

US00D808385S

(12) **United States Design Patent**
Yuan

(10) **Patent No.:** **US D808,385 S**
(45) **Date of Patent:** **** Jan. 23, 2018**

(54) **WEARABLE ELECTRONIC DEVICE**

(71) Applicant: **HUAWEI TECHNOLOGIES CO., LTD.**, Shenzhen (CN)

(72) Inventor: **Xiang Yuan**, Shenzhen (CN)

(73) Assignee: **Huawei Technologies Co., LTD.** (CN)

(**) Term: **15 Years**

(21) Appl. No.: **29/535,011**

(22) Filed: **Aug. 3, 2015**

(30) **Foreign Application Priority Data**

Feb. 4, 2015 (CN) 2015 3 0033686

(51) **LOC (11) Cl.** **14-02**

(52) **U.S. Cl.**
USPC **D14/344**

(58) **Field of Classification Search**
USPC D2/623, 626, 639, 878; D8/88, 356;
D10/30-39, 70, 98; D11/3, 87, 93-94,
D11/200, 201, 210, 216, 218, 221,
D11/230-231; D14/344, 138 R, 144,
D14/358; D24/167, 169, 186-187
CPC G06F 1/163; G06F 1/1628; G06F 1/1626;
G06F 1/1635; G06F 1/08; G06F 1/10;
G06F 1/04; G06F 1/14; G06F 1/3203;
A41D 1/002; H04M 1/02; H04M 1/03;
H04M 1/04; H04M 1/05; H04M 1/667;
Y02B 60/1217; H04B 1/385; H04B
1/3888; G06Q 20/10; G06Q 20/108;
G06Q 20/12; G06Q 20/145

See application file for complete search history.

(56) **References Cited**

U.S. PATENT DOCUMENTS

D342,740 S * 12/1993 Parker D11/4
5,274,613 A * 12/1993 Seager H04B 1/385
368/13

D504,623 S * 5/2005 Dias D10/32
D535,205 S * 1/2007 Frederick D10/104.1
D599,217 S * 9/2009 Chen D10/32
D651,115 S * 12/2011 Willows D11/3
D674,808 S * 1/2013 Axelrod D11/3
D706,159 S * 6/2014 Ma D11/3
D715,668 S * 10/2014 Roush D10/70
D735,587 S * 8/2015 Squires D10/32

(Continued)

OTHER PUBLICATIONS

Huawei TalkBand B2 Activity Tracker, posted Jul. 2015, [retrieved Jan. 6, 2017]. Retrieved from Internet, <URL: <https://www.goodhousekeeping.co.uk/institute/product-reviews/activity-trackers/huawei-talkband-b2-activity-tracker> >.*

(Continued)

Primary Examiner — Barbara Fox

Assistant Examiner — Kristin E Reed

(74) *Attorney, Agent, or Firm* — Design IP

(57) **CLAIM**

The ornamental design for a wearable electronic device, as shown and described.

DESCRIPTION

FIG. 1 is a front, right perspective view of a first embodiment of a wearable electronic device showing my new design;

FIG. 2 is a top view thereof;

FIG. 3 is a bottom view thereof;

FIG. 4 is a front view thereof;


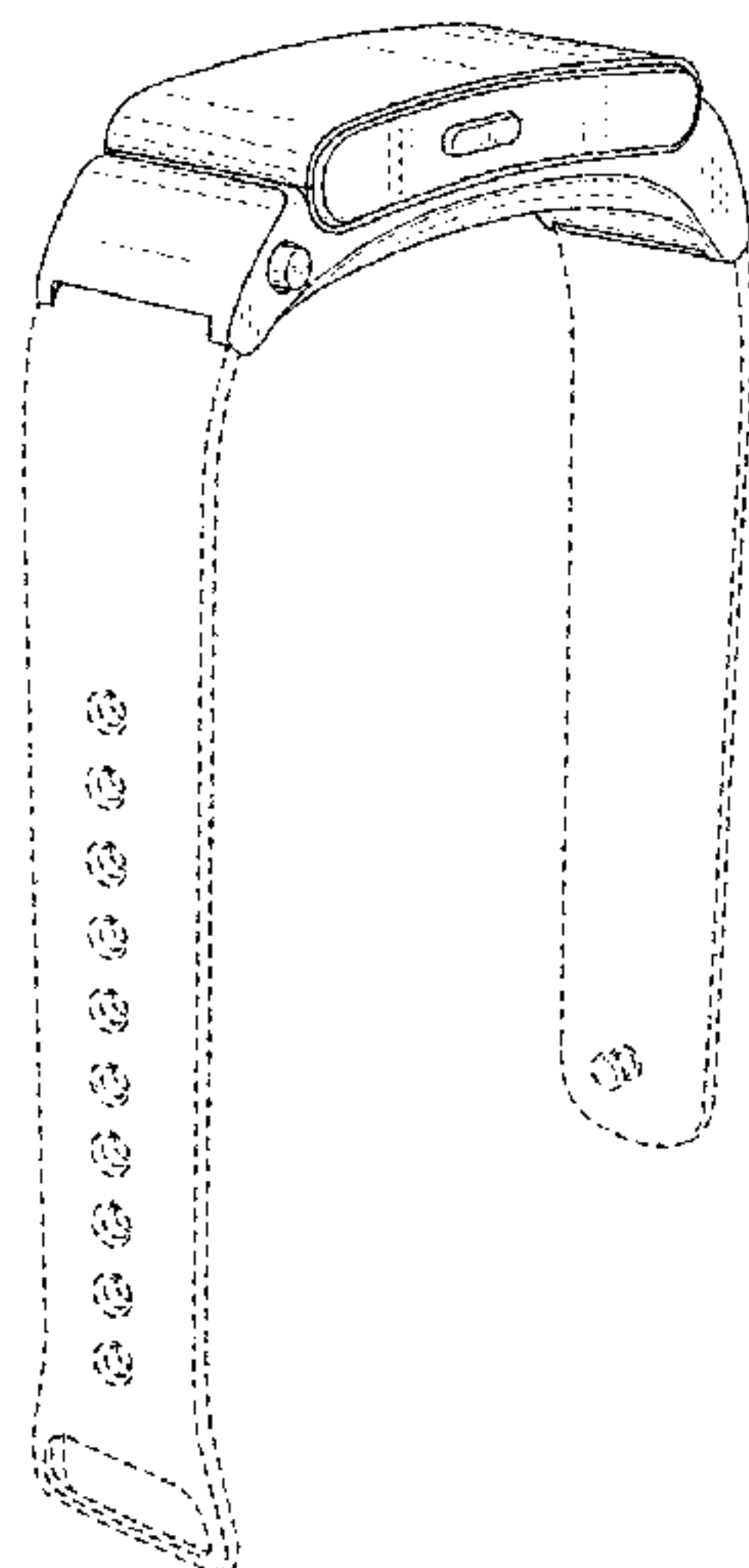
FIG. 5 is a rear view thereof;

FIG. 6 is a right side view thereof; and,

FIG. 7 is a left side view thereof.

The broken line showing of portions of the wearable electronic device in FIGS. 1-7 is for the purpose of illustrating environmental structure and forms no part of the claimed design.

1 Claim, 5 Drawing Sheets



(56)

References Cited

U.S. PATENT DOCUMENTS

D748,273 S * 1/2016 Chang D24/186
D755,787 S * 5/2016 Zander D14/344
2015/0072622 A1* 3/2015 Hwang H04M 1/7253
455/41.3

OTHER PUBLICATIONS

Holiday Gift Guide 2014-2015: Top 10 Best Wearable Tech for Him, posted Dec. 16, 2014, [retrieved Nov. 3, 2016]. Retrieved from Internet, <URL: <http://www.androidheadlines.com/2014/12/holiday-gift-guide-2014-2015-top-10-best-wearable-tech.html> >.*

* cited by examiner

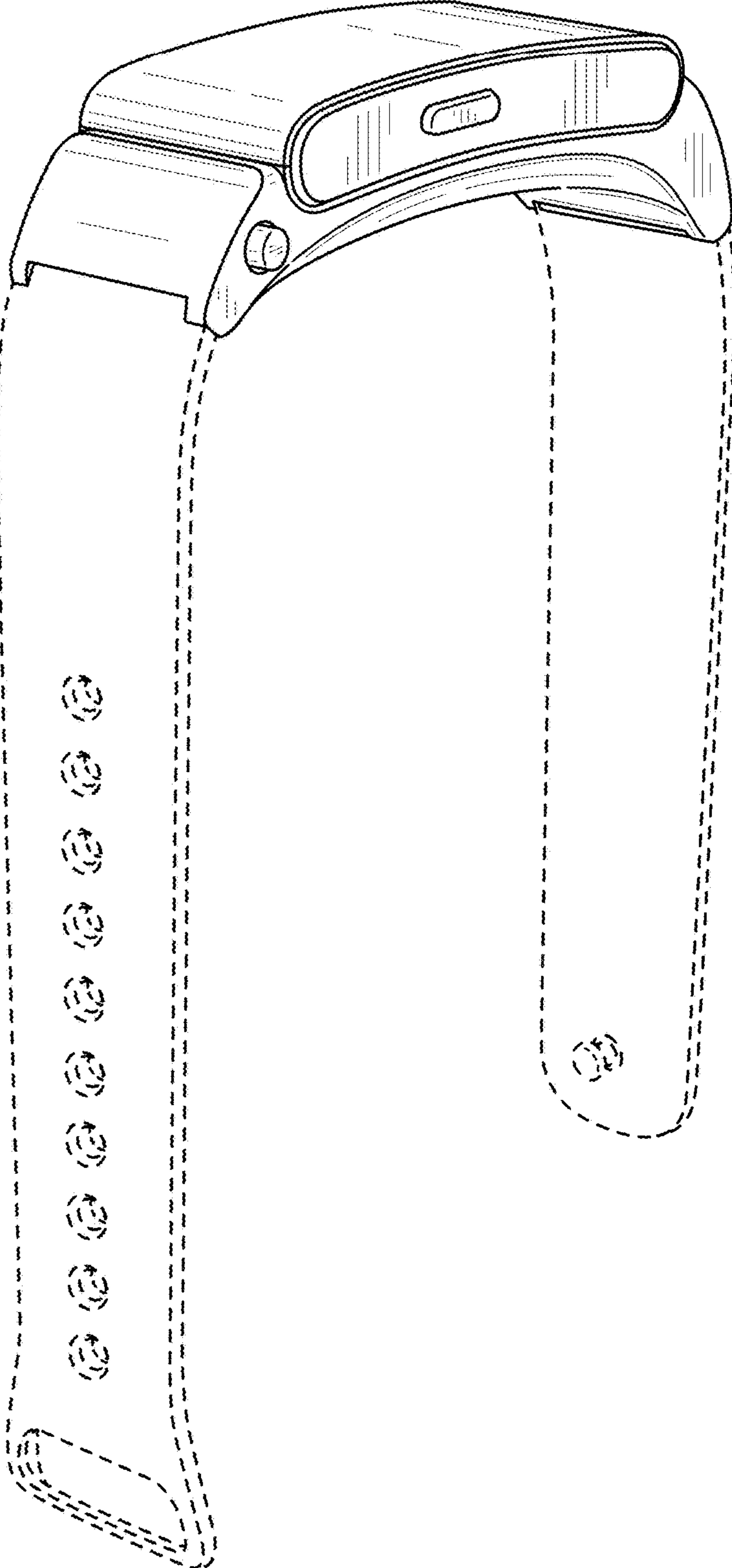


FIG. 1

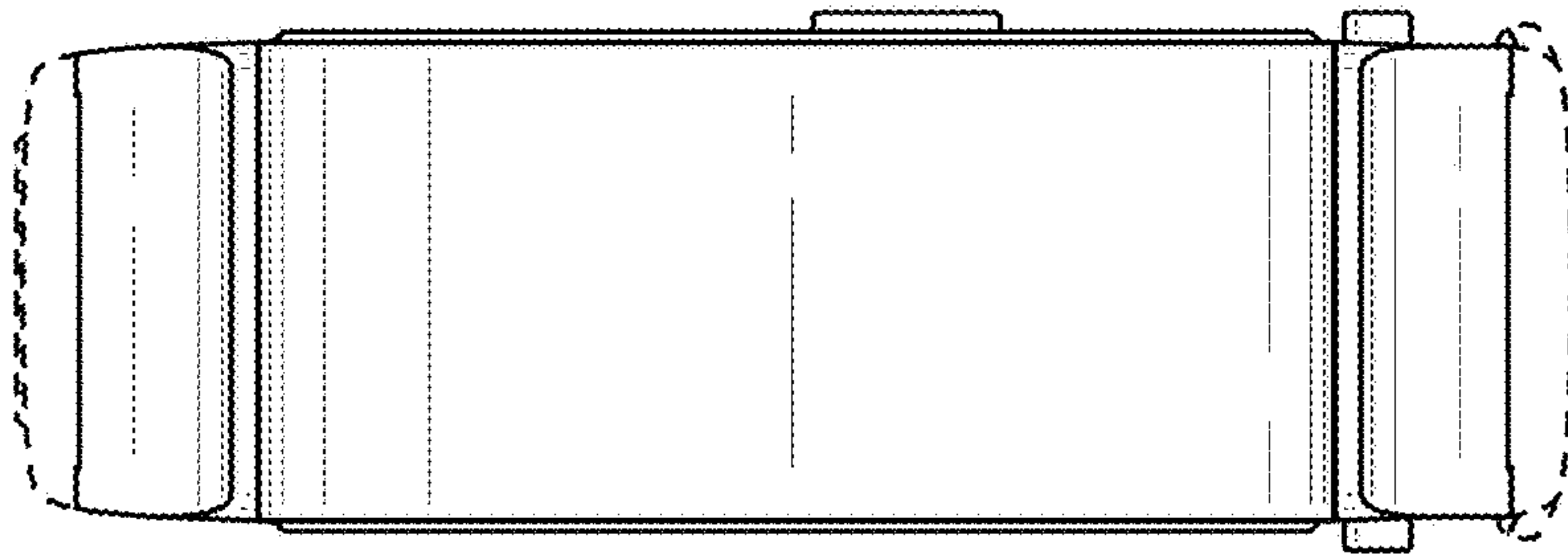


FIG. 2

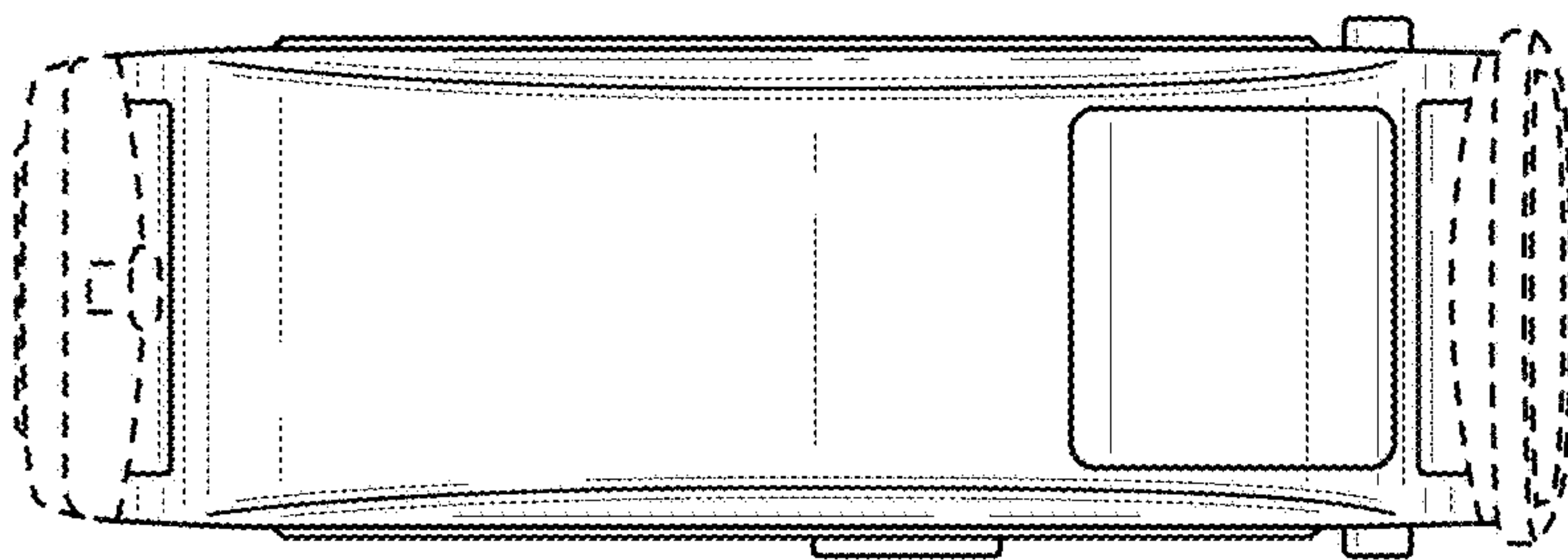


FIG. 3




FIG. 4




FIG. 5

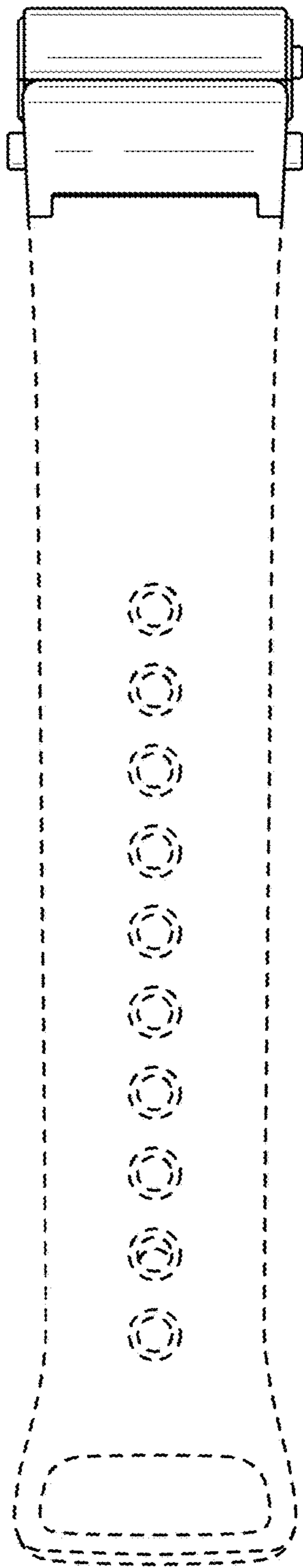


FIG. 6




FIG. 7