



US00D808383S

(12) **United States Design Patent** (10) **Patent No.:** **US D808,383 S**
Kranz (45) **Date of Patent:** **** Jan. 23, 2018**

(54) **CIRCULAR MOBILE DEVICE**
(71) Applicant: **Michael R. Kranz**, River Falls, WI (US)
(72) Inventor: **Michael R. Kranz**, River Falls, WI (US)
(**) Term: **15 Years**
(21) Appl. No.: **29/594,623**
(22) Filed: **Feb. 21, 2017**
(51) **LOC (11) Cl.** **14-02**
(52) **U.S. Cl.**
USPC **D14/341**
(58) **Field of Classification Search**
USPC D14/341, 344, 248, 203.6, 203.1, 203.4,
D14/138 R, 138 A, 138 AD, 138 G;
D10/30-39, 70, 98; D11/3, 93-94
CPC G06F 1/1626; G06F 1/1652; H04M 1/027;
H04M 1/0202; H04M 1/0279; H04M
1/0235; H04M 1/0237; H04M 1/0239;
H04M 1/0266; H04M 1/0268; H04M
1/0295
See application file for complete search history.

(56) **References Cited**
U.S. PATENT DOCUMENTS
D288,296 S * 2/1987 Maron D10/30
D324,656 S * 3/1992 Bolletta D10/126
D358,149 S 5/1995 Fellingner
D470,429 S * 2/2003 Bonnet D11/3
D488,142 S 4/2004 Wang et al.
D518,030 S * 3/2006 Lin D14/218
D543,192 S 5/2007 Jung
D568,304 S 5/2008 Park
D597,514 S 8/2009 Gencarella et al.
D613,737 S * 4/2010 Ahlstrom D14/344
D616,851 S 6/2010 Roka
D709,875 S * 7/2014 Aumiller D14/344
D725,068 S 3/2015 Cho et al.

D726,672 S * 4/2015 Olodort D14/138 G
D741,307 S * 10/2015 Kester D14/248
D752,583 S * 3/2016 Solomon D10/38
D754,446 S * 4/2016 Yang D6/309
D770,430 S * 11/2016 Lee D14/240
D780,019 S * 2/2017 Riviere D11/34
D793,875 S * 8/2017 Mistry D10/30
D794,491 S * 8/2017 Shanderson D11/3
D795,252 S * 8/2017 Chung D14/344
2014/0031081 A1 * 1/2014 Vossoughi H04M 1/0254
455/556.1
2014/0143785 A1 * 5/2014 Mistry G06F 1/163
718/104

FOREIGN PATENT DOCUMENTS

DE 102005011975 A1 * 9/2006 B62D 21/15

OTHER PUBLICATIONS

The Runcible, posted Mar. 3, 2015 [online], [retrieved Sep. 21, 2017]. Retrieved from internet, <https://www.theverge.com/2015/3/3/8140023/smart-pocket-watch-mwc-gadget>.
(Continued)

Primary Examiner — Barbara Fox
(74) *Attorney, Agent, or Firm* — Kinney & Lange, P.A.

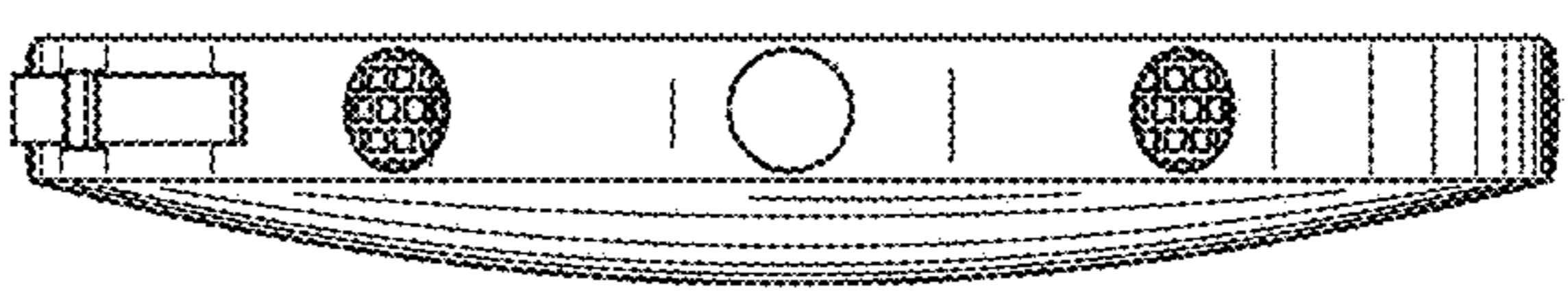
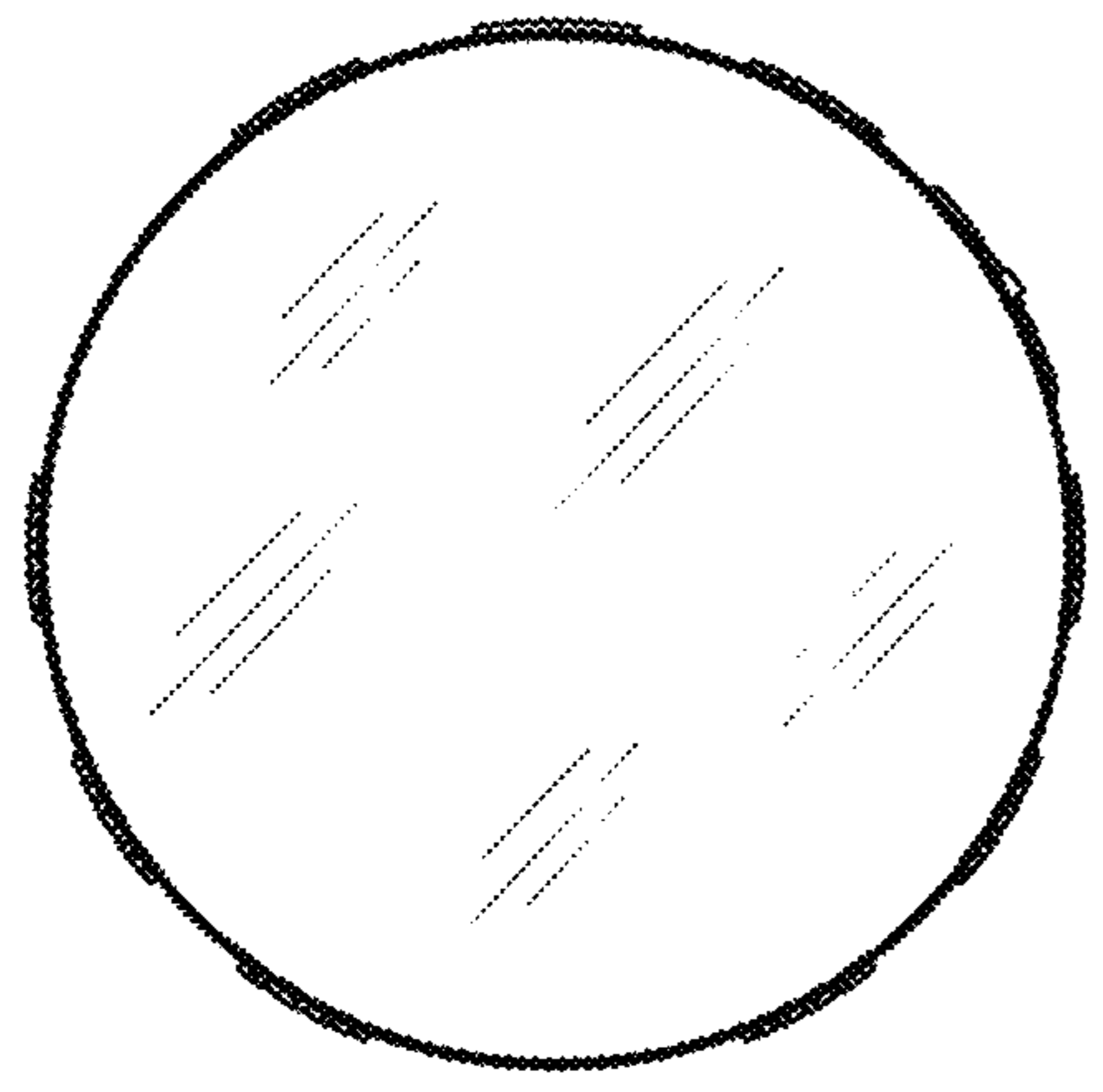
(57) **CLAIM**

The ornamental design for a circular mobile device, as shown and described.

DESCRIPTION

FIG. 1 is a front view of a circular mobile device showing the new design;
FIG. 2 is a back view thereof;
FIG. 3 is a top view thereof, shown enlarged;
FIG. 4 is a bottom view thereof;
FIG. 5 is a right side view thereof; and,
FIG. 6 is a left side view thereof.

1 Claim, 2 Drawing Sheets



(56)

References Cited

OTHER PUBLICATIONS

iPhone Concept, posted Nov. 15, 2016 [online], [retrieved Sep. 21, 2017]. Retrieved from internet, <http://android-hits-smartphone.blogspot.com/2016/11/ive-seen-rounded-phone-concepts-even.html>.*

* cited by examiner

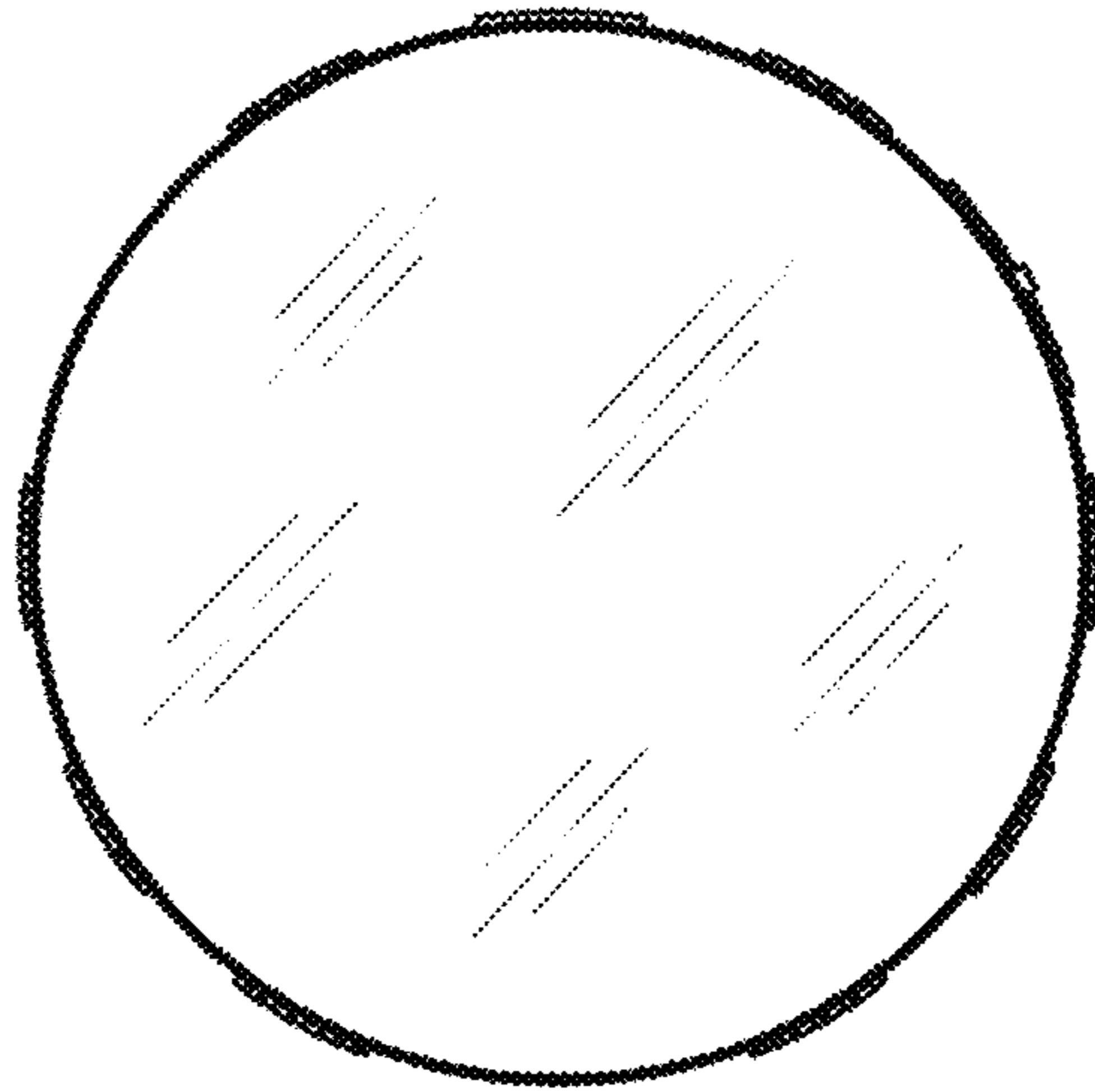


Fig. 1

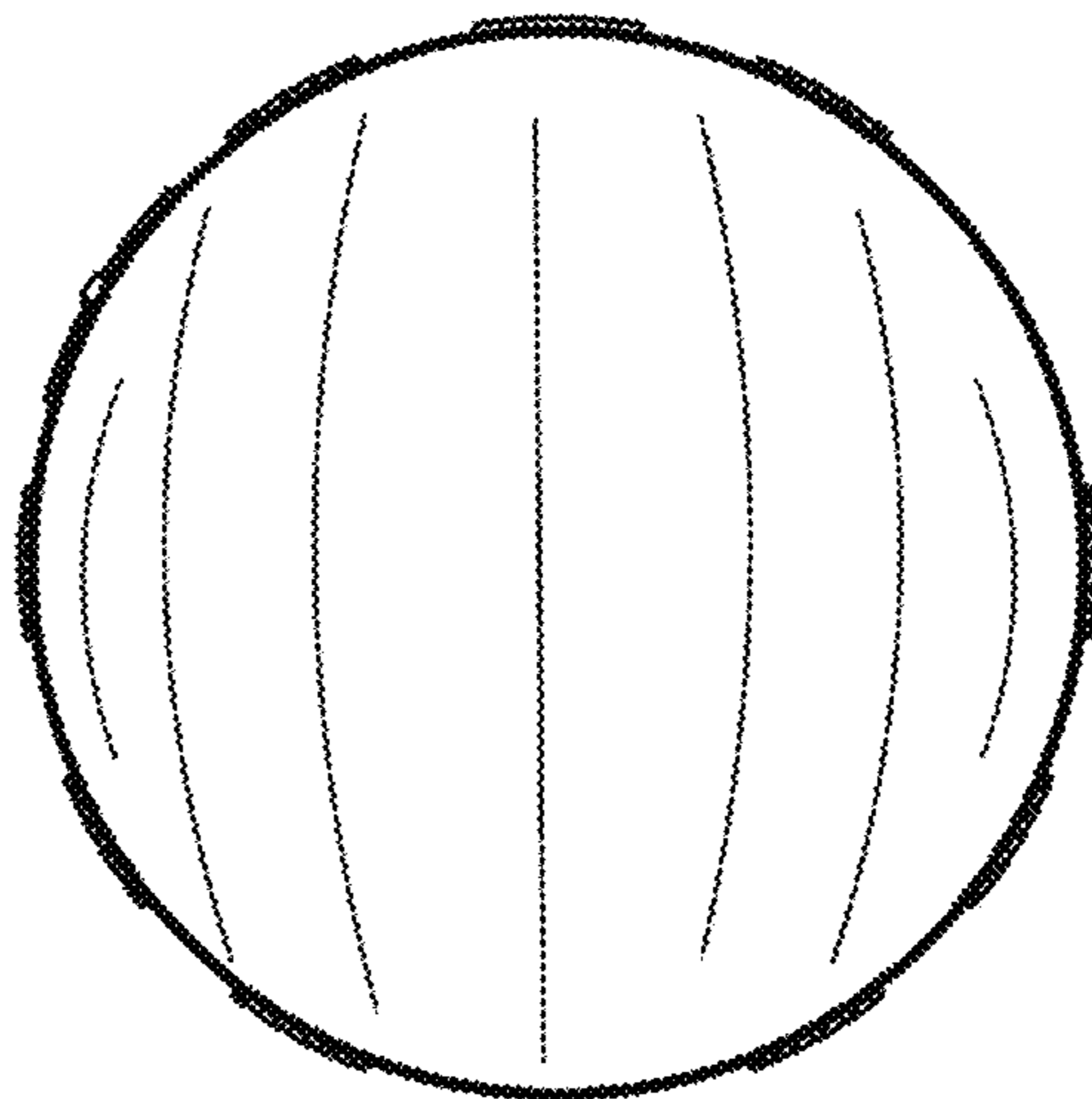


Fig. 2



Fig. 3




Fig. 4



Fig. 5




Fig. 6