



US00D808373S

(12) **United States Design Patent**
Brown et al.

(10) **Patent No.:** **US D808,373 S**
(45) **Date of Patent:** **** Jan. 23, 2018**

(54) **CASE FOR PORTABLE ELECTRONIC COMMUNICATIONS DEVICE**

(71) Applicant: **Incase Designs Corp.**, Chino, CA (US)

(72) Inventors: **Jonathan Brown**, Monrovia, CA (US); **Steven Corraliza**, N Miami Beach, FL (US); **Eric James Hostetler**, Orange, CA (US); **William Ho**, Chino Hills, CA (US)

(73) Assignee: **Incase Designs Corp.**, Los Angeles, CA (US)

(**) Term: **15 Years**

(21) Appl. No.: **29/546,706**

(22) Filed: **Nov. 24, 2015**

(51) **LOC (11) Cl.** **14-03**

(52) **U.S. Cl.**
USPC **D14/250**

(58) **Field of Classification Search**
USPC D14/248, 439, 203.3–203.7, 217, 240, D14/447, 251–253, 238.1, 440, 250; D3/201, 218, 247, 269, 273, 301, 303; D13/103, 107–108, 119
CPC H04B 1/3888; H04M 1/0283; H04M 1/0202; A45C 1/06; A45C 2011/002; A45C 11/00; A45C 13/02; A45F 2005/026; A45F 2200/0525; A45F 2200/0516
See application file for complete search history.

(56) **References Cited**

U.S. PATENT DOCUMENTS

D575,056 S * 8/2008 Tan D3/201
D623,180 S * 9/2010 Diebel D14/250
D626,540 S * 11/2010 Brown D14/250
D669,458 S * 10/2012 Wilson D14/250

D673,159 S * 12/2012 McCarthy D14/440
D679,698 S * 4/2013 Murchison D14/250
D691,122 S * 10/2013 Bau D14/250
D694,759 S * 12/2013 Chang D14/440
D700,598 S * 3/2014 Kim D14/250
D706,754 S * 6/2014 Goradesky D14/250
D711,361 S * 8/2014 Requa D14/250
D717,778 S * 11/2014 Zermeno D14/250
D718,316 S * 11/2014 Veltz D14/440
D718,759 S * 12/2014 Barfoot D14/250
D719,945 S * 12/2014 Chiang D14/250
D735,183 S * 7/2015 Kim D14/250
D740,267 S * 10/2015 Diebel D14/250
D747,708 S * 1/2016 Roberts D14/250
D763,856 S * 8/2016 Moore D14/440
D776,105 S * 1/2017 Han D14/250

(Continued)

Primary Examiner — Carla J Wright

(74) *Attorney, Agent, or Firm* — Manatt, Phelps & Phillips, LLP

(57) **CLAIM**

The ornamental design for a case for portable electronic communications device, as shown and described.

DESCRIPTION

FIG. 1 is a front perspective view of a case for portable electronic communications device showing our new design. FIG. 2 is a front view thereof. FIG. 3 is a rear view thereof. FIG. 4 is a left-side view thereof. FIG. 5 is a right-side view thereof. FIG. 6 is a top view thereof; and, FIG. 7 is a bottom view thereof.

The broken lines immediately adjacent the shaded regions represent the bounds of the claimed design. All other broken lines depict environmental subject matter that form no part of the claimed design. The broken lines and unshaded regions bounded by broken lines form no part of the claimed design.

1 Claim, 5 Drawing Sheets



(56)

References Cited

U.S. PATENT DOCUMENTS

D778,271 S *	2/2017	Stump	D14/250
D782,459 S *	3/2017	Shannon, III	D14/250
D787,497 S *	5/2017	Friedland	D14/250
D791,113 S *	7/2017	Tien	D14/250
2014/0194167 A1 *	7/2014	Grimes	H04M 1/0283
			455/575.1
2016/0219999 A1 *	8/2016	Chang	A45C 11/00

* cited by examiner

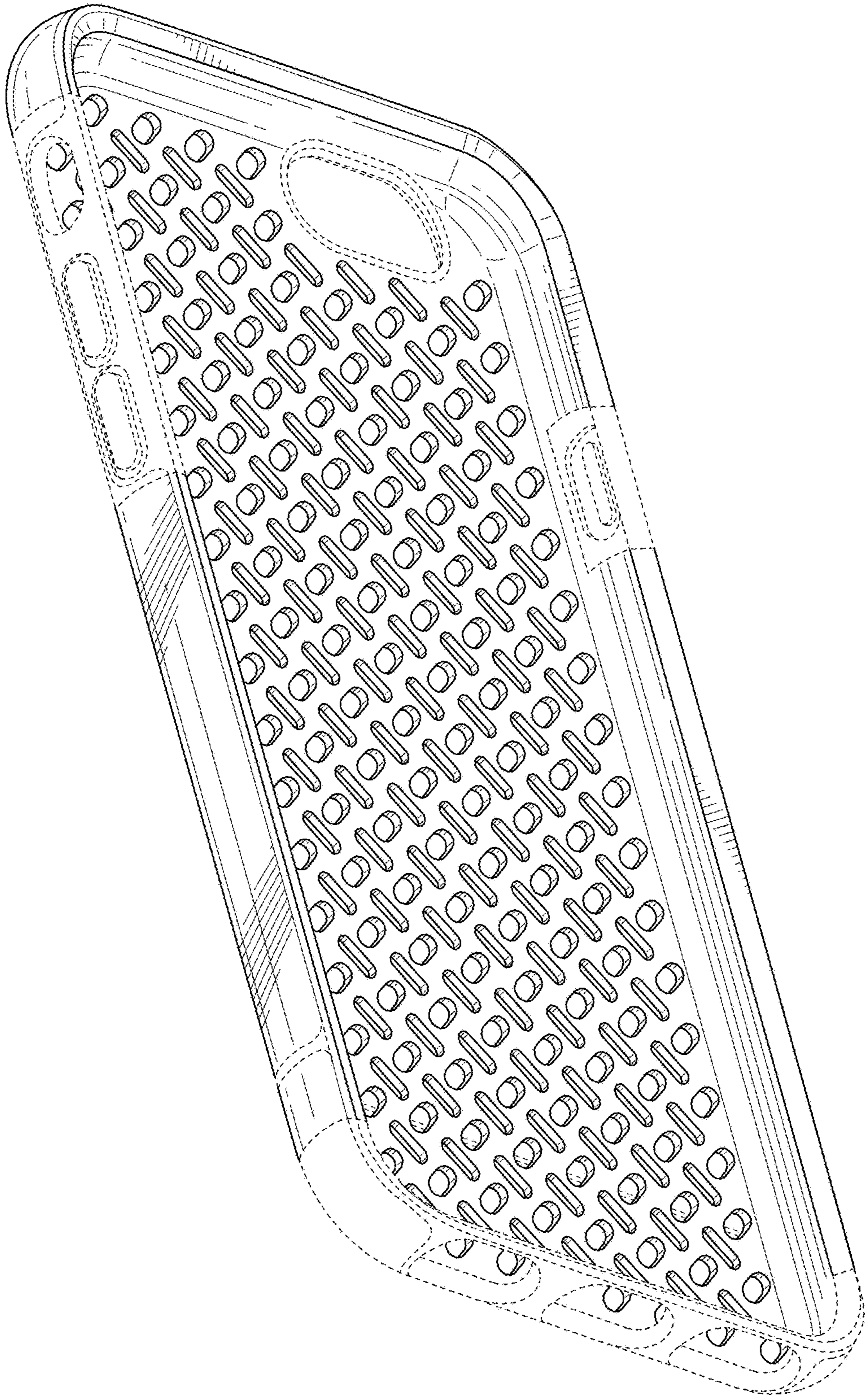


FIG. 1




FIG. 2




FIG. 3

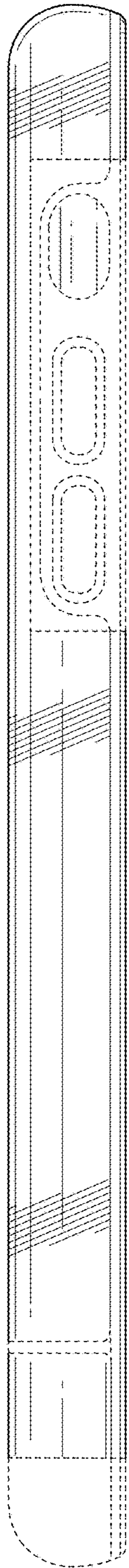


FIG. 4

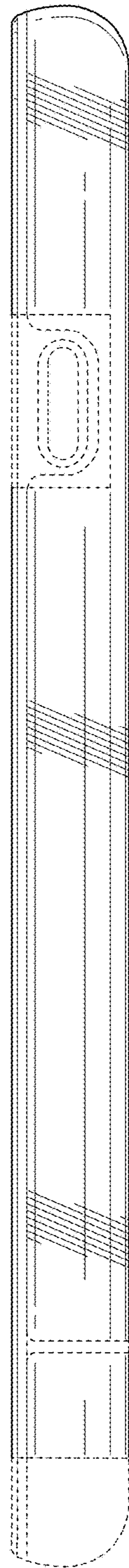


FIG. 5




FIG. 6

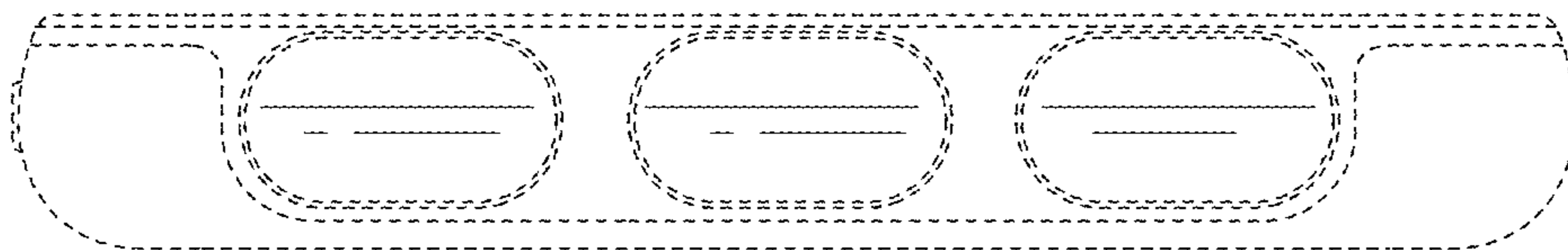


FIG. 7