

US00D808360S

(12) **United States Design Patent**
Arimoto

(10) **Patent No.:** **US D808,360 S**
(45) **Date of Patent:** **** Jan. 23, 2018**

- (54) **PAIR OF EARPHONES**
- (71) Applicant: **JVC KENWOOD Corporation**,
Yokohama-shi, Kanagawa (JP)
- (72) Inventor: **Takuya Arimoto**, Yokohama (JP)
- (73) Assignee: **JVC KENWOOD CORPORATION**,
Yokohama-Shi, Kanagawa (JP)
- (**) Term: **15 Years**
- (21) Appl. No.: **29/568,704**
- (22) Filed: **Jun. 21, 2016**

(30) **Foreign Application Priority Data**

Mar. 31, 2016 (JP) 2016-007133

(51) **LOC (11) Cl.** **14-01**

(52) **U.S. Cl.**
USPC **D14/205**; D14/223

(58) **Field of Classification Search**

USPC D14/205, 223; D24/174; 181/129, 130,
181/135; 379/430, 431; 381/74, 374,
381/377, 380, 382, 328, 330, 331, 122;
455/90.3, 575.1, 569.1

CPC H04R 1/10; H04R 25/00; H04R 1/1016;
H04R 1/1066; H04R 1/1033; H04R
5/0335; H04R 5/033; H04R 1/105

See application file for complete search history.

(56) **References Cited**

U.S. PATENT DOCUMENTS

- D167,873 S * 9/1952 Watson 381/322
- 3,197,576 A * 7/1965 Martin H04R 25/65
381/322
- 3,207,146 A * 9/1965 Grable 124/23.1
- D232,778 S * 9/1974 Hagen et al. D24/107
- D321,879 S * 11/1991 Emmerling D14/188
- D326,655 S * 6/1992 Iribe D14/192

- 5,410,608 A * 4/1995 Lucey H04R 1/083
381/360
- 7,079,664 B2 * 7/2006 Nassimi H04R 25/558
381/328
- D536,692 S * 2/2007 Alwicker D14/188
- D550,202 S * 9/2007 Meier D14/206
- D577,003 S * 9/2008 Yang D14/206
- D581,396 S * 11/2008 Wikel D14/206
- D582,897 S * 12/2008 Christopher D14/223
- D588,113 S * 3/2009 Bradford D14/223
- D590,377 S * 4/2009 Bradford D14/223
- D593,076 S * 5/2009 Kung D14/223
- D597,084 S * 7/2009 Gondo D14/223
- D598,900 S * 8/2009 Wikel D14/223
- D604,722 S * 11/2009 Misty D14/223
- D622,855 S * 8/2010 Cano, Jr. D24/174

(Continued)

Primary Examiner — Paula Allen Greene

(74) *Attorney, Agent, or Firm* — Nath, Goldberg &
Meyer; Jerald L. Meyer

(57) **CLAIM**

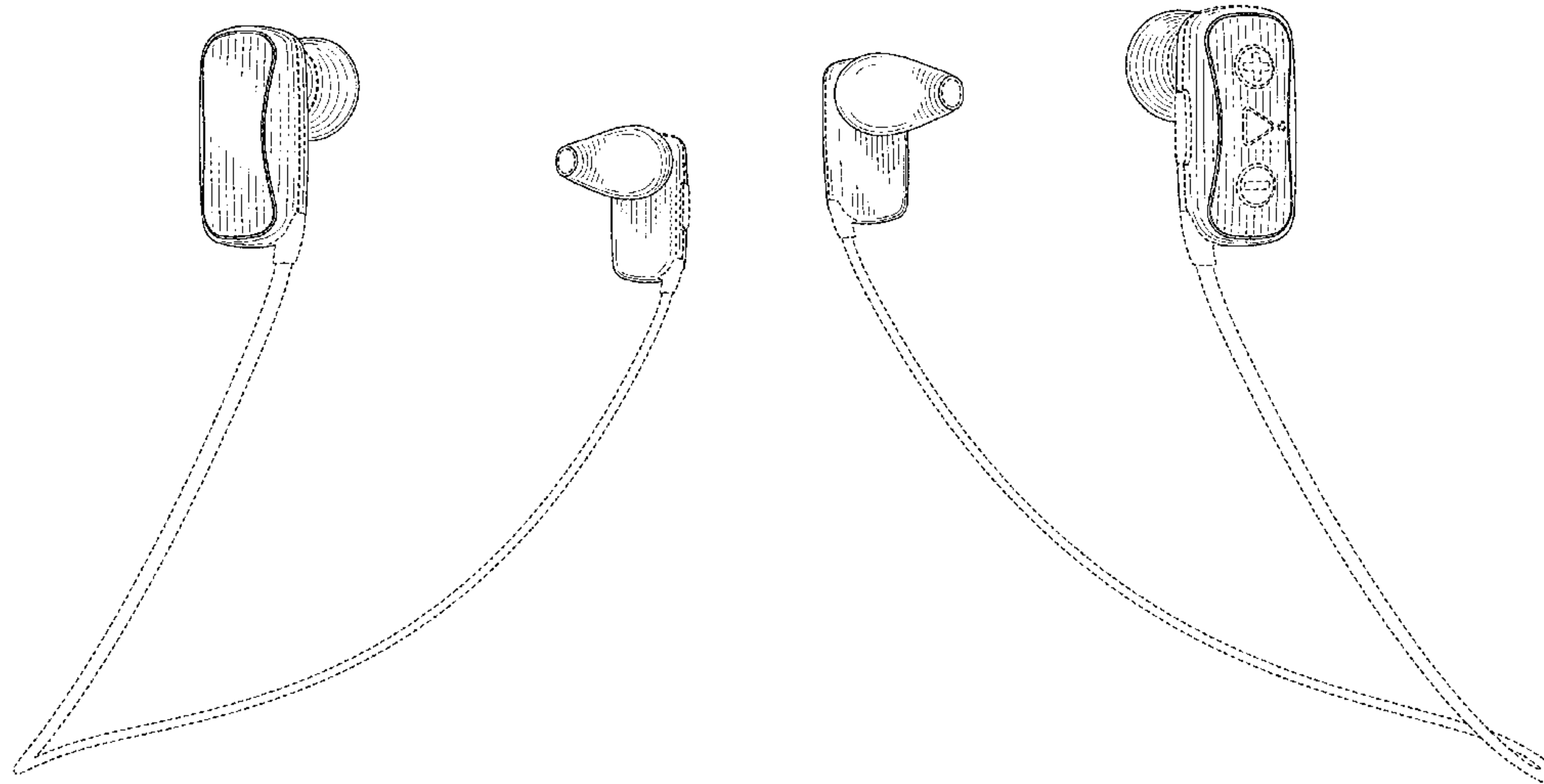
The ornamental design for pair of earphones, as shown and described.

DESCRIPTION

FIG. 1 is a right side perspective view of pair of earphones showing my new design;
 FIG. 2 is a left side perspective view thereof;
 FIG. 3 is a front elevational view thereof;
 FIG. 4 is a rear elevational view thereof;
 FIG. 5 is a top plan view thereof;
 FIG. 6 is a bottom plan view thereof;
 FIG. 7 is a right side elevational view thereof; and,
 FIG. 8 is a left side elevational view thereof.

The broken lines immediately adjacent the shaded areas represent the bounds of the claimed design while all other broken lines are directed to environment and are for illustrative purposes only; the broken lines form no part of the claimed design.

1 Claim, 8 Drawing Sheets



(56)

References Cited

U.S. PATENT DOCUMENTS

D640,242	S *	6/2011	Fahrendorff	D14/223
D642,162	S *	7/2011	Wang	D14/223
D643,830	S *	8/2011	Fish	D14/205
8,170,231	B2 *	5/2012	Garra	B65H 75/4473 381/124
D667,817	S *	9/2012	Otani	D14/223
D671,523	S *	11/2012	Daniel	D14/206
D673,531	S *	1/2013	Lee	D14/223
D676,026	S *	2/2013	Lee	D14/223
D691,580	S *	10/2013	Cho	D14/205
D700,905	S *	3/2014	Pavitsich	D14/223
8,908,899	B1 *	12/2014	Yang	H04R 1/1033 381/370
D737,251	S *	8/2015	Thompson	D14/223
D745,862	S *	12/2015	Otani	D14/223
D767,532	S *	9/2016	Jen	D14/205
D778,257	S *	2/2017	Hu	D14/205
D780,714	S *	3/2017	Vogt, Jr.	D14/205
D782,442	S *	3/2017	Chen	D14/205
D785,594	S *	5/2017	Zaihui	D14/205
D790,501	S *	6/2017	Wang	D14/205
2007/0230735	A1 *	10/2007	Sung	H04R 1/1058 381/374
2010/0166208	A1 *	7/2010	Kato	H04R 1/1033 381/74
2010/0202626	A1 *	8/2010	Shiori	G06F 3/017 381/74
2014/0138150	A1 *	5/2014	Huang	H04R 1/1033 174/71 R
2016/0037248	A1 *	2/2016	Cheng	H04R 1/105 381/74

* cited by examiner

FIG. 1

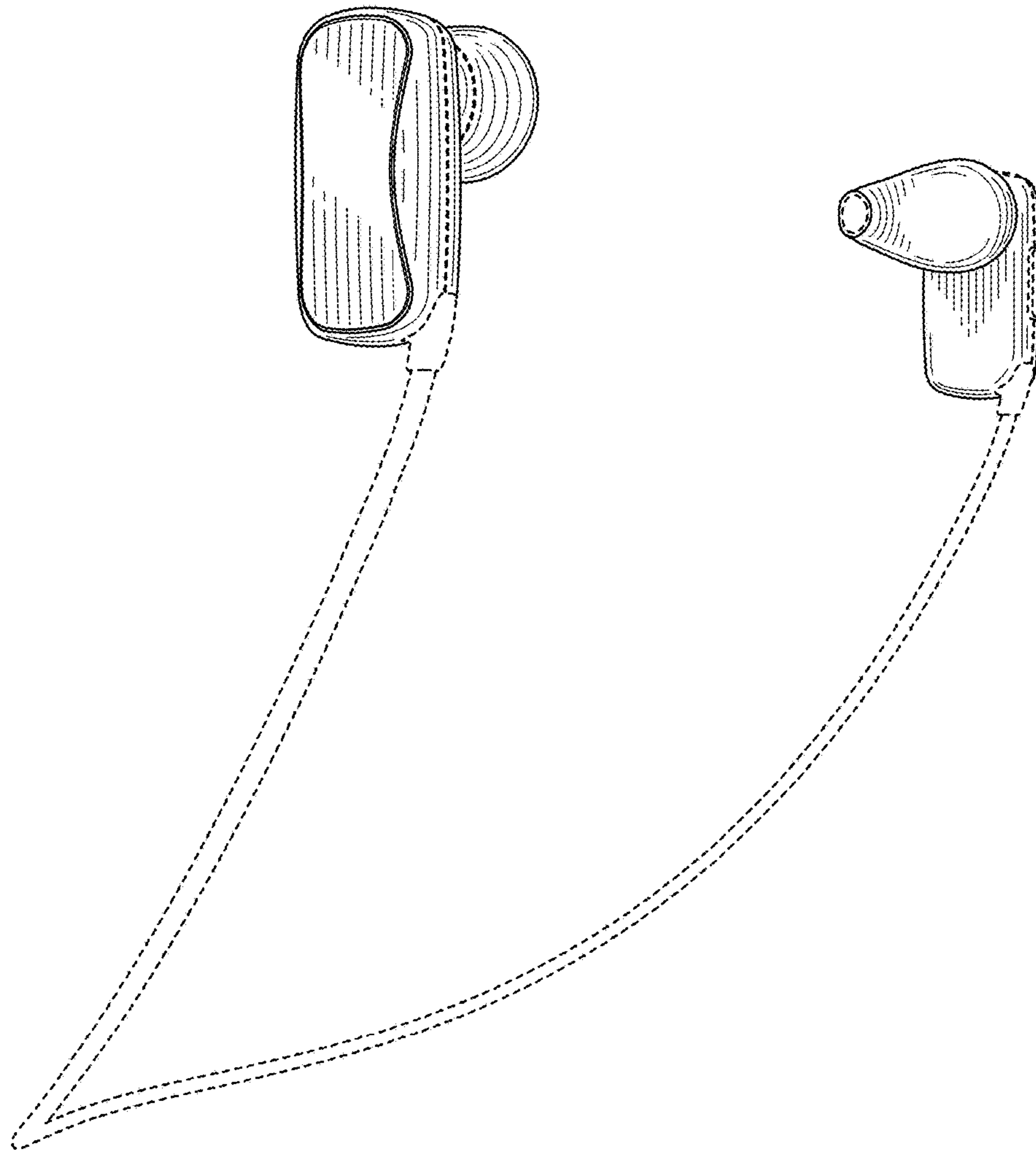
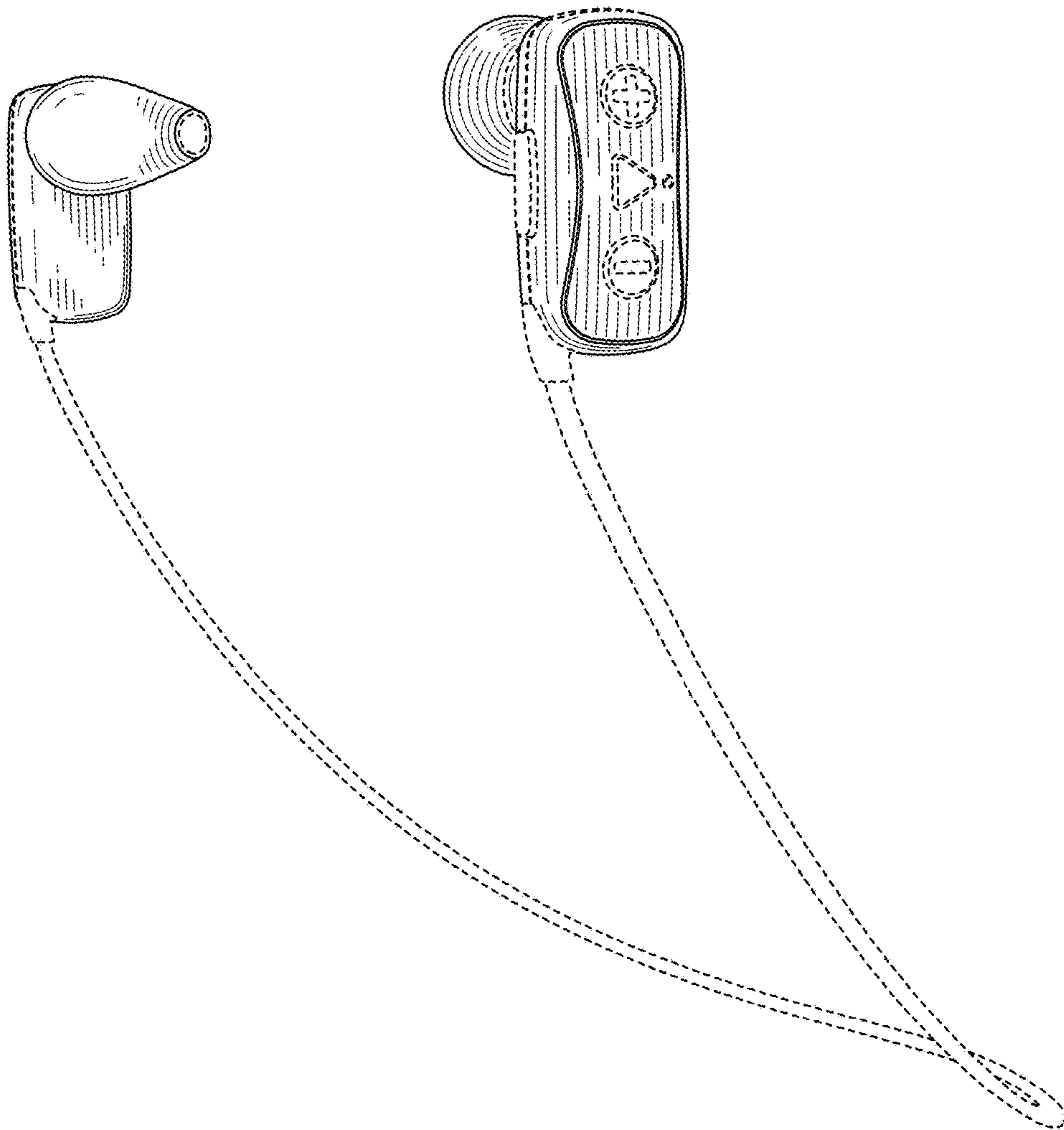


FIG. 2






FIG. 3




FIG. 4




FIG. 5




FIG. 6

FIG. 7

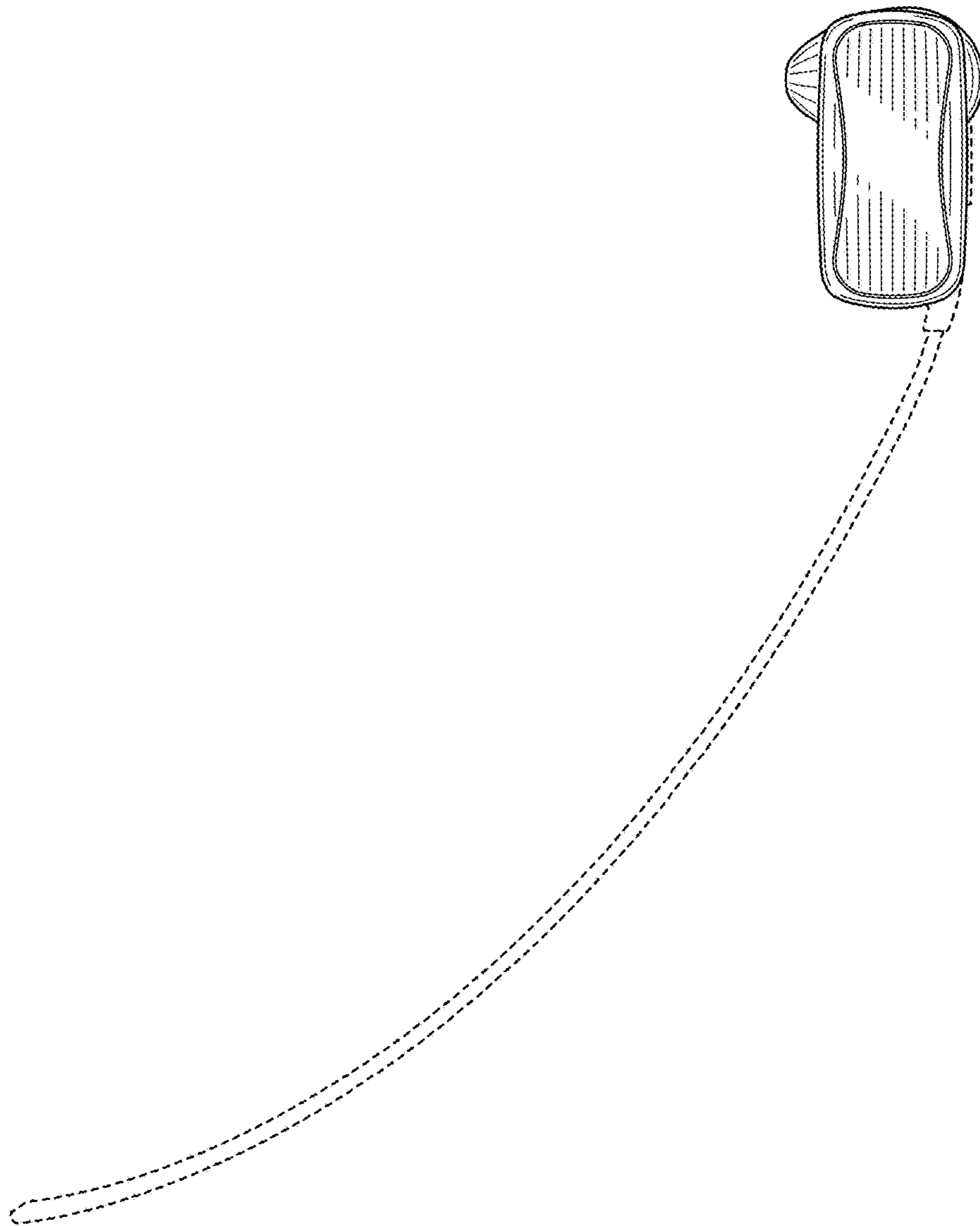


FIG. 8

