



US00D808357S

(12) **United States Design Patent**
Kim

(10) **Patent No.:** **US D808,357 S**

(45) **Date of Patent:** **** Jan. 23, 2018**

(54) **DIGITAL AUDIO PLAYER**

(71) Applicant: **IRIVER LIMITED**, Seoul (KR)

(72) Inventor: **Ji Sun Kim**, Seoul (KR)

(73) Assignee: **IRIVER LIMITED**, Seoul (KR)

(**) Term: **15 Years**

(21) Appl. No.: **29/588,871**

(22) Filed: **Dec. 23, 2016**

(30) **Foreign Application Priority Data**

Dec. 9, 2016 (KR) 30-2016-0059782

(51) **LOC (11) Cl.** **14-03**

(52) **U.S. Cl.**
USPC **D14/203.7; D14/496**

(58) **Field of Classification Search**
USPC D14/496, 401, 435, 474, 483, 217, 137,
D14/138, 160, 168, 356, 203.1–203.8,
D14/507; 345/156, 169, 173–179, 905;
715/727–729, 864; 710/1, 5, 8; 713/1,
713/600; 455/1.1, 1.7, 73, 344–347, 93,
455/95, 3.01–3.06, 550.1, 573.1;
370/342–344; 369/1, 2, 6–12;
463/43–47; 273/148 B
CPC H04J 11/00; H04J 13/00; H04J 14/00
See application file for complete search history.

(56) **References Cited**

U.S. PATENT DOCUMENTS

5,825,408 A * 10/1998 Yuyama H04N 1/0044
348/14.01
6,977,675 B2 * 12/2005 Kotzin G06F 1/1626
345/156

D604,715 S * 11/2009 Shimizu D14/203.7
7,856,255 B2 * 12/2010 Tsuchiya G06F 1/1616
200/11 TW
8,175,646 B2 * 5/2012 Rofougaran G06F 1/1632
370/310
D699,701 S * 2/2014 Kim D14/203.7
D712,870 S * 9/2014 Kim D14/203.7
D717,763 S * 11/2014 Han D14/203.7
9,118,217 B2 * 8/2015 Rofougaran H02J 1/10
D747,288 S * 1/2016 Han D14/203.3
D772,839 S * 11/2016 Kim D14/203.7
D787,468 S * 5/2017 Lee D14/203.3
D792,371 S * 7/2017 Kim D14/203.7

* cited by examiner

Primary Examiner — Prabhakar Deshmukh

(74) *Attorney, Agent, or Firm* — Hauptman Ham, LLP

(57) **CLAIM**

I claim the ornamental design for a digital audio player, as shown and described.

DESCRIPTION

FIG. 1 is a front, top and right perspective view of a digital audio player showing my new design;
FIG. 2 is a front, bottom and left perspective view thereof;
FIG. 3 is a rear, bottom and right perspective view thereof;
FIG. 4 is a front elevational view thereof;
FIG. 5 is a rear elevational view thereof;
FIG. 6 is a left side elevational view thereof;
FIG. 7 is a right side elevational view thereof;
FIG. 8 is a top plan view thereof; and,
FIG. 9 is a bottom plan view thereof.

1 Claim, 8 Drawing Sheets

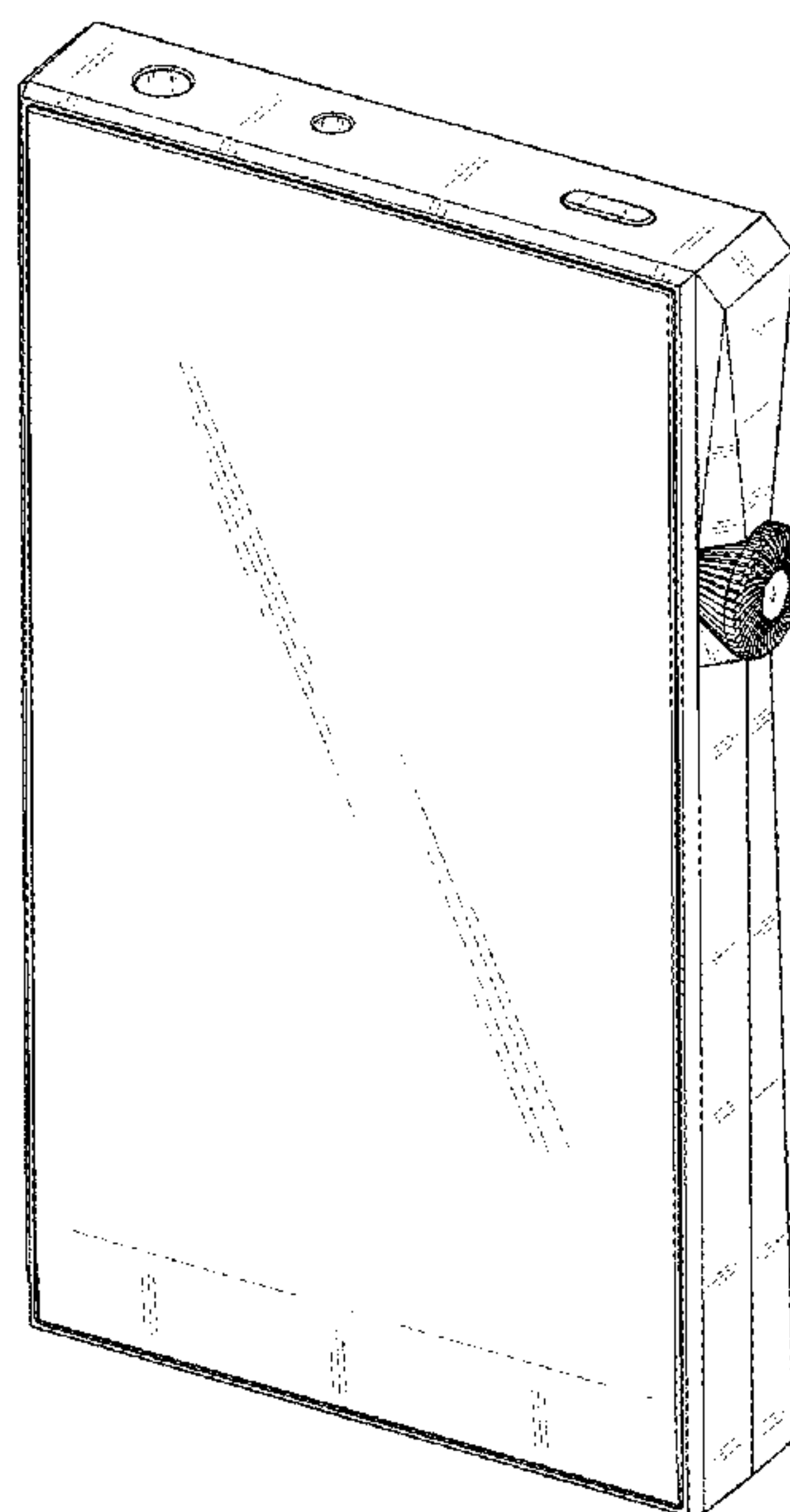


Fig. 1

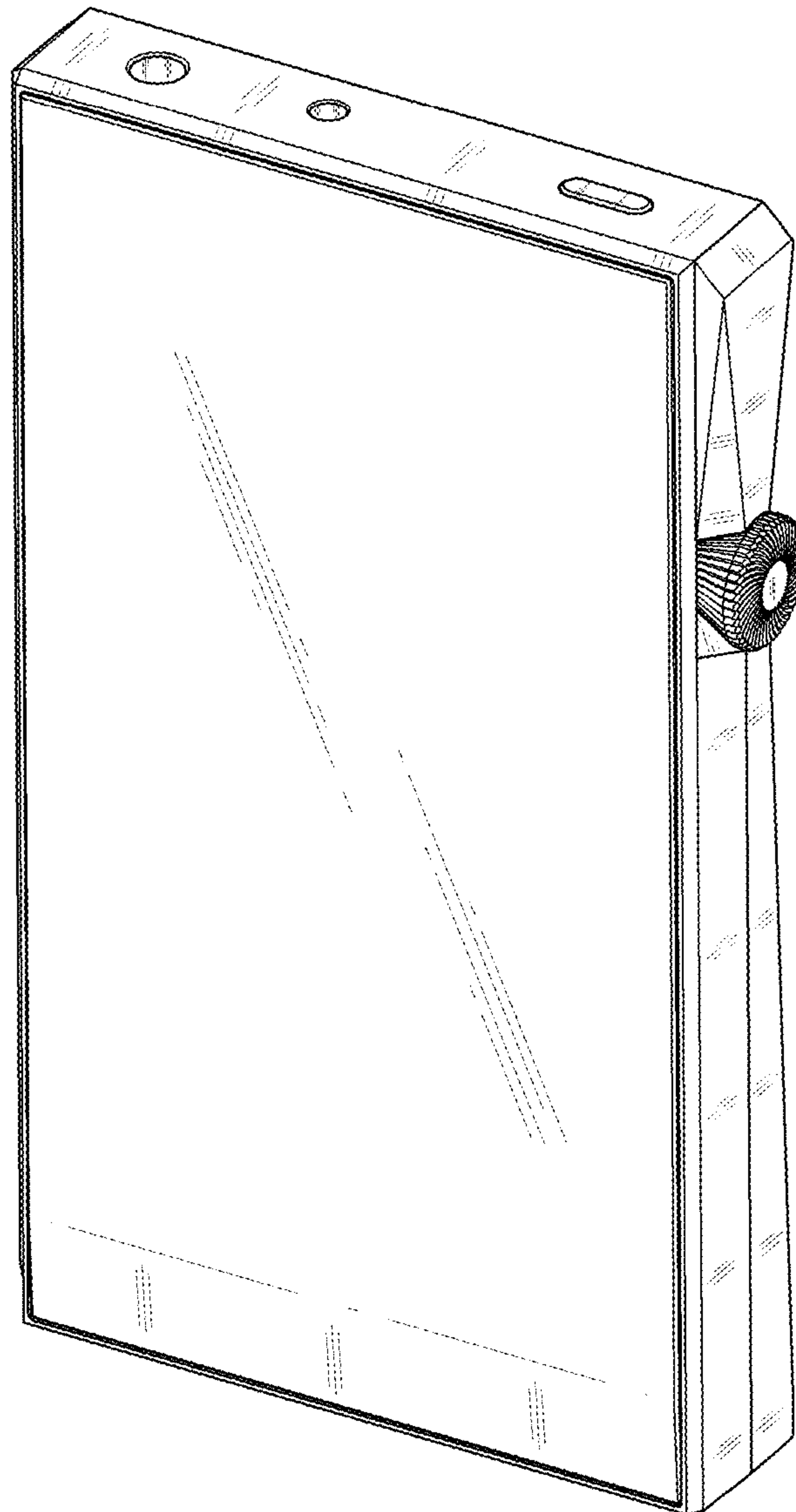


Fig. 2

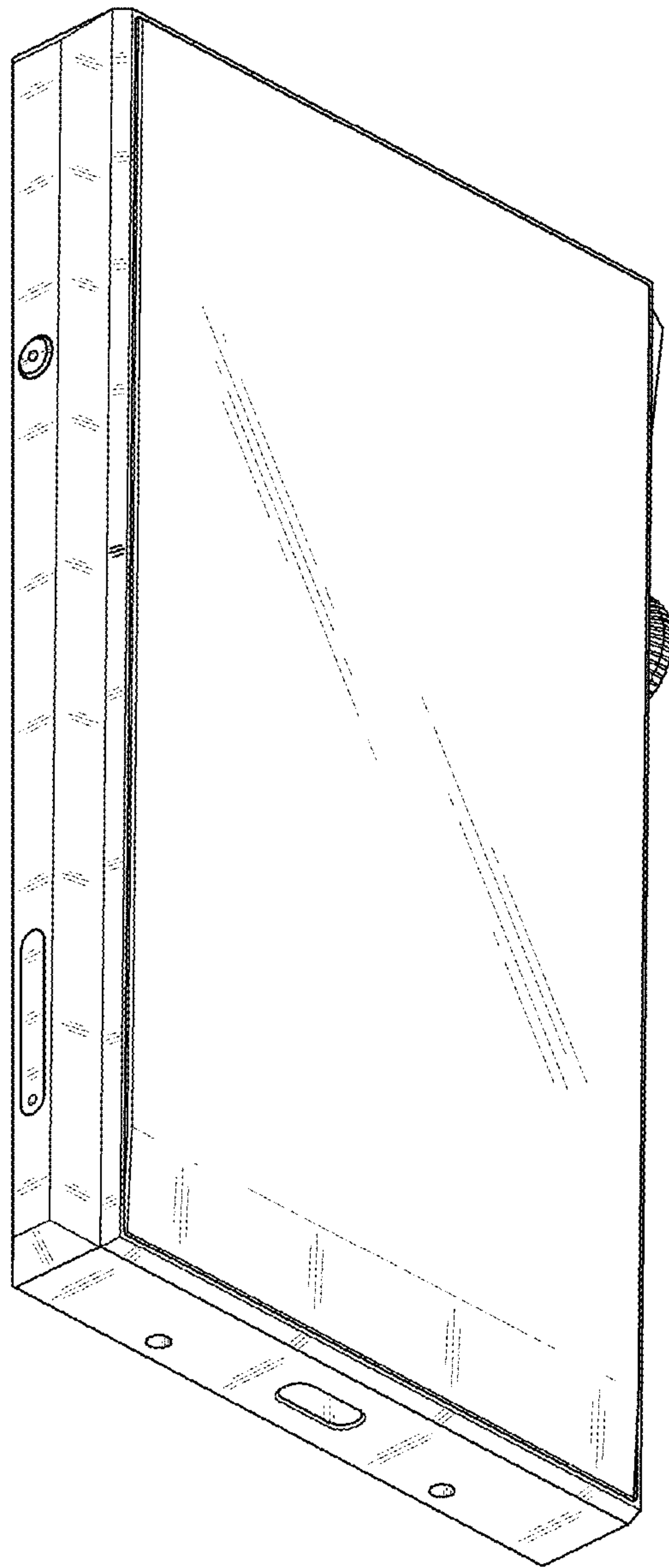


Fig. 3

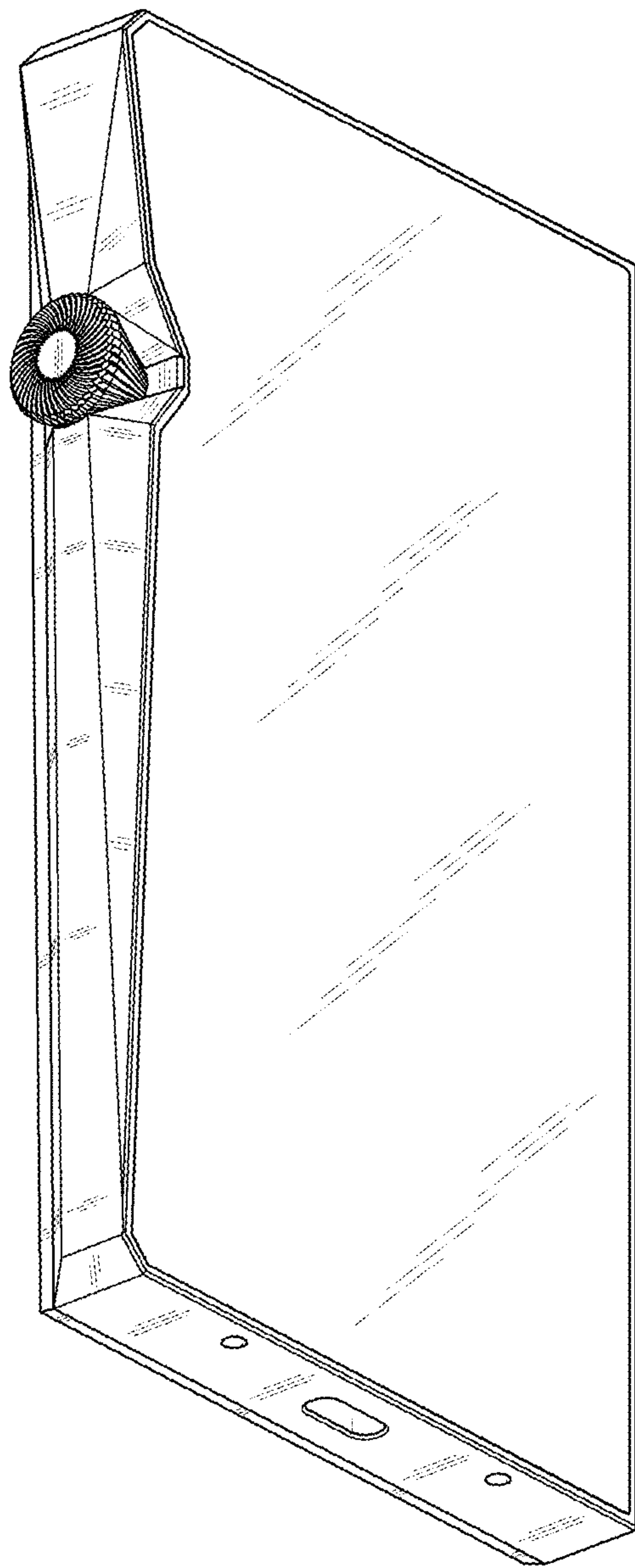


Fig. 4

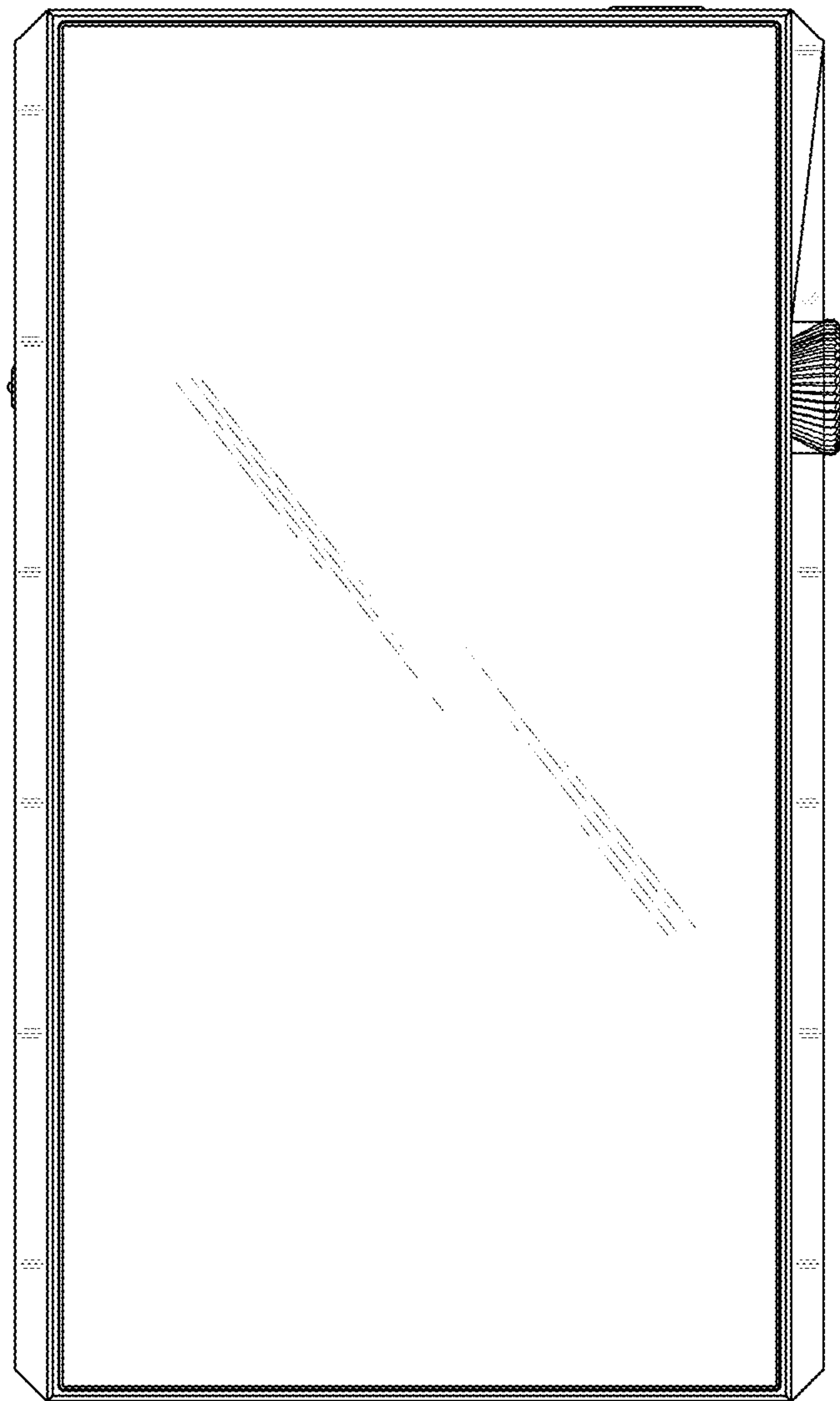


Fig. 5

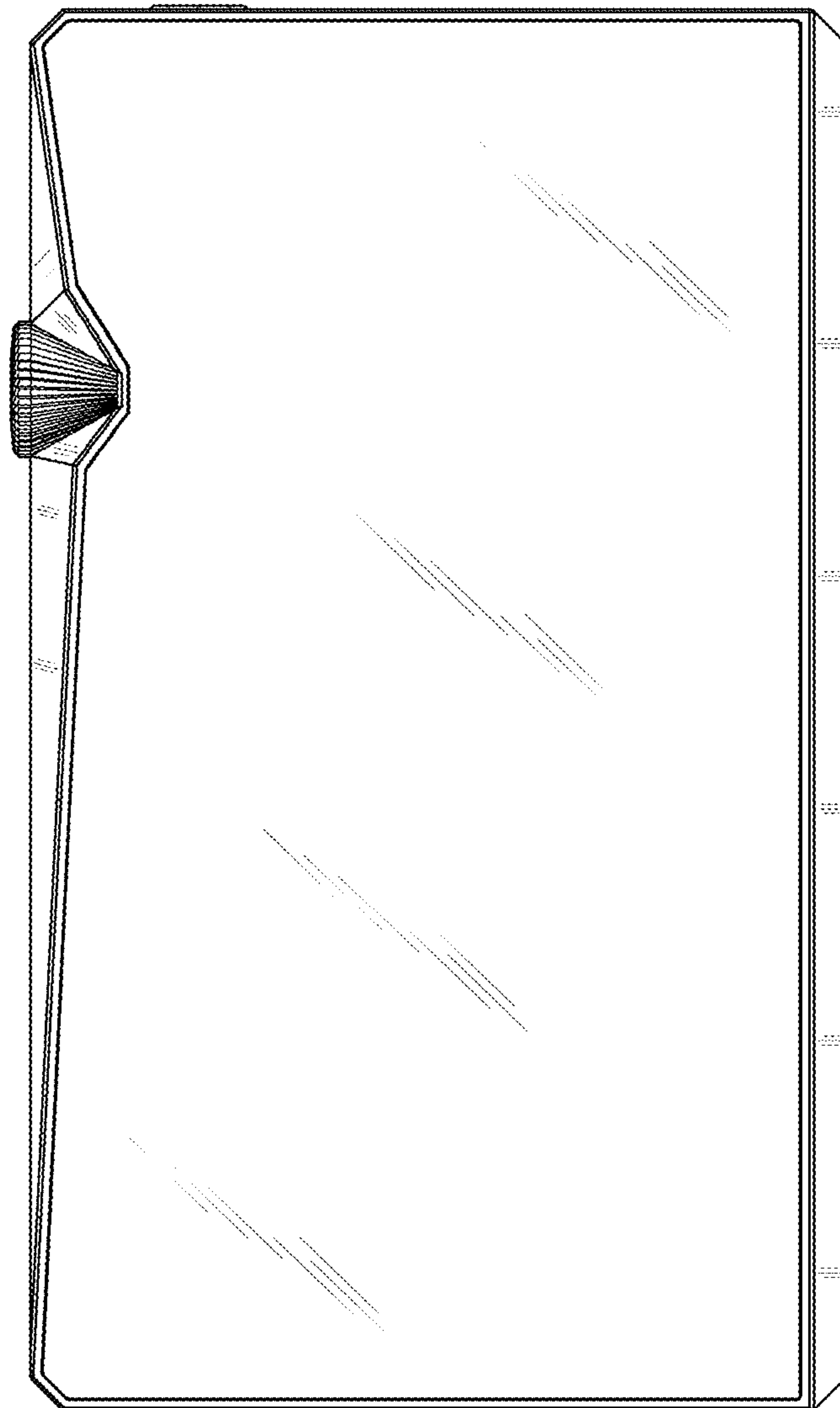


Fig. 6

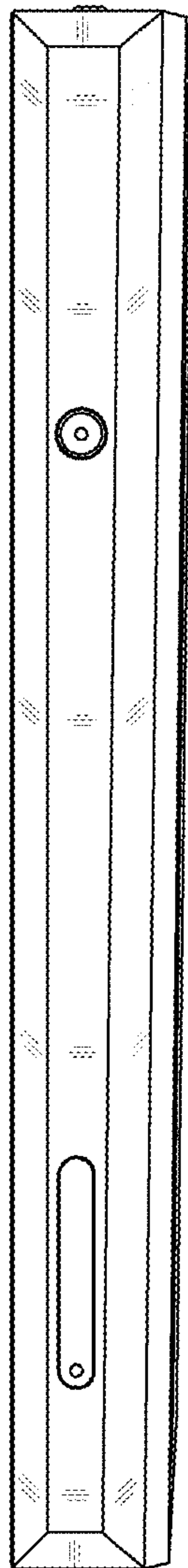


Fig. 7

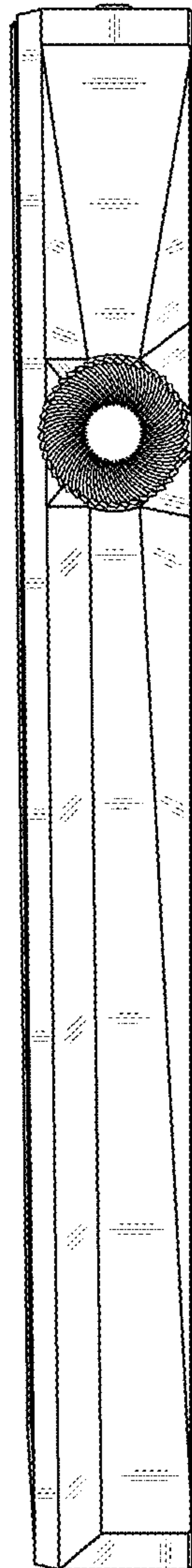


Fig. 8

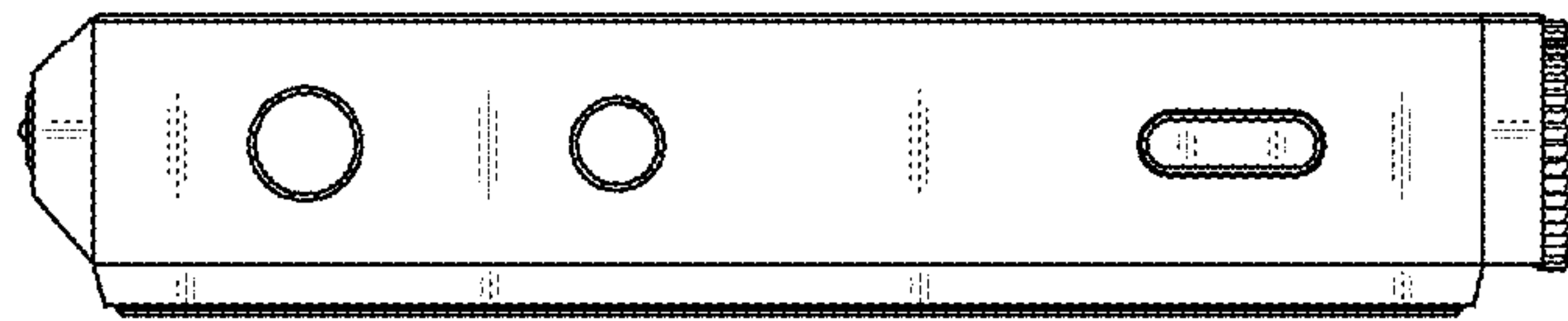


Fig. 9

