



US00D808339S

(12) **United States Design Patent**  
**Page et al.**

(10) **Patent No.:** **US D808,339 S**  
(45) **Date of Patent:** **\*\* Jan. 23, 2018**

(54) **DESKTOP RECEPTACLE FACEPLATE**

(71) Applicant: **Group Dekko, Inc.**, Garrett, IN (US)

(72) Inventors: **Richard J. Page**, Lake Villa, IL (US);  
**Brian Rupert**, Kendallville, IN (US)

(73) Assignee: **Group Dekko, Inc.**, Garrett, IN (US)

(\*\*) Term: **15 Years**

(21) Appl. No.: **29/547,803**

(22) Filed: **Dec. 8, 2015**

**Related U.S. Application Data**

(63) Continuation-in-part of application No. 29/497,325,  
filed on Jul. 23, 2014, now Pat. No. Des. 755,128.

(51) **LOC (11) Cl.** ..... **13-03**

(52) **U.S. Cl.**  
USPC ..... **D13/139.4**

(58) **Field of Classification Search**  
USPC ... D13/139.1-139.4, 152, 199, 137.1-137.3;  
D8/356; 439/137, 535; 174/50; 361/111  
CPC .. H01R 12/77; H01R 25/006; H01R 13/6666;  
H02H 9/042  
See application file for complete search history.

(56) **References Cited**

**U.S. PATENT DOCUMENTS**

- 4,463,998 A \* 8/1984 Reavis ..... H01R 12/77  
439/137
- D361,315 S 8/1995 Wedell et al.
- 5,566,053 A \* 10/1996 Chou ..... H01R 25/006  
174/50
- 5,748,424 A \* 5/1998 Hung ..... H02H 9/042  
361/111
- D401,555 S 11/1998 Tam
- 5,984,728 A \* 11/1999 Chen ..... H01R 13/6666  
439/535

- D466,085 S \* 11/2002 Heggem ..... D13/152
- D469,063 S 1/2003 Nieto et al.
- D514,067 S 1/2006 Lee
- D570,802 S \* 6/2008 Beilstein ..... D13/199
- D573,951 S \* 7/2008 Schwartz ..... D13/139.1
- D581,874 S 12/2008 Zhou
- D592,937 S \* 5/2009 Schwartz ..... D8/356
- 7,663,866 B2 2/2010 Lee et al.
- D626,071 S 10/2010 Su et al.
- D636,728 S \* 4/2011 Terleski ..... D13/139.4
- D674,349 S 1/2013 Lee et al.
- D679,256 S 4/2013 Ericksen et al.
- D680,953 S \* 4/2013 Kuo ..... D13/137.2
- D695,693 S 12/2013 Lee et al.
- D700,579 S \* 3/2014 Mobbs ..... D13/137.1

(Continued)

*Primary Examiner* — Rhea Shields

(74) *Attorney, Agent, or Firm* — Taylor IP, P.C.

(57) **CLAIM**

The ornamental design for a desktop receptacle faceplate, as shown and described.

**DESCRIPTION**

FIG. 1 is a front perspective view of a desktop receptacle faceplate showing our new design with an accompanying surround;

FIG. 2 is a top view thereof, additionally the bottom view is omitted because this view is identical to FIG. 2;

FIG. 3 is a front view thereof;

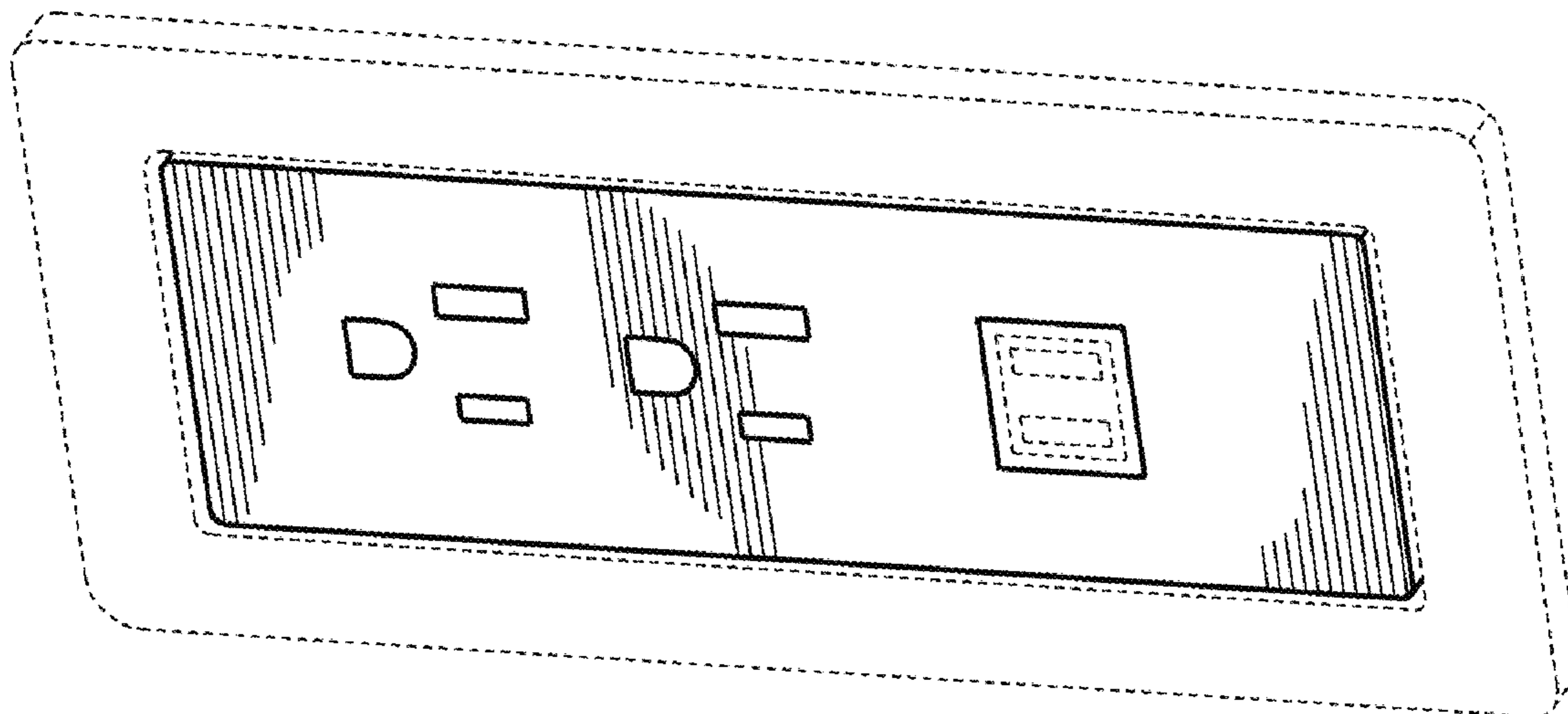
FIG. 4 is a side view thereof, additionally the opposite side view is omitted because this view is a mirror image of FIG. 4;

FIG. 5 is a rear view thereof; and,

FIG. 6 is a front perspective view of the desktop receptacle faceplate separate from the accompanying surround shown in FIGS. 1-5.

In the drawings, the broken lines are for the purpose of illustrating environment only and form no part of the claimed design.

**1 Claim, 2 Drawing Sheets**



(56)

**References Cited**

U.S. PATENT DOCUMENTS

D703,139	S	4/2014	Dodal et al.	
D712,838	S	9/2014	Beldock et al.	
D715,225	S *	10/2014	Mininger .....	D13/139.4
D721,043	S	1/2015	Tonnesen	
D721,653	S	1/2015	Lee et al.	
D733,054	S *	6/2015	Ward .....	D13/137.3
D740,228	S *	10/2015	Page .....	D13/139.4
D740,229	S *	10/2015	Page .....	D13/139.4
D744,951	S *	12/2015	Oosterman .....	D13/139.1
D755,128	S *	5/2016	Page .....	D13/139.4
D755,129	S *	5/2016	Page .....	D13/139.4
D775,080	S *	12/2016	Newhouse .....	D13/139.4
2009/0294147	A1	12/2009	Stockton	

\* cited by examiner

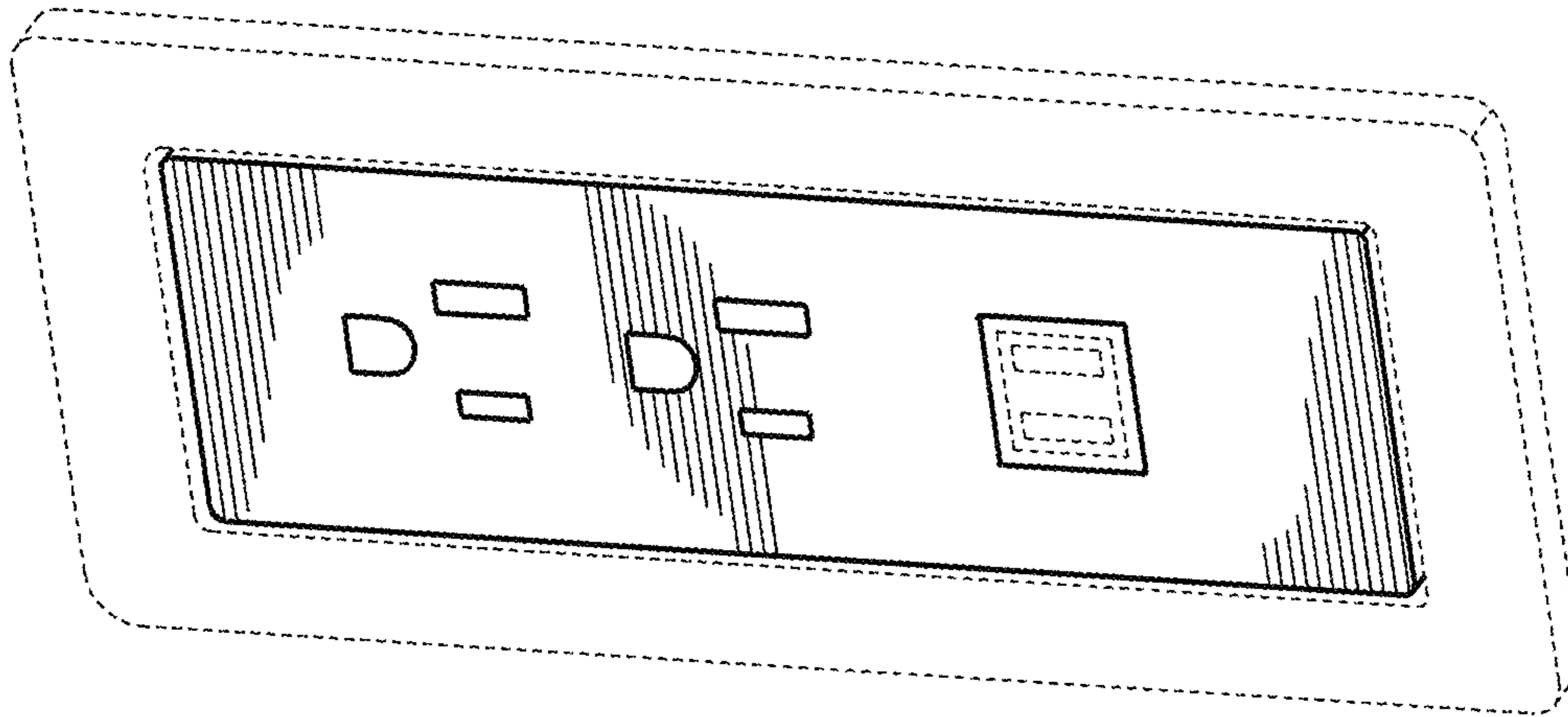


Fig. 1




Fig. 2

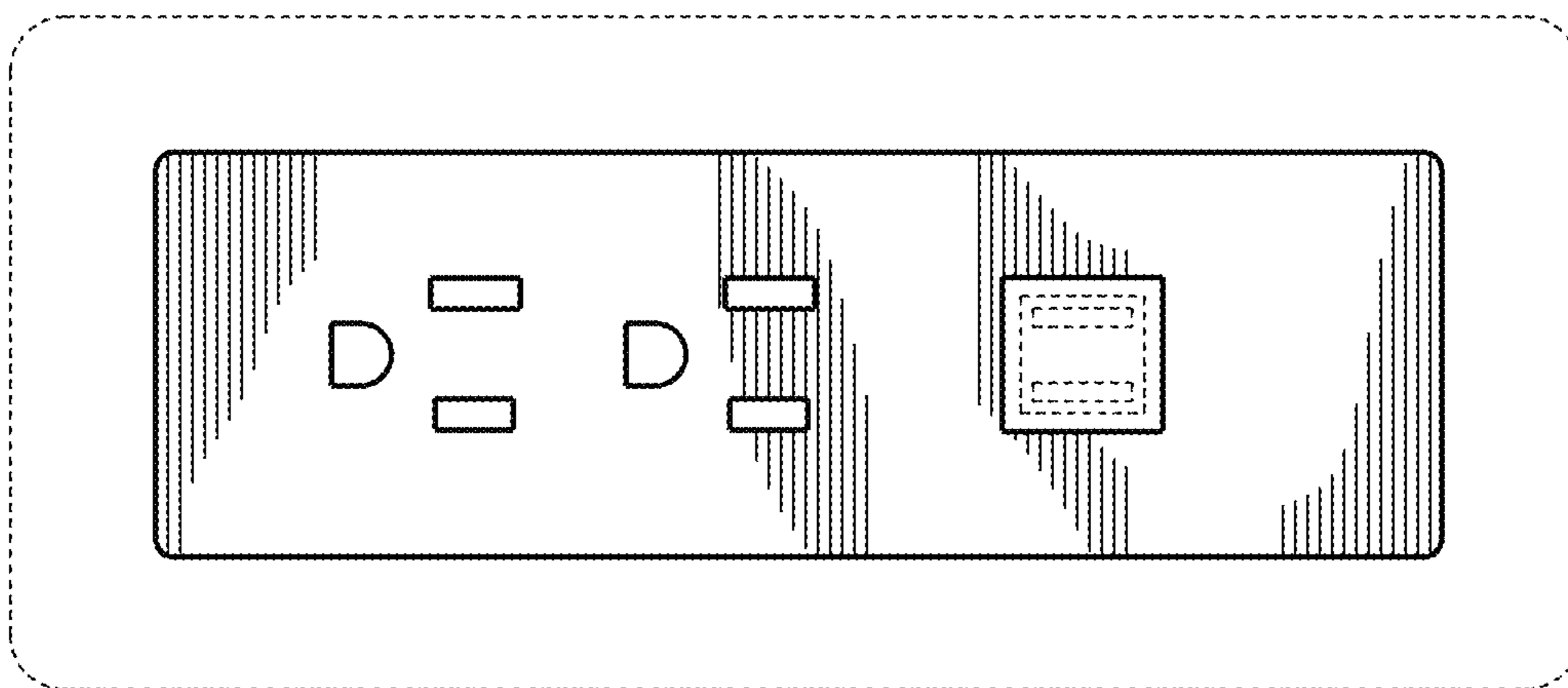


Fig. 3




Fig. 4

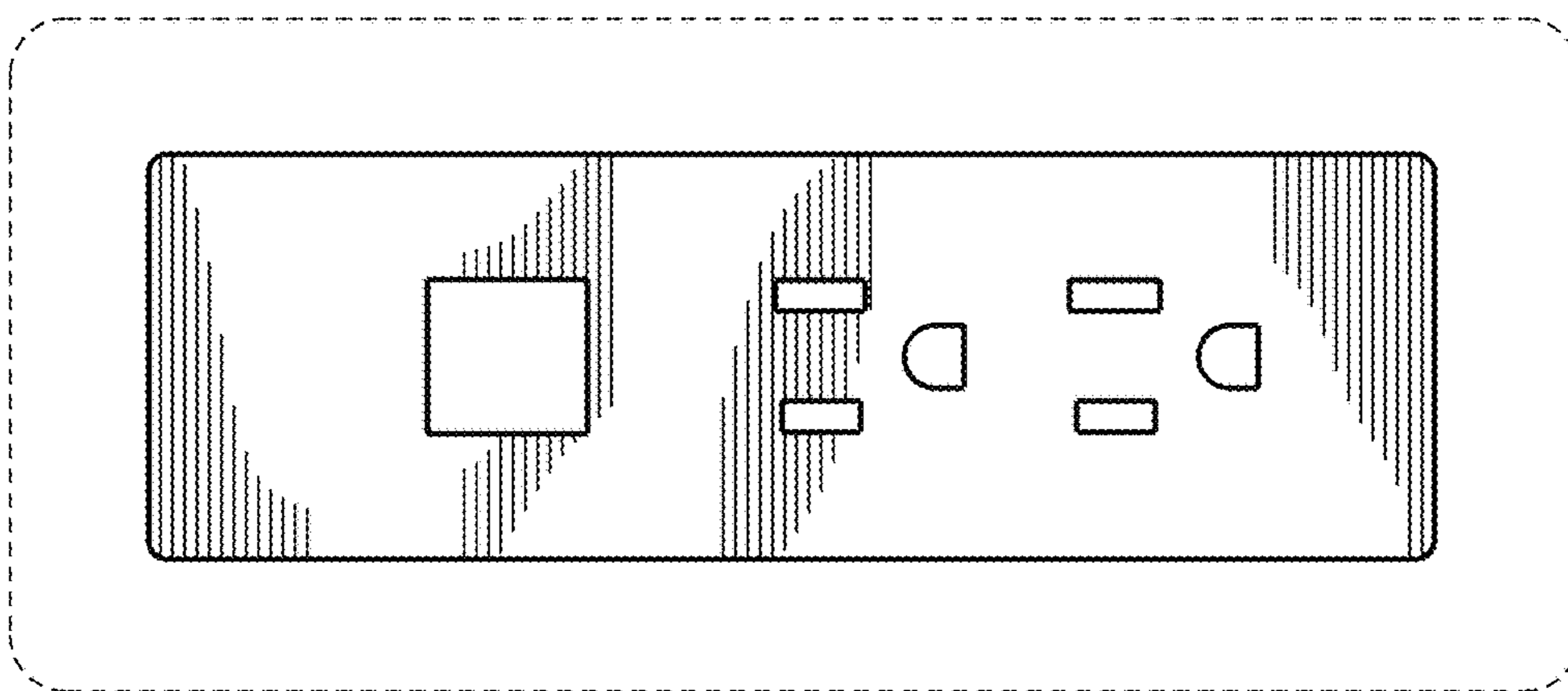


Fig. 5

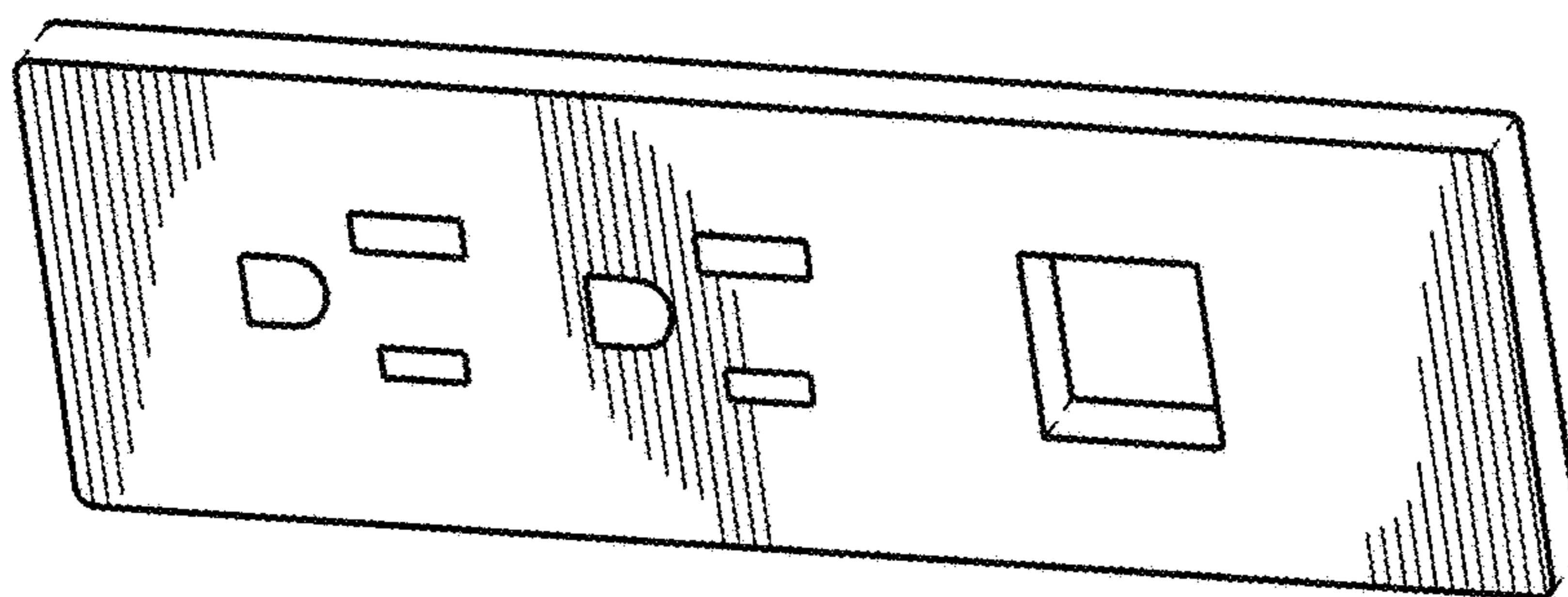


Fig. 6