



US00D808327S

(12) **United States Design Patent**
Chung

(10) **Patent No.:** **US D808,327 S**
(45) **Date of Patent:** **** Jan. 23, 2018**

- (54) **AUTOMOTIVE WHEEL**
- (71) Applicant: **Suny Chung**, Anaheim, CA (US)
- (72) Inventor: **Suny Chung**, Anaheim, CA (US)
- (**) Term: **15 Years**
- (21) Appl. No.: **29/580,023**
- (22) Filed: **Oct. 5, 2016**
- (51) **LOC (11) Cl.** **12-16**
- (52) **U.S. Cl.**
USPC **D12/211**
- (58) **Field of Classification Search**
USPC D12/204–213
CPC B60B 7/00; B60B 7/02; B60B 7/04; B60B 7/01; B60B 7/06; B60B 3/02; B60B 3/04; B60B 3/06; B60B 3/10; B60B 1/00; B60B 1/08; B60B 1/10; B60B 1/12
See application file for complete search history.

D708,110 S *	7/2014	Borkert	D12/211
D754,581 S *	4/2016	Gallert	D12/209
D763,164 S *	8/2016	Chung	D12/211
D782,386 S *	3/2017	Zhao	D12/211

* cited by examiner

Primary Examiner — George D Kirschbaum

(57) **CLAIM**

The ornamental design for an automotive wheel, as shown and described.

DESCRIPTION

FIG. 1 is a perspective view of an automotive wheel, showing my new design;
 FIG. 2 is another perspective view thereof;
 FIG. 3 is a front view thereof;
 FIG. 4 is a perspective view of a second embodiment of an automotive wheel, showing my new design;
 FIG. 5 is another perspective view of FIG. 4;
 FIG. 6 is a front view of FIG. 4;
 FIG. 7 is a perspective view of a third embodiment of an automotive wheel, showing my new design;
 FIG. 8 is another perspective view of FIG. 7;
 FIG. 9 is a front view of FIG. 7;
 FIG. 10 is a perspective view of a fourth embodiment of an automotive wheel, showing my new design;
 FIG. 11 is another perspective view of FIG. 10;
 FIG. 12 is a front view of FIG. 10; and,
 FIG. 13 is a side view of the automotive wheel in FIGS. 1-12.

1 Claim, 13 Drawing Sheets

(56) **References Cited**

U.S. PATENT DOCUMENTS

D386,740 S *	11/1997	Cullen	D12/209
D414,155 S *	9/1999	Doyle	D12/211
D419,944 S *	2/2000	Chen	D12/209
D606,922 S *	12/2009	Thorsten	D12/211
D670,226 S *	11/2012	Muller	D12/211
D686,134 S *	7/2013	Amezket	D12/211





FIGURE 1



FIGURE 2




FIGURE 3



FIGURE 4



FIGURE 5




FIGURE 6



FIGURE 7



FIGURE 8



FIGURE 9



FIGURE 10



FIGURE 11




FIGURE 12



FIGURE 13