



US00D808323S

(12) **United States Design Patent**  
**Buck**

(10) **Patent No.:** **US D808,323 S**

(45) **Date of Patent:** **\*\* Jan. 23, 2018**

(54) **WHEEL**

(71) Applicant: **Jaguar Land Rover Limited**, Whitley,  
Coventry (GB)

(72) Inventor: **Joe Buck**, Coventry (GB)

(73) Assignee: **Jaguar Land Rover Limited**, Whitley,  
Coventry (GB)

(\*\*) Term: **15 Years**

(21) Appl. No.: **29/567,921**

(22) Filed: **Jun. 14, 2016**

(30) **Foreign Application Priority Data**

Jan. 14, 2016 (EM) ..... 002945345-0006

(51) **LOC (11) Cl.** ..... **12-16**

(52) **U.S. Cl.**  
USPC ..... **D12/209**

(58) **Field of Classification Search**

USPC ..... D12/204–213

CPC .... B60B 7/00; B60B 7/02; B60B 7/04; B60B  
7/01; B60B 7/06; B60B 3/02; B60B 3/04;

B60B 3/06; B60B 3/10; B60B 1/00;

B60B 1/08; B60B 1/10; B60B 1/12

See application file for complete search history.

(56) **References Cited**

**U.S. PATENT DOCUMENTS**

D522,433 S \* 6/2006 Szavits ..... D12/209

D587,181 S \* 2/2009 Musser ..... D12/209

D597,919 S *	8/2009	Atwell .....	D12/211
D626,052 S *	10/2010	Majdandzic .....	D12/209
D649,102 S *	11/2011	Gallert .....	D12/211
D675,143 S *	1/2013	Gebert .....	D12/209
D689,421 S *	9/2013	Wachter .....	D12/211
D697,004 S *	1/2014	Pollmann .....	D12/209
D739,326 S *	9/2015	Juergens .....	D12/209
D741,240 S *	10/2015	Melabiotis .....	D12/209
D743,315 S *	11/2015	Perini .....	D12/209
D748,030 S *	1/2016	Heizmann .....	D12/209
D754,052 S *	4/2016	Juergens .....	D12/211
D764,367 S *	8/2016	Gallert .....	D12/209
D766,153 S *	9/2016	Wheel .....	D12/209

\* cited by examiner

*Primary Examiner* — Stacia Cadmus

(74) *Attorney, Agent, or Firm* — Wood Herron & Evans  
LLP

(57) **CLAIM**

The ornamental design for a wheel, as shown and described.

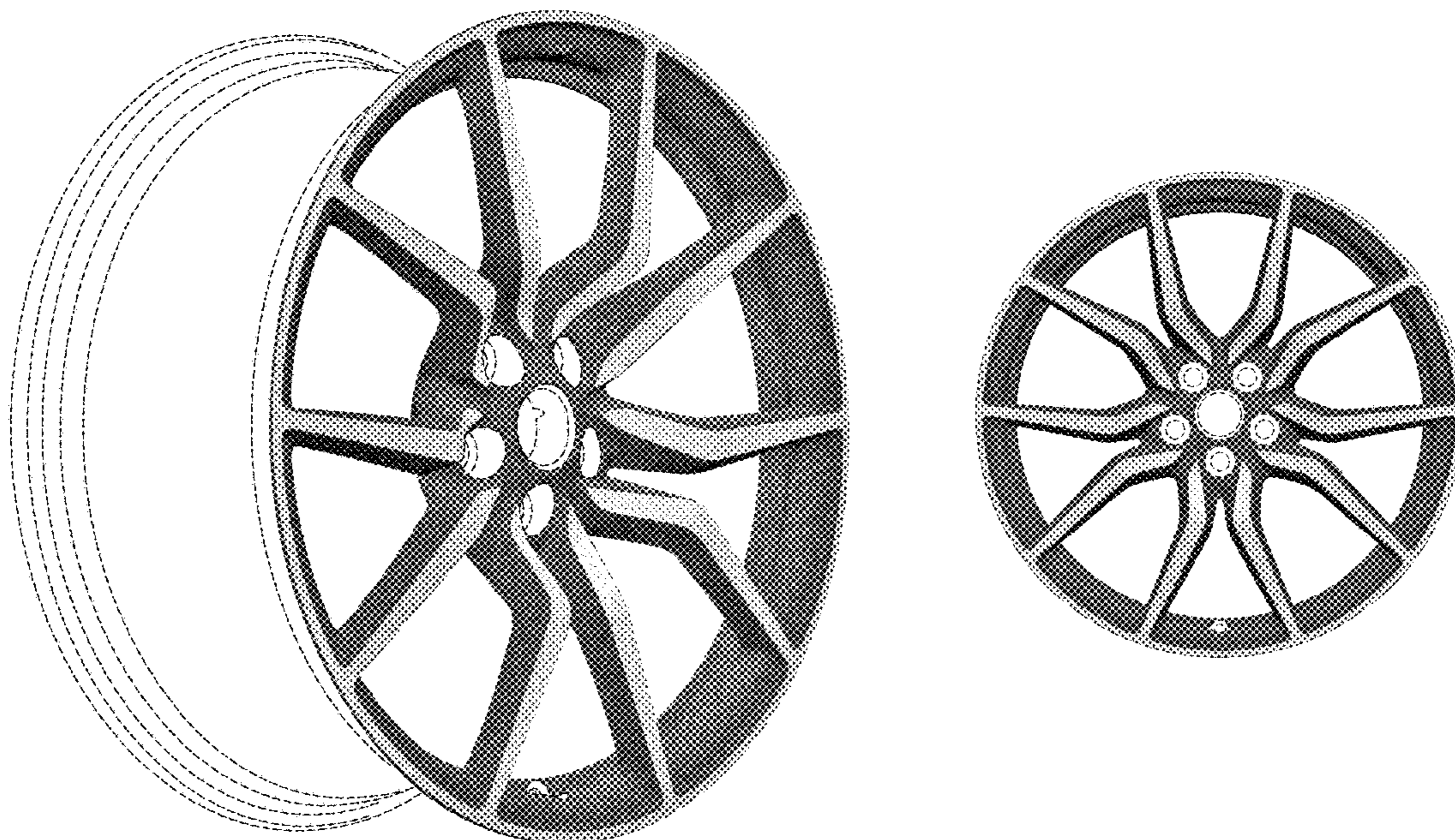
**DESCRIPTION**

FIG. 1 is a front left perspective view of a wheel according to the present invention.

FIG. 2 is a front view of the wheel shown in FIG. 1; and, FIG. 3 is a left side view thereof, the right side being a mirror image thereof.

The broken line showing of the rear of the rim, the valve stem hole, the bolt holes and the center hole in the central hub area is included for the purpose of illustrating environment and forms no part of the claimed design.

**1 Claim, 2 Drawing Sheets**






FIG. 1




FIG. 2




FIG. 3

UNITED STATES PATENT AND TRADEMARK OFFICE  
**CERTIFICATE OF CORRECTION**

PATENT NO. : D808,323 S  
APPLICATION NO. : 29/567921  
DATED : January 23, 2018  
INVENTOR(S) : Joe Buck

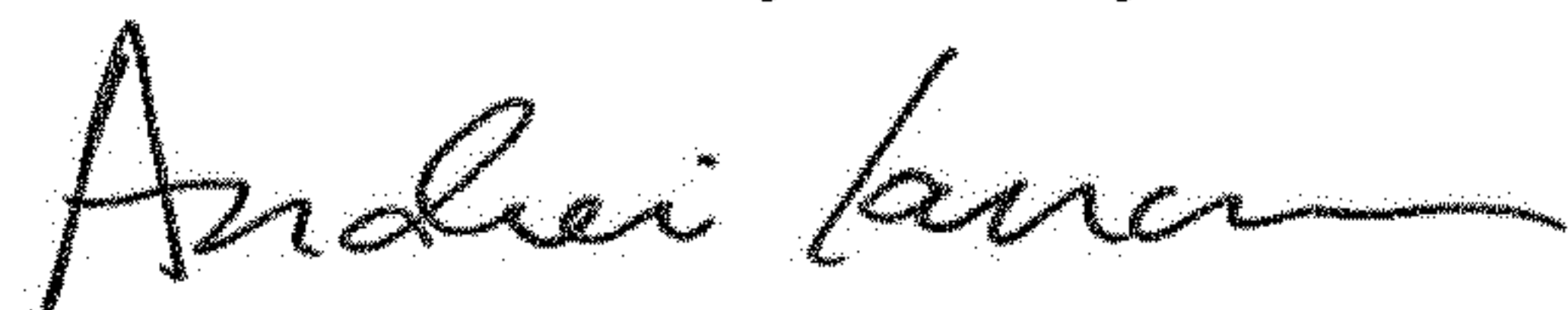
Page 1 of 1

It is certified that error appears in the above-identified patent and that said Letters Patent is hereby corrected as shown below:

On the Title Page

Below item (73), please add "--(\*) Notice This patent is subject to a terminal disclaimer.--"

Signed and Sealed this  
Sixteenth Day of July, 2019



Andrei Iancu  
*Director of the United States Patent and Trademark Office*