



US00D808321S

(12) **United States Design Patent**  
**Kim**

(10) **Patent No.:** **US D808,321 S**  
(45) **Date of Patent:** **\*\* Jan. 23, 2018**

(54) **TAILGATE PANEL OF CAR**  
(71) Applicant: **GM GLOBAL TECHNOLOGY OPERATIONS LLC**, Detroit, MI (US)  
(72) Inventor: **Jihyun Kim**, Seoul (KR)  
(73) Assignee: **GM GLOBAL TECHNOLOGY OPERATIONS LLC**, Detroit, MI (US)  
(\*\*) Term: **15 Years**

D726,615 S \* 4/2015 Wolff ..... D12/196  
D761,177 S \* 7/2016 Behmer ..... D12/196  
D764,993 S \* 8/2016 Messale ..... D12/196  
D764,995 S \* 8/2016 Bucher ..... D12/196  
D766,795 S \* 9/2016 Kim ..... D12/196  
D774,417 S \* 12/2016 Watkins ..... D12/91  
D776,009 S \* 1/2017 Murakami ..... D12/91  
D779,378 S \* 2/2017 Kim ..... D12/91  
D780,067 S \* 2/2017 Zipfel ..... D12/91  
D781,195 S \* 3/2017 Yu ..... D12/196  
D783,482 S \* 4/2017 Smith ..... D12/196  
D784,857 S \* 4/2017 Ishii ..... D12/91  
2012/0306231 A1 \* 12/2012 Ginestet ..... B60J 5/107  
296/76

(21) Appl. No.: **29/572,466**

(22) Filed: **Jul. 28, 2016**

(30) **Foreign Application Priority Data**

Feb. 4, 2016 (KR) ..... 30-2016-0005696

(51) **LOC (11) Cl.** ..... **12-16**

(52) **U.S. Cl.**  
USPC ..... **D12/196**

(58) **Field of Classification Search**  
USPC ..... D12/86, 88, 90, 91, 92, 181, 184, 196,  
D12/400; D21/424, 433, 434; 296/181.1,  
296/181.2, 181.5

CPC ..... B62D 24/00; B62D 24/02; B62D 25/00;  
B62D 25/02; B62D 25/03; B62D 33/027;  
B62D 33/033; B62D 33/037; B62D  
25/003; B62D 25/18; B62D 25/08

See application file for complete search history.

(56) **References Cited**

**U.S. PATENT DOCUMENTS**

D678,821 S \* 3/2013 Ikeda ..... D12/91  
D706,692 S \* 6/2014 Wheel ..... D12/196

\* cited by examiner

*Primary Examiner* — Derrick Holland

*Assistant Examiner* — Yolanda Robinson

(74) *Attorney, Agent, or Firm* — Browdy and Neimark,  
P.L.L.C.

(57) **CLAIM**

The ornamental design for a tailgate panel of car, as shown and described.

**DESCRIPTION**

FIG. 1 is a perspective view of new design for a tailgate panel of car as shown in the drawings;  
FIG. 2 is a front elevation view of the tailgate panel of car;  
FIG. 3 is a rear elevation view of the tailgate panel of car;  
FIG. 4 is a left side view of the tailgate panel of car;  
FIG. 5 is a right side view of the tailgate panel of car;  
FIG. 6 is a top plan view of the tailgate panel of car; and,  
FIG. 7 is a bottom plan view of the tailgate panel of car.

**1 Claim, 7 Drawing Sheets**



FIG. 1



FIG. 2



FIG. 3




FIG. 4

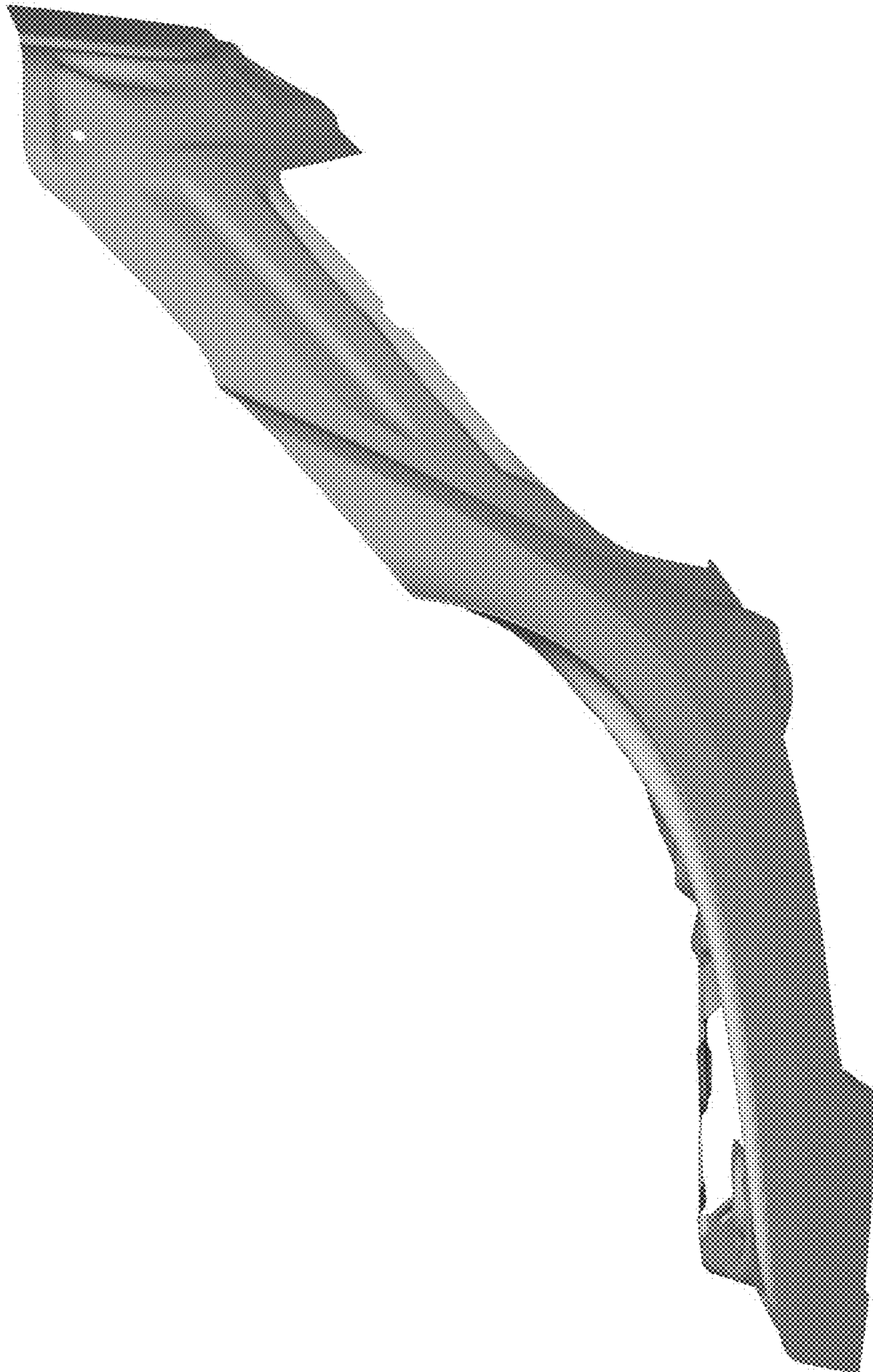


FIG. 5




FIG. 6




FIG. 7

