



US00D808294S

(12) **United States Design Patent**
Rana

(10) **Patent No.:** **US D808,294 S**
(45) **Date of Patent:** **** Jan. 23, 2018**

- (54) **ROUND CUT DIAMOND**
- (71) Applicant: **JEWELRY IP, LLC**, New York, NY (US)
- (72) Inventor: **Sanjay Rana**, Vasi-W/Nanikpur (IN)
- (73) Assignee: **JEWELRY IP, LLC**, New York, NY (US)
- (**) Term: **15 Years**
- (21) Appl. No.: **29/585,654**
- (22) Filed: **Nov. 28, 2016**
- (51) **LOC (11) Cl.** **11-01**
- (52) **U.S. Cl.**
USPC **D11/90**
- (58) **Field of Classification Search**
USPC D11/1-2, 26-29, 89-92; 63/26-28, 32
CPC A44C 17/00; A44C 17/01; A44C 17/005;
A44C 17/007; A44C 17/008
See application file for complete search history.

3,763,665 A *	10/1973	Polakiewicz	A44C 17/001 63/32
D286,388 S *	10/1986	Ishida	D11/90
D451,427 S *	12/2001	Tolkowsky	D11/90
D526,593 S *	8/2006	Zaicik	D11/90
D528,459 S *	9/2006	Zaicik	D11/90
D566,610 S *	4/2008	Sinclair	D11/90
D593,446 S *	6/2009	Hodara	D11/90
D595,179 S *	6/2009	Shah	D11/90
D623,551 S *	9/2010	Tolkowsky	D11/90
D664,885 S *	8/2012	Dhanani	D11/90
D675,125 S *	1/2013	Castrenze	D11/90

* cited by examiner

Primary Examiner — Ralf T Seifert
(74) *Attorney, Agent, or Firm* — Ferdinand IP, LLC

(57) **CLAIM**

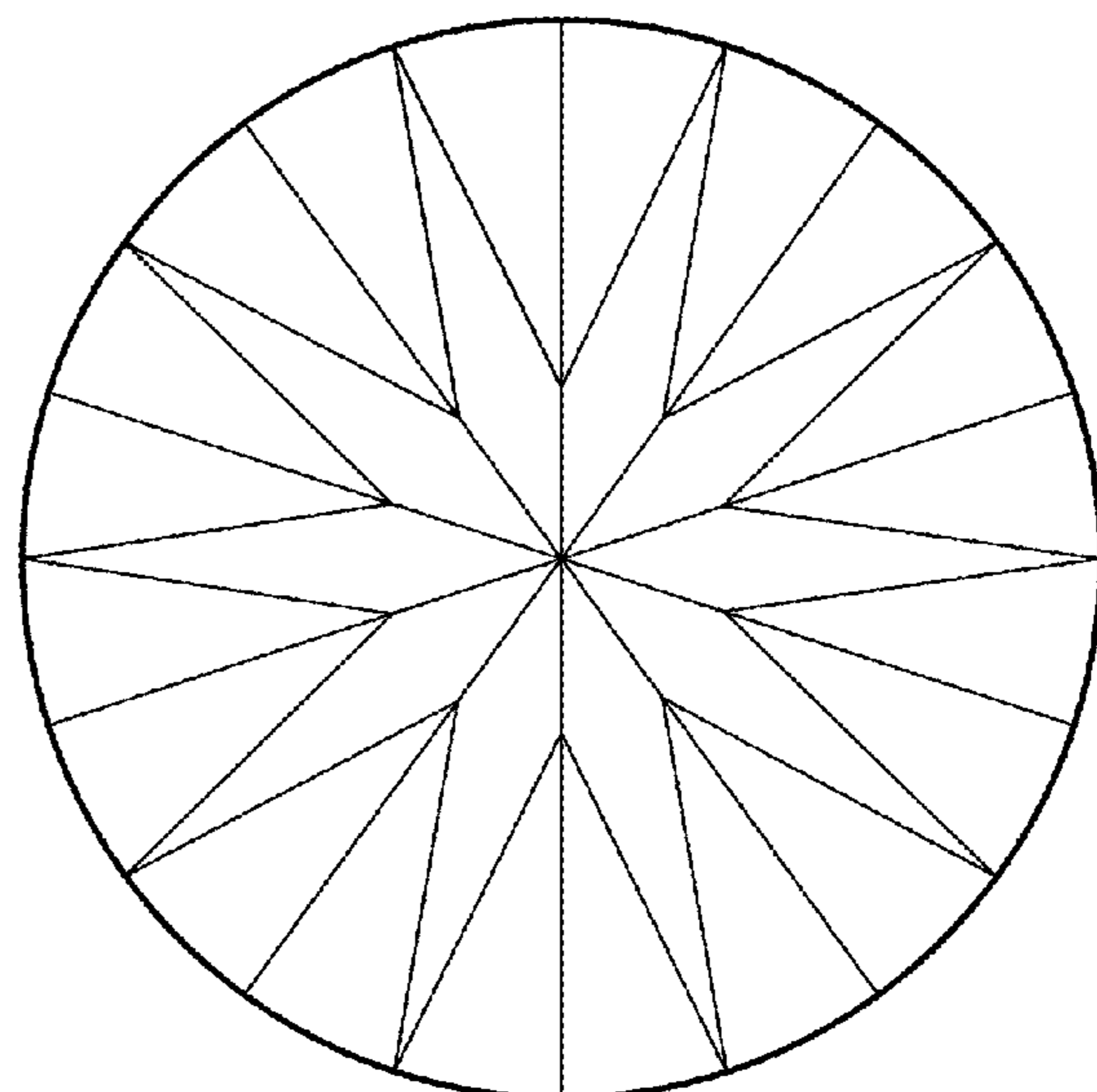
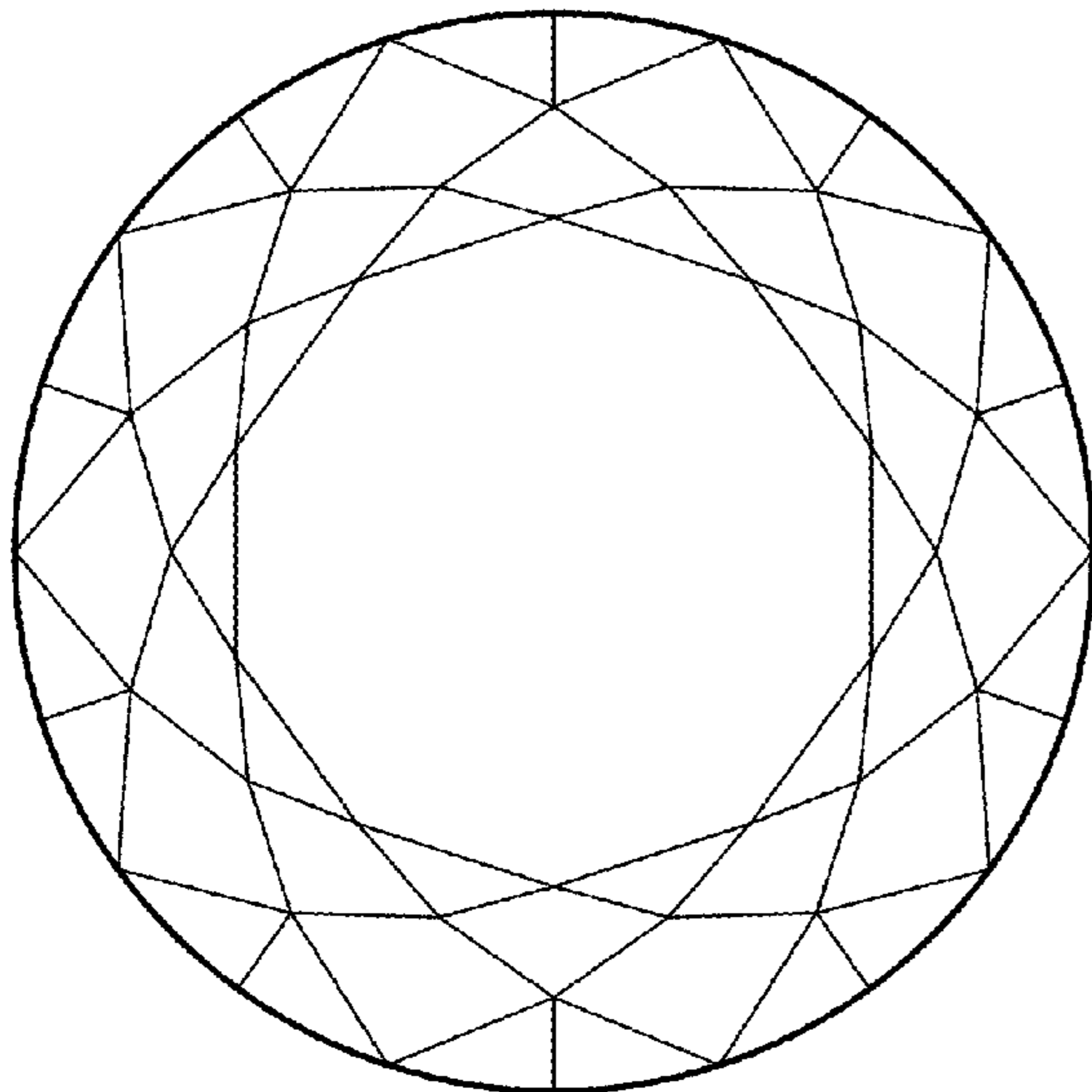
The ornamental design for a round cut diamond, as shown and described.

DESCRIPTION

FIG. 1 is a top plan view of a round cut diamond according to the new design;
FIG. 2 is a bottom view thereof; and,
FIG. 3 is a side elevation view thereof.

1 Claim, 2 Drawing Sheets

- (56) **References Cited**
U.S. PATENT DOCUMENTS
693,084 A * 2/1902 Townsend A44C 17/001
63/32
809,531 A * 1/1906 Schenck A44C 17/001
63/32



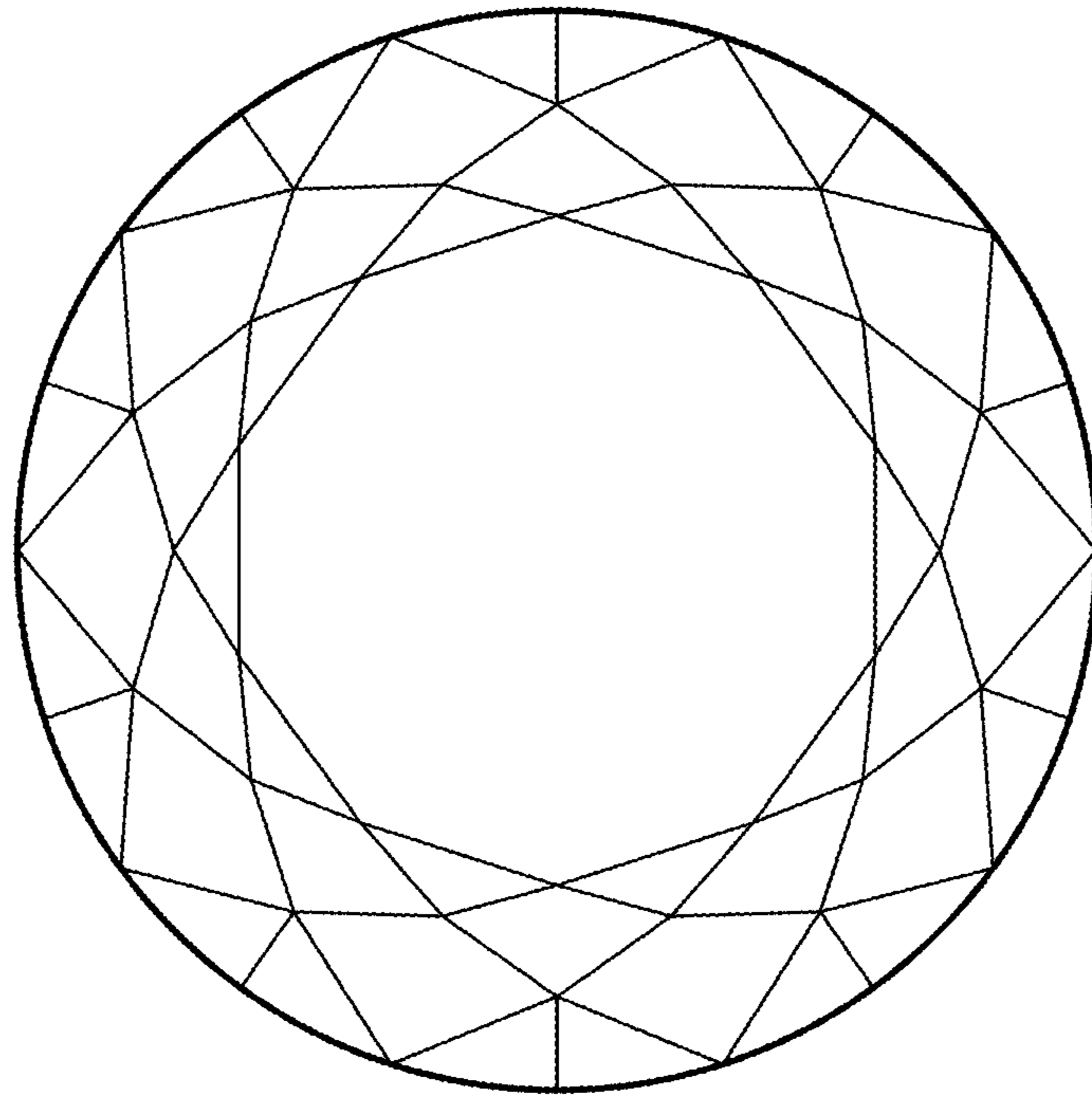


FIG. 1

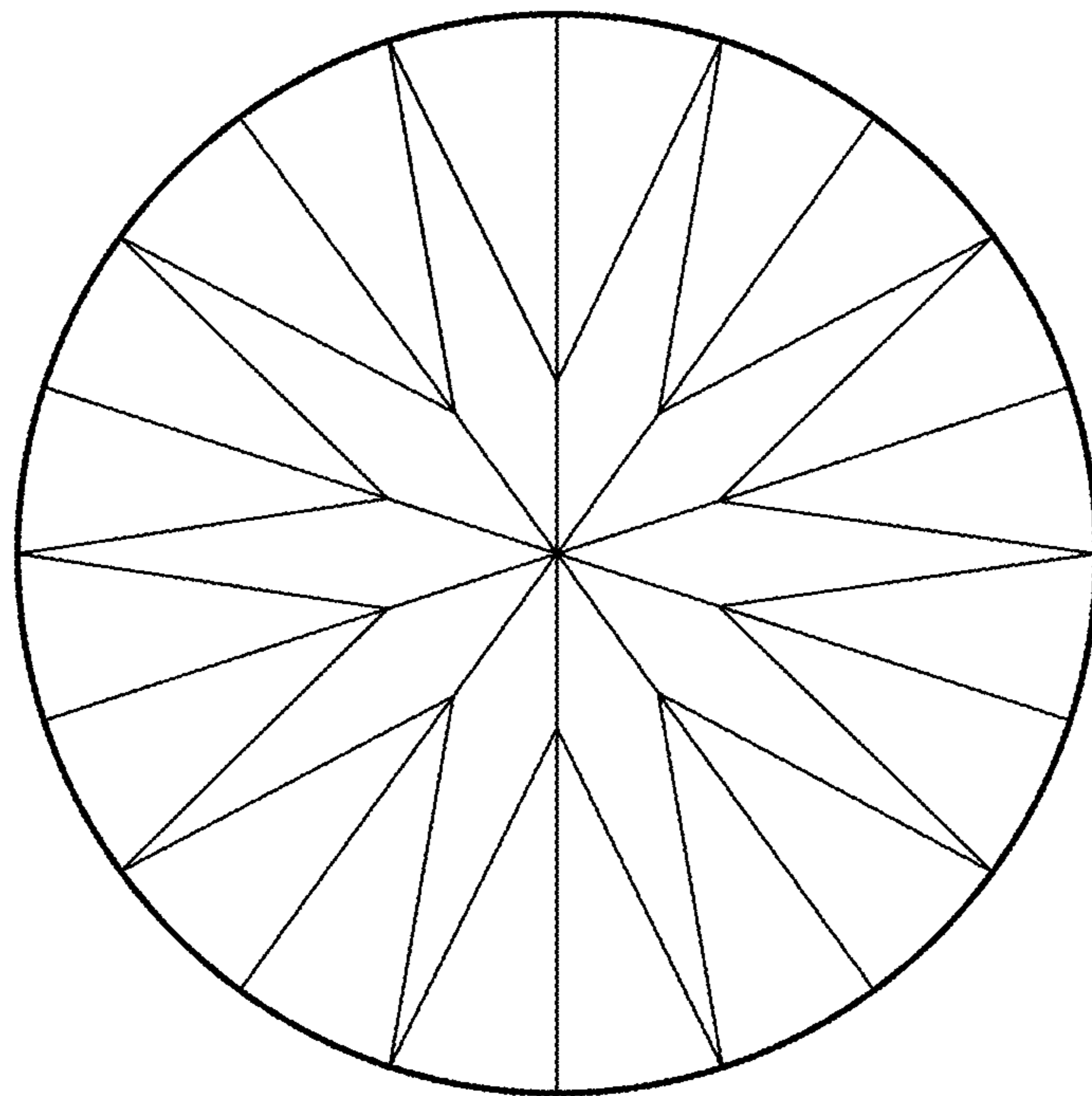


FIG. 2

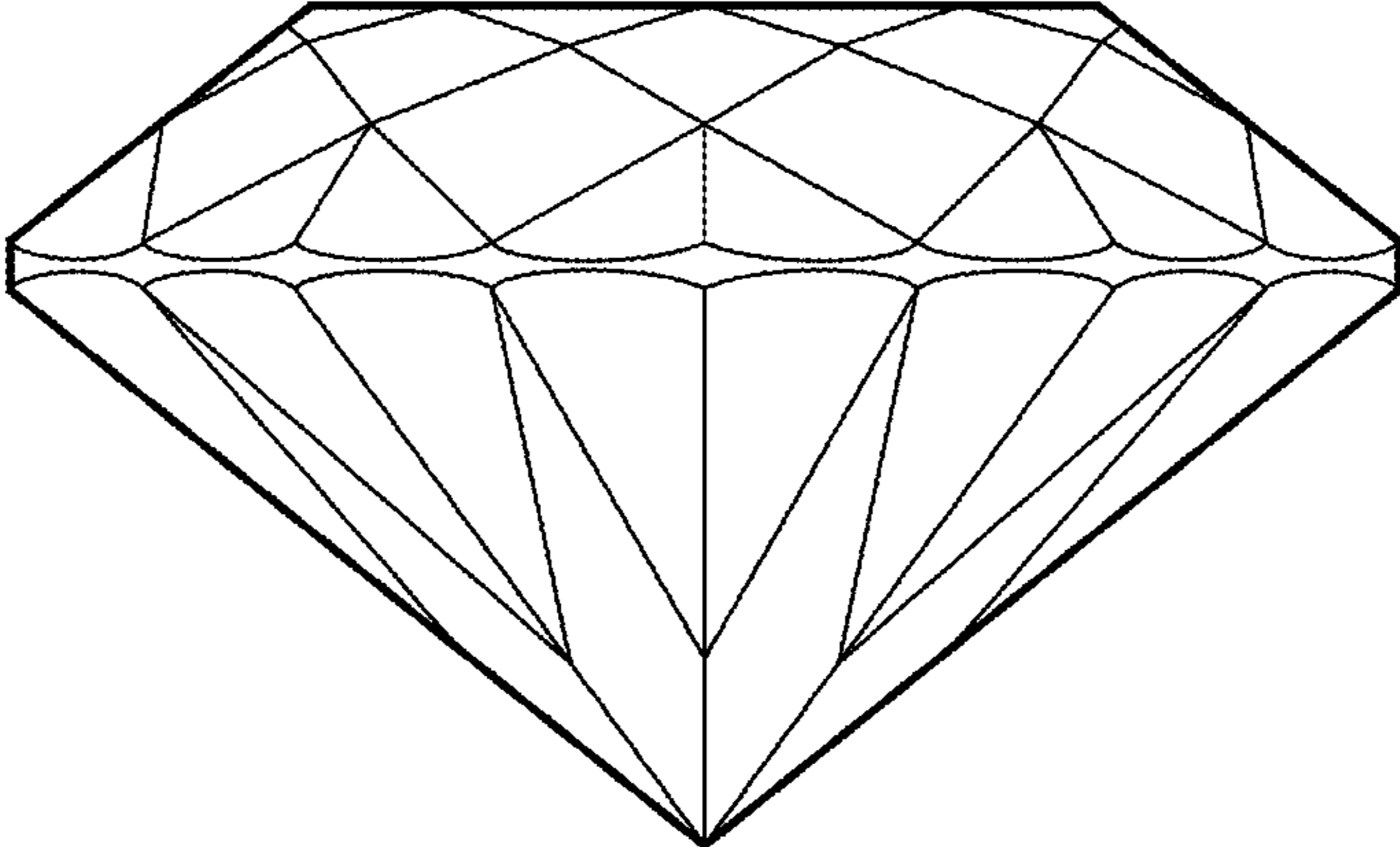


FIG. 3