



US00D808290S

(12) **United States Design Patent** (10) **Patent No.:** **US D808,290 S**
Hardy (45) **Date of Patent:** **** Jan. 23, 2018**

(54) **WATCH STRAP**

H05K 5/0278; Y10T 24/44043; Y10T
24/4406

(71) Applicant: **HERMES SELLIER (SOCIÉTÉ PAR
ACTIONS SIMPLIFIÉE)**, Paris (FR)

See application file for complete search history.

(72) Inventor: **Pierre Hardy**, Paris (FR)

(56) **References Cited**

(73) Assignee: **Hermes Sellier (Societe Par Actions
Simplifiee)**, Paris (FR)

U.S. PATENT DOCUMENTS

(**) Term: **15 Years**

(21) Appl. No.: **35/501,599**

D349,257 S *	8/1994	Polenberg	D11/3
D362,946 S *	10/1995	Polenberg	D11/3
D365,532 S *	12/1995	Crow	D11/3
D377,914 S *	2/1997	Riley	D11/3
D378,901 S *	4/1997	Riley	D11/3
D379,327 S *	5/1997	Navera	D11/3
D379,774 S *	6/1997	Riley	D11/3
D379,940 S *	6/1997	Riley	D11/3
D383,409 S *	9/1997	Riley	D11/3
D383,692 S *	9/1997	Woo	D11/3
D391,882 S *	3/1998	Roales	D11/3
D393,426 S *	4/1998	Okumura	D11/3
D393,602 S *	4/1998	Sang	D11/3
D443,221 S *	6/2001	Jacob	D11/3
D450,612 S *	11/2001	Rantala	D11/3
D450,613 S *	11/2001	Rantala	D11/3
D727,198 S *	4/2015	Akana	D11/3
D732,414 S *	6/2015	Cerrato	D11/3
D763,719 S *	8/2016	Nielsen	D11/3

(22) Filed: **Sep. 6, 2016**

(80) **Hague Agreement Data**

Int. Filing Date: **Sep. 6, 2016**

Int. Reg. No.: **DM/092393**

Int. Reg. Date: **Sep. 6, 2016**

Int. Reg. Pub. Date: **Sep. 23, 2016**

(Continued)

(51) **LOC (11) Cl.** **11-01**

Primary Examiner — Darlington Ly

(52) **U.S. Cl.**

(74) *Attorney, Agent, or Firm* — Foley & Lardner LLP

USPC **D11/3**

(57) **CLAIM**

(58) **Field of Classification Search**

The ornamental design for a watch strap, as shown and described.

USPC D10/30, 31, 32, 38, 39, 46, 61, 70, 74,
D10/80, 103, 124, 128, 131; D11/1-40,
D11/86-94; D24/167, 186

DESCRIPTION

CPC A44C 5/00; A44C 5/12; A44C 5/14; A44C
5/18; A44C 5/147; A44C 5/185; A44C
5/2047; A44C 5/2052; A44C 5/0007;
A44C 5/003; A44C 5/0015; A44C
5/0023; A44C 5/0053; A44C 5/0061;
A44C 5/0069; A44C 5/0076; A44B
11/24; A44B 11/006; G06F 1/163; G06F
50/24; G06K 19/07732; G09G 3/38;

1. Watch strap

1.1 is a top perspective view of a watch strap showing my new design;

1.2 is a front elevation view thereof;

1.3 is a rear elevation view thereof;


1.4 is a right side elevation view thereof;

1.5 is a left side elevation view thereof;

1.6 is a top plan view thereof;

1.7 is a bottom plan view thereof;

(Continued)



1.8 is a top perspective view thereof, wherein the ends of the bands are fastened together;

1.9 is a bottom perspective view thereof, wherein the ends of the band are fastened together as it would appear while in use.

1 Claim, 9 Drawing Sheets

(56)

References Cited

U.S. PATENT DOCUMENTS



D768,025	S	*	10/2016	Akana	D11/3
D789,822	S	*	6/2017	Akana	D11/3
D791,634	S	*	7/2017	Bang	D11/3
D795,121	S	*	8/2017	Akana	D11/3
2016/0324275	A1	*	11/2016	Buffa	A44C 5/0053
2017/0188669	A1	*	7/2017	Dukerschein	A44C 5/2071

* cited by examiner



1.1



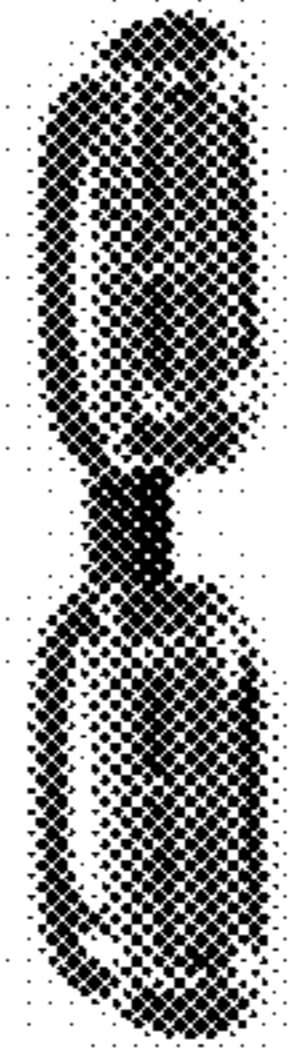
1.2



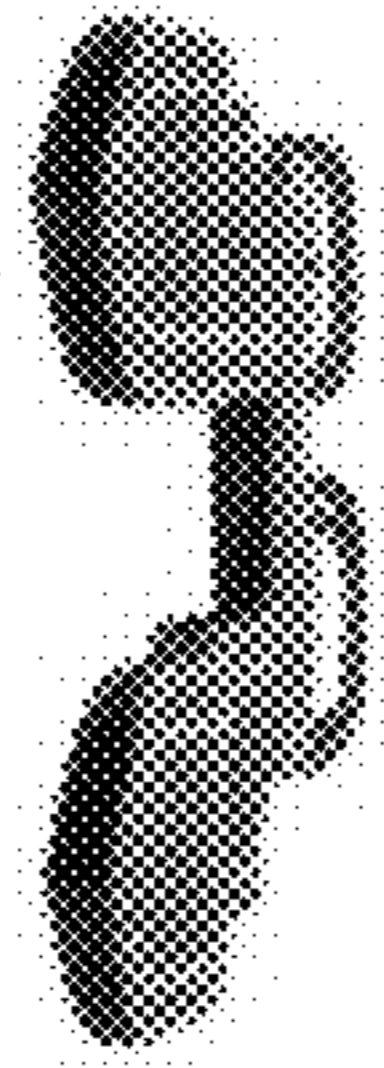
1.3



1.4



1.5



1.6



1.7



1.8



1.9

