



US00D808273S

(12) **United States Design Patent**  
**Yono et al.**

(10) **Patent No.:** **US D808,273 S**

(45) **Date of Patent:** **\*\* Jan. 23, 2018**

(54) **BOTTLE**

(71) Applicant: **BISSELL Homecare, Inc.**, Grand Rapids, MI (US)

(72) Inventors: **Motokimi Yono**, Chicago, IL (US); **Mike Luyckx**, Ada, MI (US); **Jonathan Stanley**, East Grand Rapids, MI (US)

(73) Assignee: **BISSELL Homecare, Inc.**, Grand Rapids, MI (US)

(\*\*) Term: **15 Years**

(21) Appl. No.: **29/564,367**

(22) Filed: **May 12, 2016**

(51) **LOC (11) Cl.** ..... **09-01**

(52) **U.S. Cl.**  
USPC ..... **D9/540**; D9/715; D4/114

(58) **Field of Classification Search**  
USPC ..... D9/519–521, 529–543, 549, 556, 558, D9/574; 215/206, 229, 381; 220/674, 220/710, 837; 222/182, 209, 252  
CPC ..... A47K 10/421; B65D 1/02; B65D 1/26; B65D 3/04; B65D 11/00; B65D 11/02; B65D 81/3837; B65D 85/72  
See application file for complete search history.

(56) **References Cited**

**U.S. PATENT DOCUMENTS**

864,676 A \* 8/1907 Nagely ..... B43K 5/1845  
15/209.1  
2,828,500 A \* 4/1958 Peacock ..... A46B 11/0055  
15/160

D264,181 S \* 5/1982 Booso ..... D4/116  
D374,990 S \* 10/1996 Torkelson ..... D4/114  
D376,048 S \* 12/1996 Gerhart ..... D4/114  
D383,001 S \* 9/1997 Bell ..... D4/116  
D447,954 S \* 9/2001 Cummings ..... D9/523  
D464,201 S \* 10/2002 Haas ..... D4/116  
D505,263 S \* 5/2005 Santiago ..... D4/100  
D511,896 S \* 11/2005 Wu ..... D4/114  
D596,947 S \* 7/2009 Mengeu ..... D9/543  
D663,627 S \* 7/2012 Castillo Higareda ..... D9/543

\* cited by examiner

*Primary Examiner* — Derrick Holland

*Assistant Examiner* — Janice Lim

(74) *Attorney, Agent, or Firm* — McGarry Bair PC

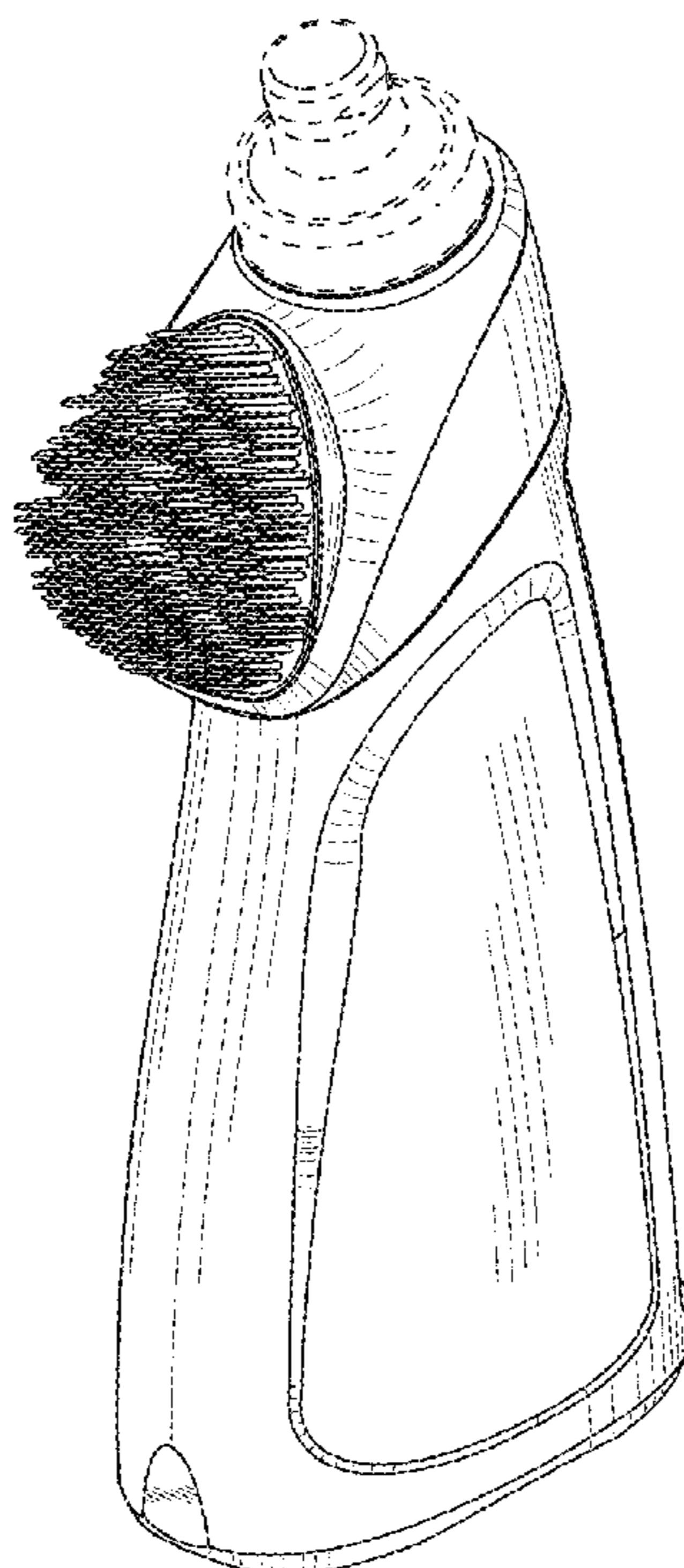
(57) **CLAIM**

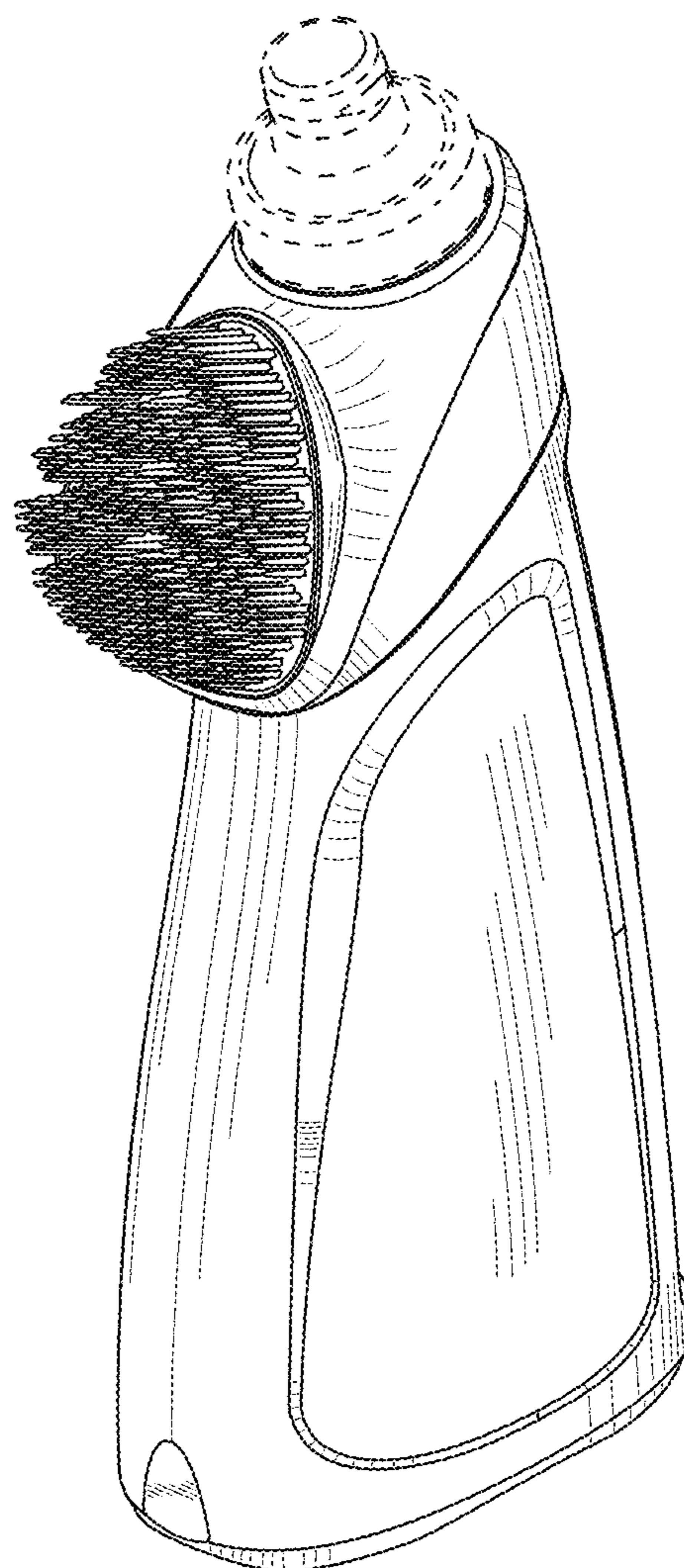
The ornamental design for a bottle, as shown and described.

**DESCRIPTION**

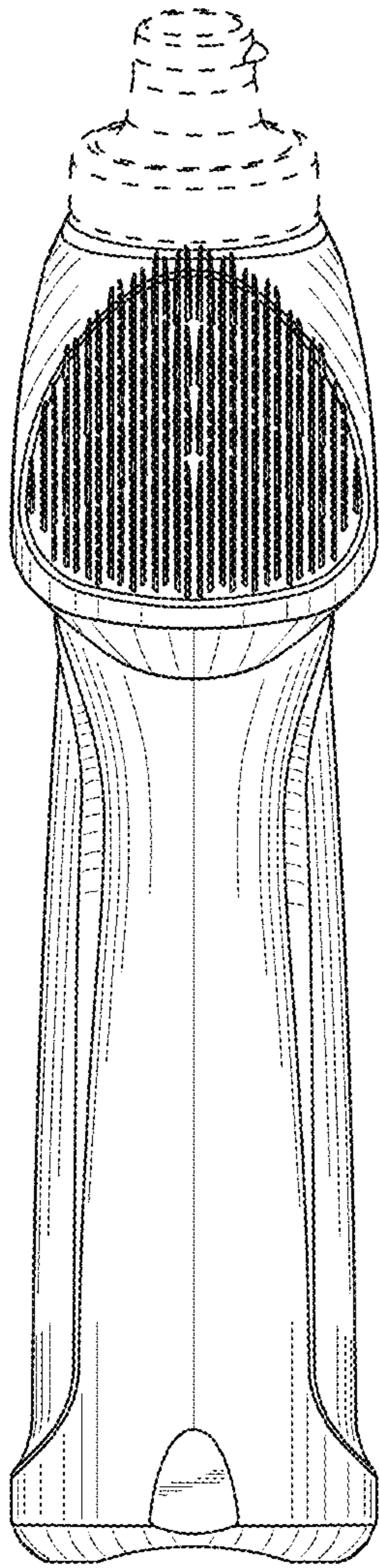
FIG. 1 is a perspective view of a bottle showing our new design;  
FIG. 2 is a front view thereof;  
FIG. 3 is a rear view thereof;  
FIG. 4 is a top view thereof;  
FIG. 5 is a bottom view thereof;  
FIG. 6 is a left side view thereof; and,  
FIG. 7 is a right side view thereof.  
The broken lines in the figures illustrate the portions of the design that form no part of the claimed design.

**1 Claim, 4 Drawing Sheets**

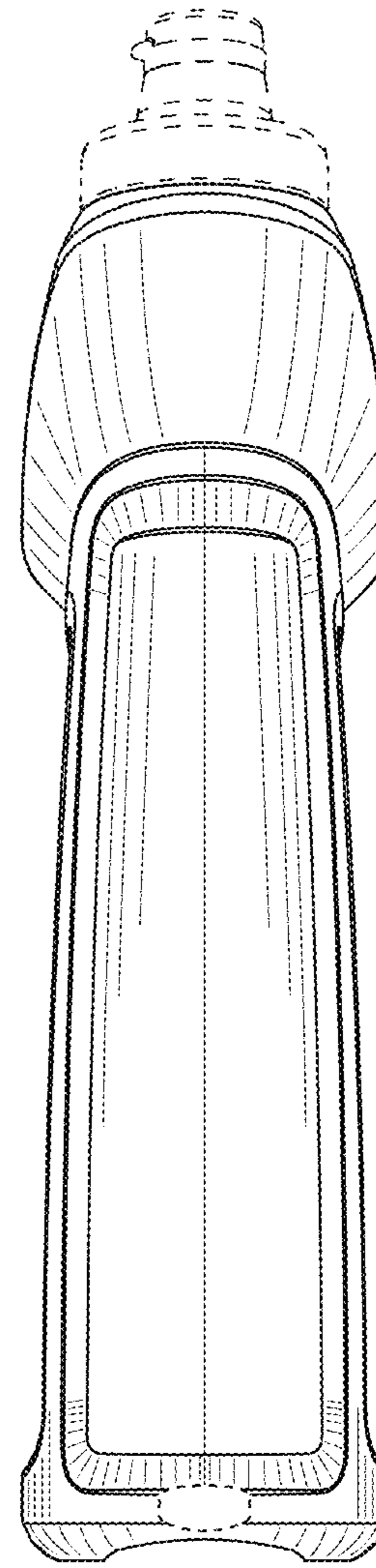




**FIG. 1**

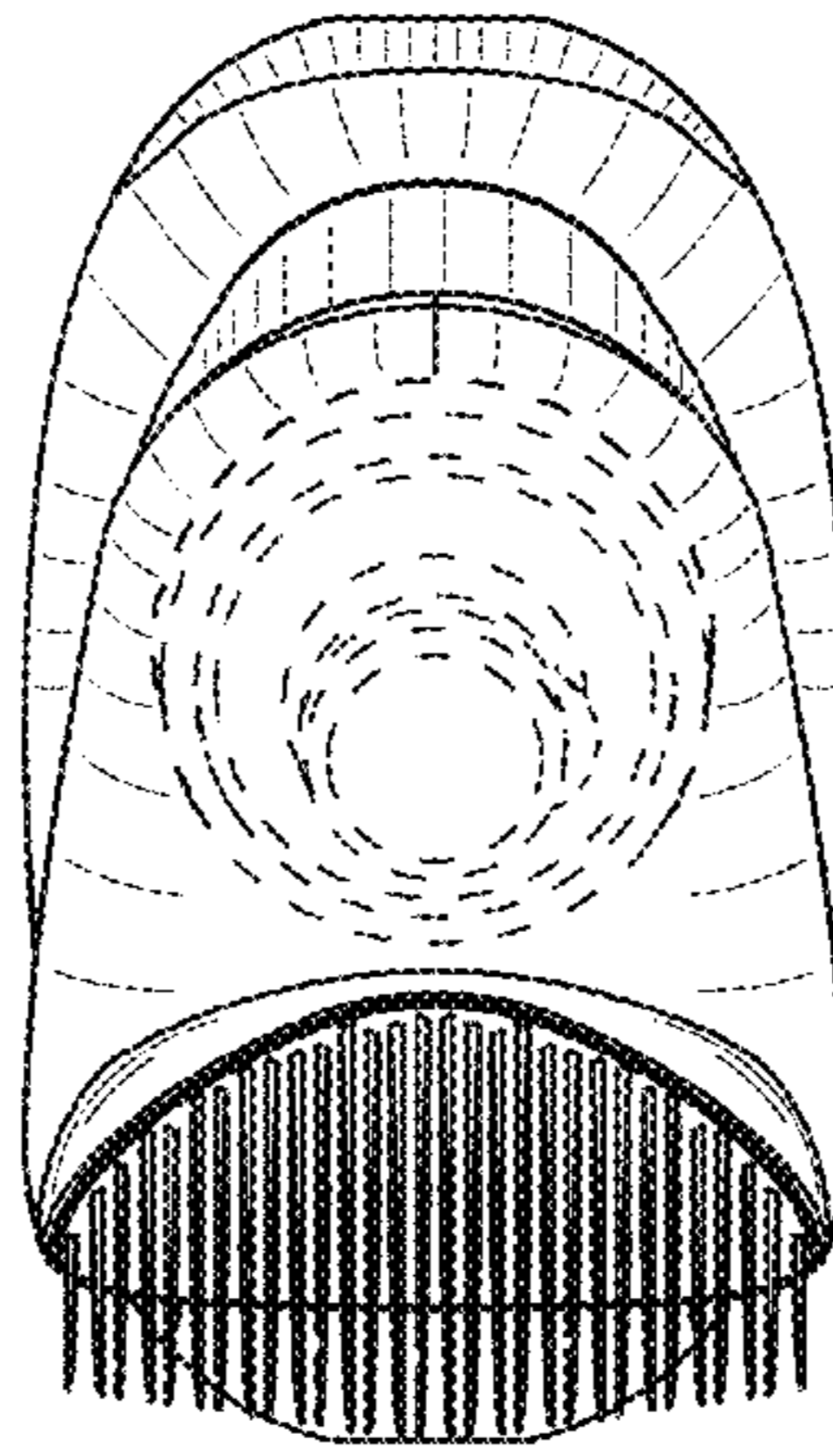


**FIG. 2**

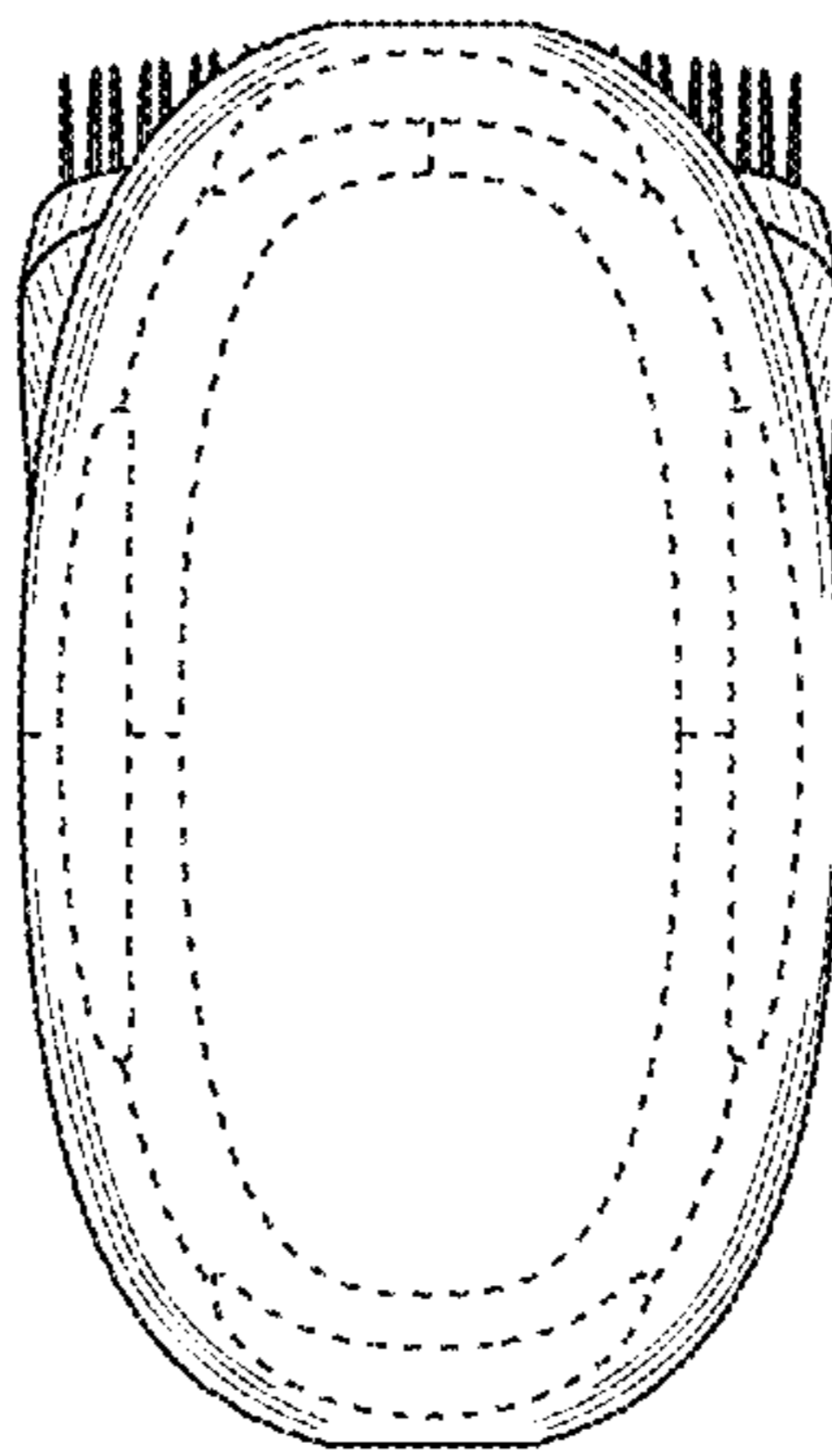


**FIG. 3**

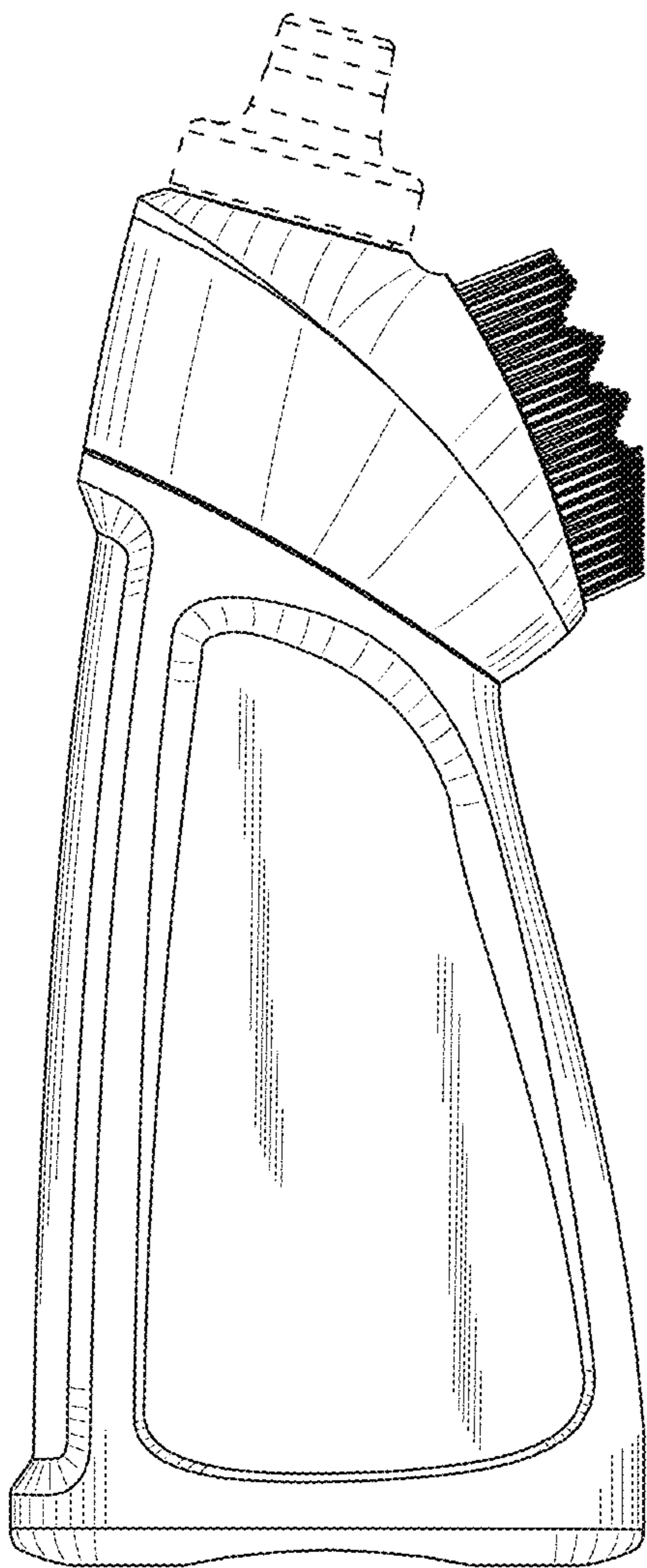
**FIG. 4**



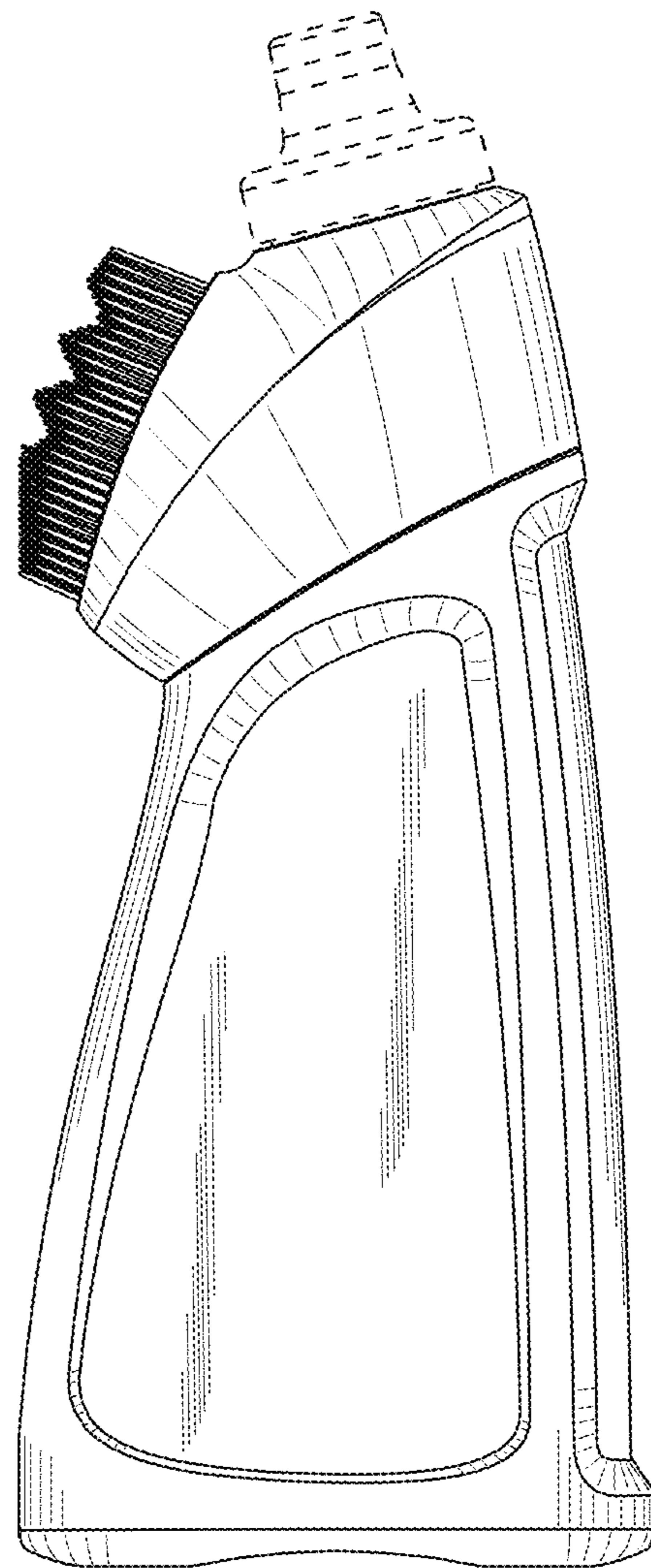
**FIG. 5**







**FIG. 6**



**FIG. 7**