



US00D808266S

(12) **United States Design Patent**  
**Bloc et al.**

(10) **Patent No.:** **US D808,266 S**

(45) **Date of Patent:** **\*\* Jan. 23, 2018**

(54) **NOZZLE**

(71) Applicant: **ALBEA SERVICES**, Gennevilliers (FR)

(72) Inventors: **Richard Bloc**, Derchigny (FR); **Kyle Nesbitt**, Paris (FR); **Laure Deschamps**, Paris (FR)

(73) Assignee: **ALBEA SERVICES**, Gennevilliers (FR)

(\*\*) Term: **15 Years**

(21) Appl. No.: **29/565,640**

(22) Filed: **May 23, 2016**

(51) **LOC (11) Cl.** ..... **09-07**

(52) **U.S. Cl.**  
USPC ..... **D9/448**

(58) **Field of Classification Search**  
USPC ..... D9/415, 434, 435, 440, 446–450, 452, D9/453, 454, 455–457, 499; D7/387, D7/388, 396.2, 396.4, 396.6, 398, 403, D7/509, 510, 511; D3/202, 203.2, 247, D3/294, 304, 318; D28/91.1; D8/343, D8/346, 352, 382, 397, 399  
CPC .. A61J 1/00; A61J 1/1412; B65D 1/00; B65D 1/02; B65D 1/10; B65D 1/46; B65D 2585/56; B65D 41/00; B65D 41/56; B65D 41/62; B65D 47/06; B65D 47/08; B65D 2543/00046; B65D 2543/00092; B65D 2543/00296  
See application file for complete search history.

(56) **References Cited**

**U.S. PATENT DOCUMENTS**

D339,527 S \* 9/1993 Tobler ..... D9/447  
D398,232 S \* 9/1998 Bakic ..... D9/440

D404,295 S \* 1/1999 Bertolini ..... D9/691  
D441,654 S \* 5/2001 Sayers ..... D9/448  
D455,960 S \* 4/2002 Dobbs ..... D9/448  
D457,429 S \* 5/2002 Walters ..... D9/448  
D489,613 S \* 5/2004 Campbell ..... D9/447  
D489,615 S \* 5/2004 Bakic ..... D9/448  
D489,616 S \* 5/2004 Bakic ..... D9/447  
D511,095 S \* 11/2005 Auer ..... D9/435  
D528,418 S \* 9/2006 Kuo ..... D9/448  
D532,302 S \* 11/2006 Moretti ..... D9/448  
D532,692 S \* 11/2006 Cornet ..... D9/448  
D535,188 S \* 1/2007 Lee ..... D9/448  
D539,143 S \* 3/2007 Arminak ..... D9/448  
D541,653 S \* 5/2007 Pietrowski ..... D9/448  
D543,106 S \* 5/2007 Foster ..... D9/448  
D545,190 S \* 6/2007 Wu ..... D9/448

(Continued)

*Primary Examiner* — Karen S Acker

*Assistant Examiner* — Wendy Arminio

(74) *Attorney, Agent, or Firm* — Avery N. Goldstein;  
Blue Filament Law PLLC

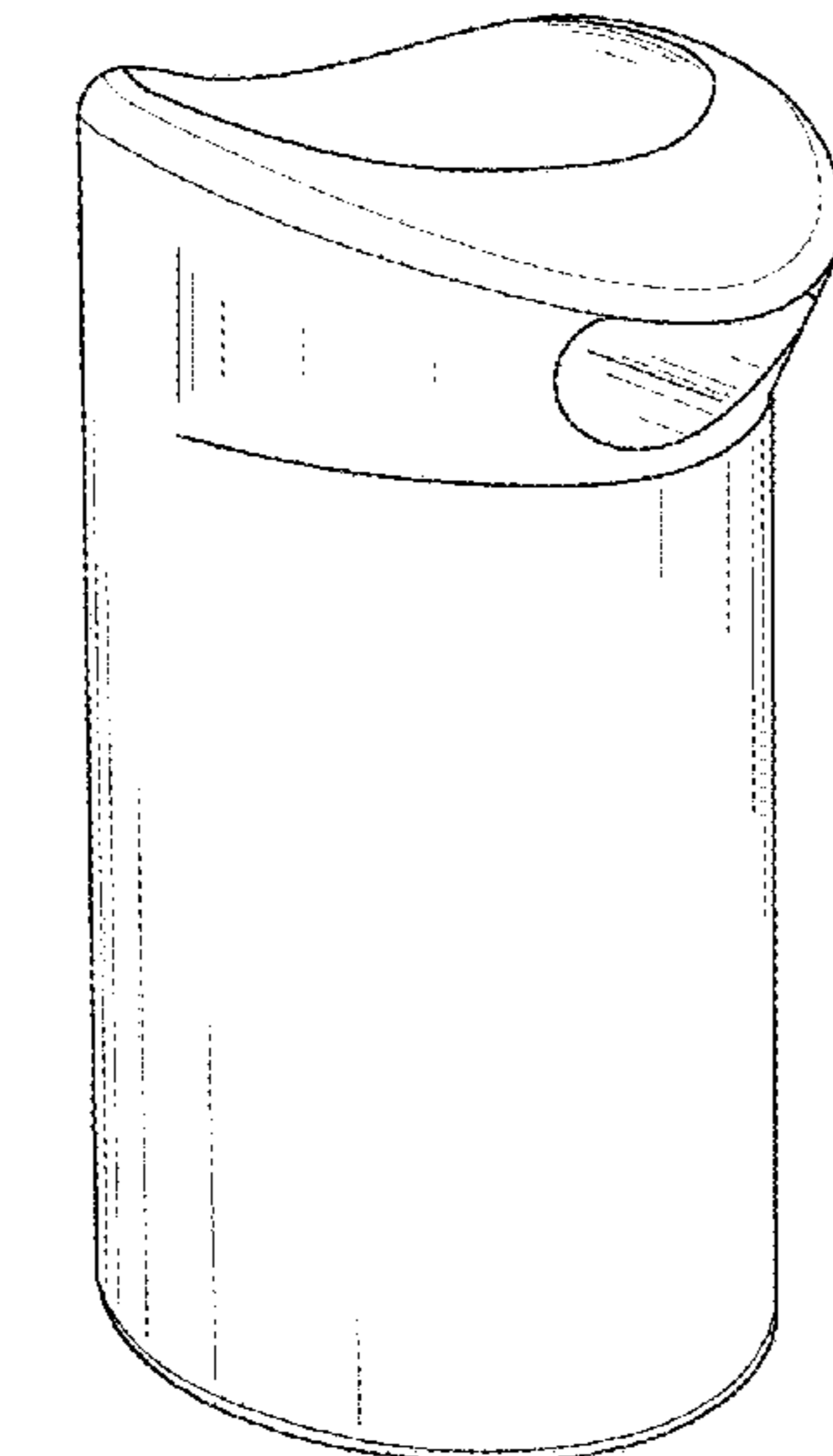
(57) **CLAIM**

The ornamental design for a nozzle, as shown and described.

**DESCRIPTION**

FIG. 1 is a top view of a nozzle;  
FIG. 2 is a bottom view of the nozzle depicted in FIG. 1;  
FIG. 3 is a front view of the nozzle depicted in FIG. 1;  
FIG. 4 is a front and right perspective view of the nozzle depicted in FIG. 1;  
FIG. 5 is a rear view of the nozzle depicted in FIG. 1; and,  
FIG. 6 is a right side view of the nozzle depicted in FIG. 1, where the left side view is mirror image of FIG. 6.  
The oval shaped broken line adjacent to the outer perimeter in FIG. 2 depicts the boundary between the claimed and unclaimed portions of the nozzle and forms no part of the claimed design. All other broken lines depict portions of the nozzle that form no part of the claimed design.

**1 Claim, 4 Drawing Sheets**



(56)

**References Cited**

U.S. PATENT DOCUMENTS

D551,076	S	*	9/2007	Bloc	.....	D9/448
D551,077	S	*	9/2007	Bloc	.....	D9/448
D552,991	S	*	10/2007	Lai	.....	D9/448
D588,005	S	*	3/2009	Boes	.....	D9/448
D688,561	S	*	8/2013	Bunce	.....	D9/682
D754,000	S	*	4/2016	Wang	.....	D9/434
D754,540	S	*	4/2016	Wang	.....	D9/434
2004/0129727	A1	*	7/2004	Foster	.....	B05B 11/3084 222/137

\* cited by examiner

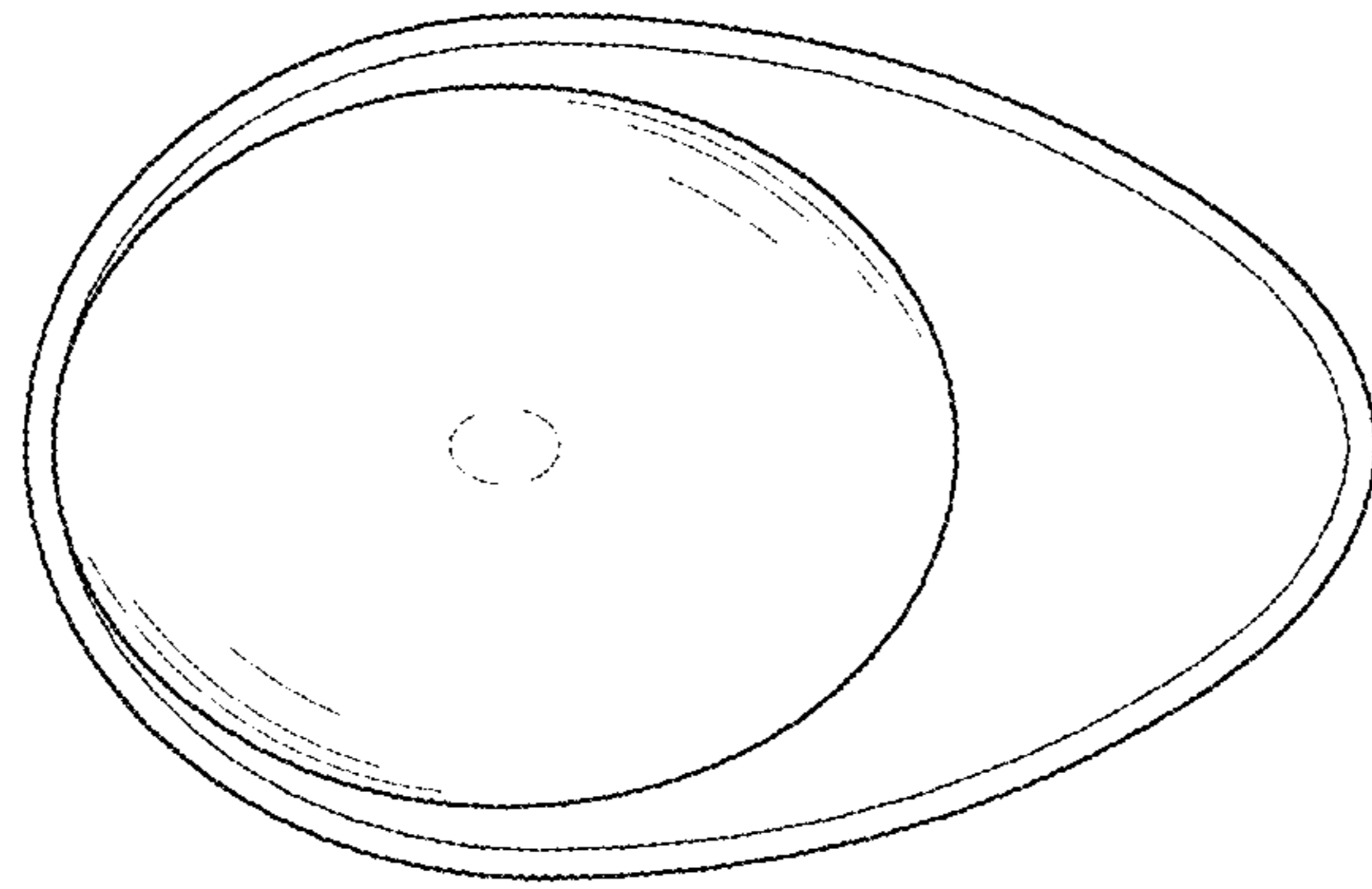


FIG. 1

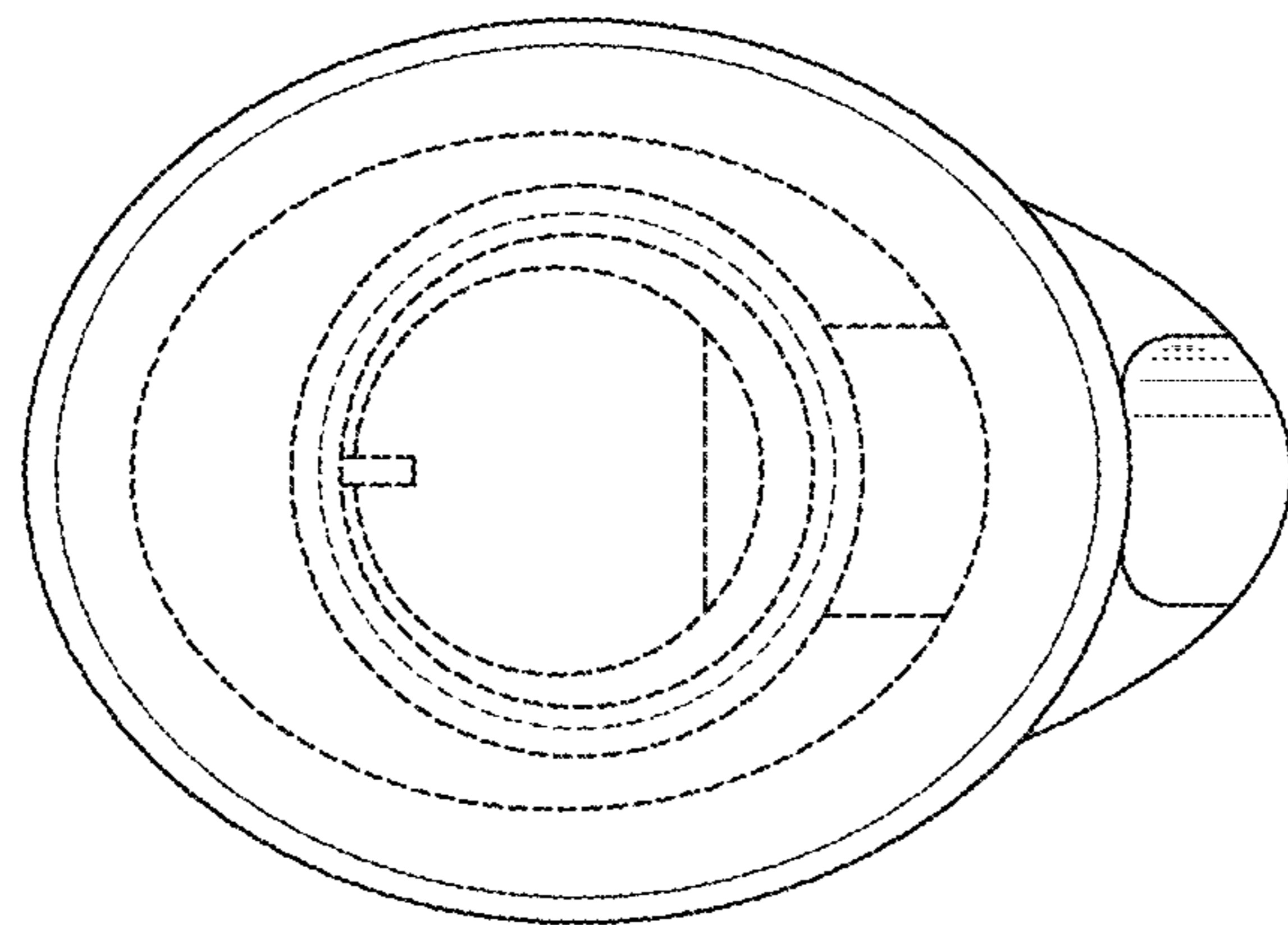

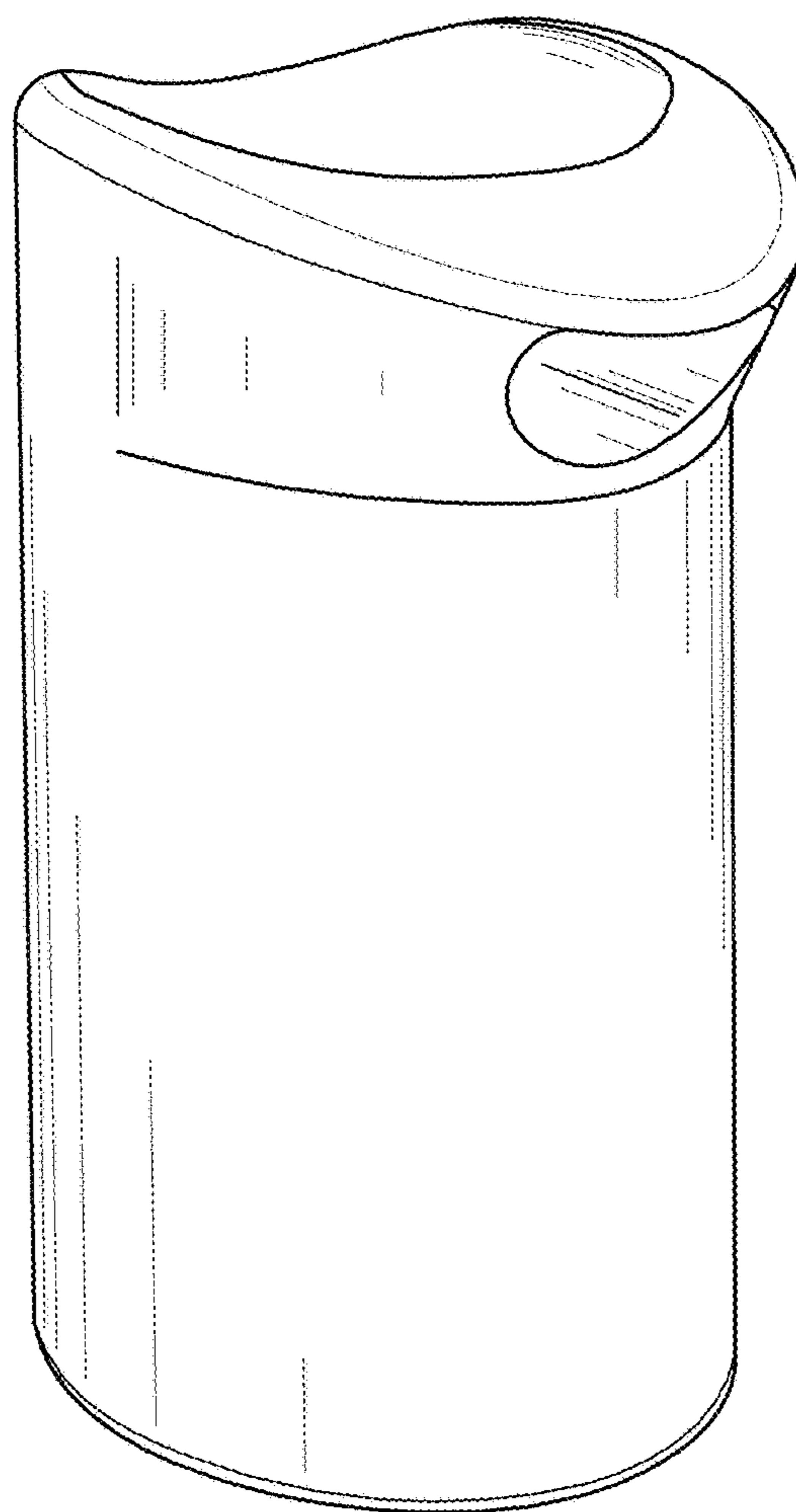



FIG. 2



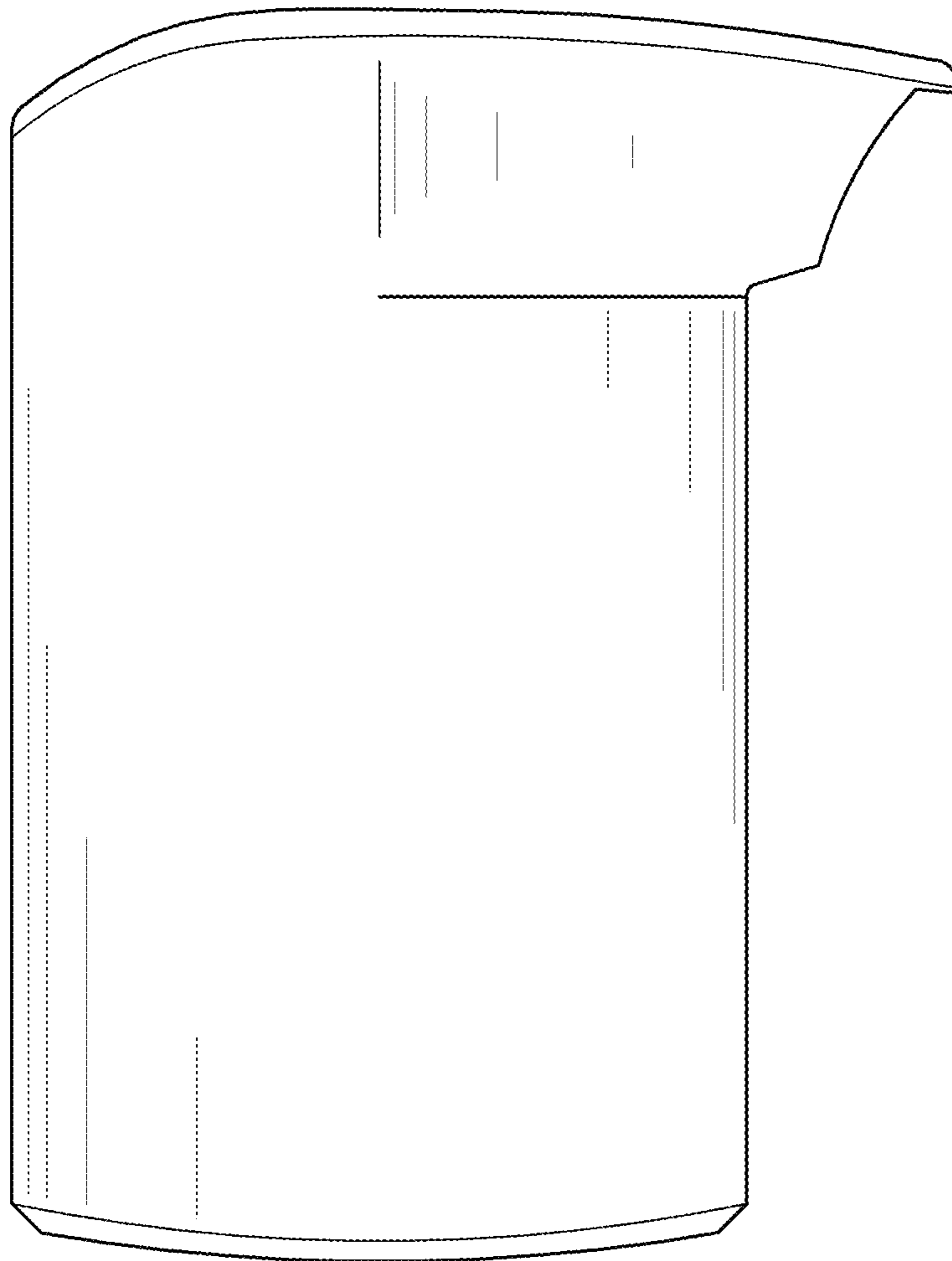
**FIG. 3**



**FIG. 4**



**FIG. 5**



**FIG. 6**