



US00D808253S

(12) **United States Design Patent**
Daniels

(10) **Patent No.:** **US D808,253 S**

(45) **Date of Patent:** **** Jan. 23, 2018**

(54) **FASTENER FOR A CONVEYOR BELT**

(71) Applicant: **Flexible Steel Lacing Company,**
Downers Grove, IL (US)

(72) Inventor: **William J. Daniels,** Orland Park, IL
(US)

(73) Assignee: **Flexible Steel Lacing Company,**
Downers Grove, IL (US)

(**) Term: **14 Years**

(21) Appl. No.: **29/499,693**

(22) Filed: **Aug. 18, 2014**

(51) **LOC (11) Cl.** **08-08**

(52) **U.S. Cl.**
USPC **D8/382**

(58) **Field of Classification Search**
USPC D8/323, 325, 349, 354, 356, 382, 383,
D8/394, 395, 499; D13/199; D15/199
(Continued)

(56) **References Cited**

U.S. PATENT DOCUMENTS

2,477,855 A * 8/1949 Beach F16G 3/02
24/33 B
3,327,358 A * 6/1967 Schick F16G 3/02
24/33 R

(Continued)

FOREIGN PATENT DOCUMENTS

AU 125500 7/1947
CN 201133441 Y 10/2008

(Continued)

OTHER PUBLICATIONS

Notification of Transmittal of the International Search Report and
the Written Opinion of the International Searching Authority, or the

Declaration from the International Bureau of WIPO for related
International Application No. PCT/US15/44979, dated Nov. 13,
2015, 10 pages.

(Continued)

Primary Examiner — Sandra Snapp

Assistant Examiner — Ieisha Price

(74) *Attorney, Agent, or Firm* — Fitch, Even, Tabin &
Flannery LLP

(57) **CLAIM**

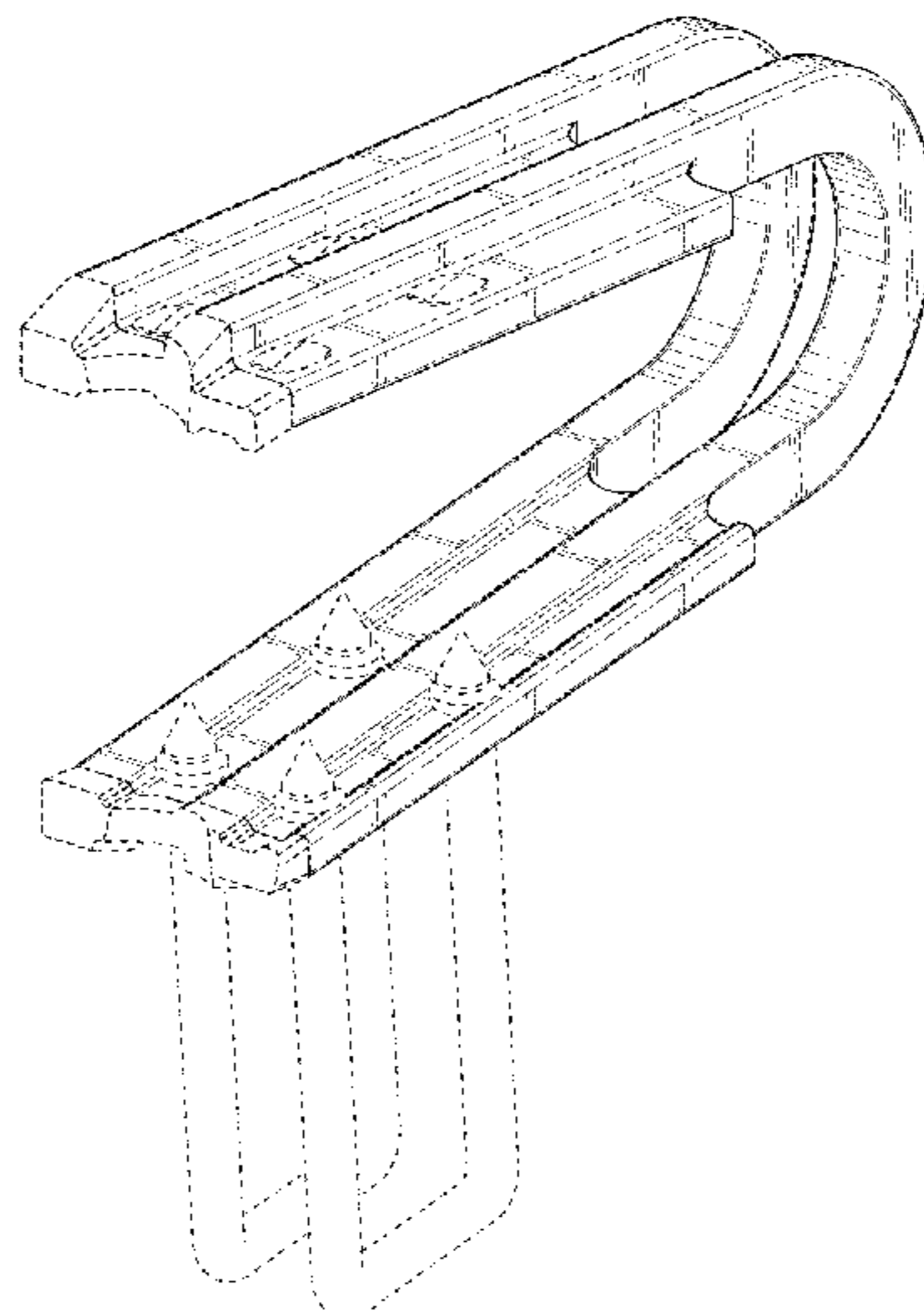
I claim the ornamental design for a fastener for a conveyor
belt, as shown and described.

DESCRIPTION

FIG. 1 is a front perspective view of the first embodiment of
a fastener for a conveyor belt, showing my new design;
FIG. 2 is a right side elevational view thereof;
FIG. 3 is a left side elevational view thereof;
FIG. 4 is a top plan view thereof;
FIG. 5 is a bottom plan view thereof;
FIG. 6 is a front elevational view thereof;
FIG. 7 is a rear elevational view thereof;
FIG. 8 is a rear perspective view of FIG. 1 shown in an
alternate environment;
FIG. 9 is a front perspective view of the second embodiment
of a fastener for a conveyor belt;
FIG. 10 is a right side elevational view thereof;
FIG. 11 is a left side elevational view thereof;
FIG. 12 is a top plan view thereof;
FIG. 13 is a bottom plan view thereof;
FIG. 14 is a front elevational view thereof;
FIG. 15 is a rear elevational view thereof; and,
FIG. 16 is a rear perspective view of FIG. 9 shown in an
alternate environment.

The broken lines in the drawings illustrate portions of a
fastener for a conveyor belt and form no part of the claimed
design. The dot-dash-dot broken lines in the drawings define
the bounds of the claim and form no part thereof.

1 Claim, 12 Drawing Sheets



(58) **Field of Classification Search**

CPC F16G 3/04; F16G 3/02; F16G 3/00; F16G 3/16; Y10T 24/16; Y10T 24/162; Y10T 24/1608; Y10T 24/1632; Y10T 24/1636; Y10T 24/1616; Y10T 24/1644; Y10T 24/1672; Y10T 24/1648

See application file for complete search history.

2012/0090965 A1* 4/2012 Jakob F16G 3/04
198/844.2
2012/0228170 A1* 9/2012 Richardson F16G 3/003
206/338
2013/0167356 A1* 7/2013 Hagie B25C 3/008
29/432
2013/0327112 A1 12/2013 Charre et al.
2014/0182089 A1 7/2014 Jakob
2016/0047438 A1* 2/2016 Daniels F16G 3/02
198/844.2

(56) **References Cited**

U.S. PATENT DOCUMENTS

3,368,417 A 2/1968 Jenkins
3,962,754 A 6/1976 Stolz
4,023,239 A 5/1977 Stolz
4,050,138 A 9/1977 Stolz
4,060,877 A 12/1977 Schick
4,144,628 A 3/1979 Schick
4,151,634 A 5/1979 Stolz
4,212,094 A 7/1980 Pray
4,315,349 A 2/1982 Stolz
4,333,217 A 6/1982 Pray
4,538,755 A 9/1985 Schick
4,582,505 A * 4/1986 Stolz F16G 3/04
24/33 P
4,620,657 A 11/1986 Gladding et al.
4,653,156 A 3/1987 Stolz et al.
4,671,403 A 6/1987 Schick
4,688,711 A 8/1987 Gladding et al.
4,858,280 A 8/1989 Schick
4,937,921 A 7/1990 Musil
4,942,645 A 7/1990 Musil
4,996,750 A 3/1991 Musil
5,025,968 A 6/1991 Nasiatka
5,095,590 A 3/1992 Schick
5,170,924 A 12/1992 Musil
5,182,933 A 2/1993 Schick
5,236,079 A 8/1993 Herold
5,341,545 A 8/1994 Herold
5,368,214 A 11/1994 Schick
5,539,959 A 7/1996 Schick
5,544,801 A 8/1996 Schick
5,553,359 A 9/1996 Herold
5,644,836 A 7/1997 Schick
5,645,159 A 7/1997 Luginbühl et al.
5,669,114 A 9/1997 Jakob
5,881,863 A 3/1999 Börner
5,884,369 A 3/1999 Schick et al.
5,890,266 A 4/1999 Herold
6,053,308 A 4/2000 Vogrig et al.
6,085,897 A 7/2000 Schick
6,196,378 B1 3/2001 Börner
6,216,851 B1 4/2001 Mitas et al.
6,311,393 B1 11/2001 Garner
D513,964 S * 1/2006 Overthun D8/349
D539,291 S * 3/2007 Li D14/447
D572,119 S * 7/2008 Wells D8/354
2002/0040841 A1* 4/2002 Winkelman F16B 19/06
198/844.2
2002/0139644 A1 10/2002 Herold
2010/0200374 A1 8/2010 Jakob

FOREIGN PATENT DOCUMENTS

CN 201434047 Y 3/2010
CN 101270795 B 11/2010
CN 102116361 A 7/2011
DE 4012877 A1 10/1991
FR 571613 A 2/1924
GB 1603544 A 11/1981
GB 2146730 4/1985
GB 2202605 A 9/1988
WO 2012/072274 A1 7/2012
WO 2012/103961 A1 9/2012

OTHER PUBLICATIONS

MLT Fasteners, publicly available more than one year before Aug. 18, 2014, 4 pages.
MATO, Hammer System MH30, publicly available more than one year before Aug. 18, 2014, 6 pages.
Scandura MATO, Belt Fasteners and Ancillary Conveyor Equipment brochure, publicly available more than one year before Aug. 18, 2014, 4 pages.
MATO, Standard System S30 brochure, publicly available more than one year before Aug. 18, 2014, 4 pages.
MATO Mining Service, MATO Hingeless Belt Fastening System, publicly available more than one year before Aug. 18, 2014, 4 pages.
Clipper-MATO Belt Fastening Systems for Mining Operations, publicly available more than one year before Aug. 18, 2014, 6 pages.
MATO, Belt Lacing-Systems brochure, publicly available more than one year before Aug. 18, 2014, 20 pages.
Website, GORO, Titan Staggered and Titan O5, publicly available more than one year before Aug. 18, 2014, 2 pages.
GORO, Titan H brochure, publicly available more than one year before Aug. 18, 2014, 12 pages.
Website, GORO, Record V6 and Operating procedure, publicly available more than one year before Aug. 18, 2014, 3 pages.
GORO, Titan brochure, publicly available more than one year before Aug. 18, 2014, 6 pages.
GORO, Titan Conveyor Belt Fastening System, 1980, 5 pages.
Charter Wire, Charter Wire brochure, publicly available more than one year before Aug. 18, 2014, 5 pages.
Charter Wire, Near Net Shapes brochure, publicly available more than one year before Aug. 18, 2014, 8 pages.
U.S. Appl. No. 14/825,606, titled Conveyor Belt Fastener and Method of Manufacture, filed Aug. 13, 2015, 76 pages.

* cited by examiner

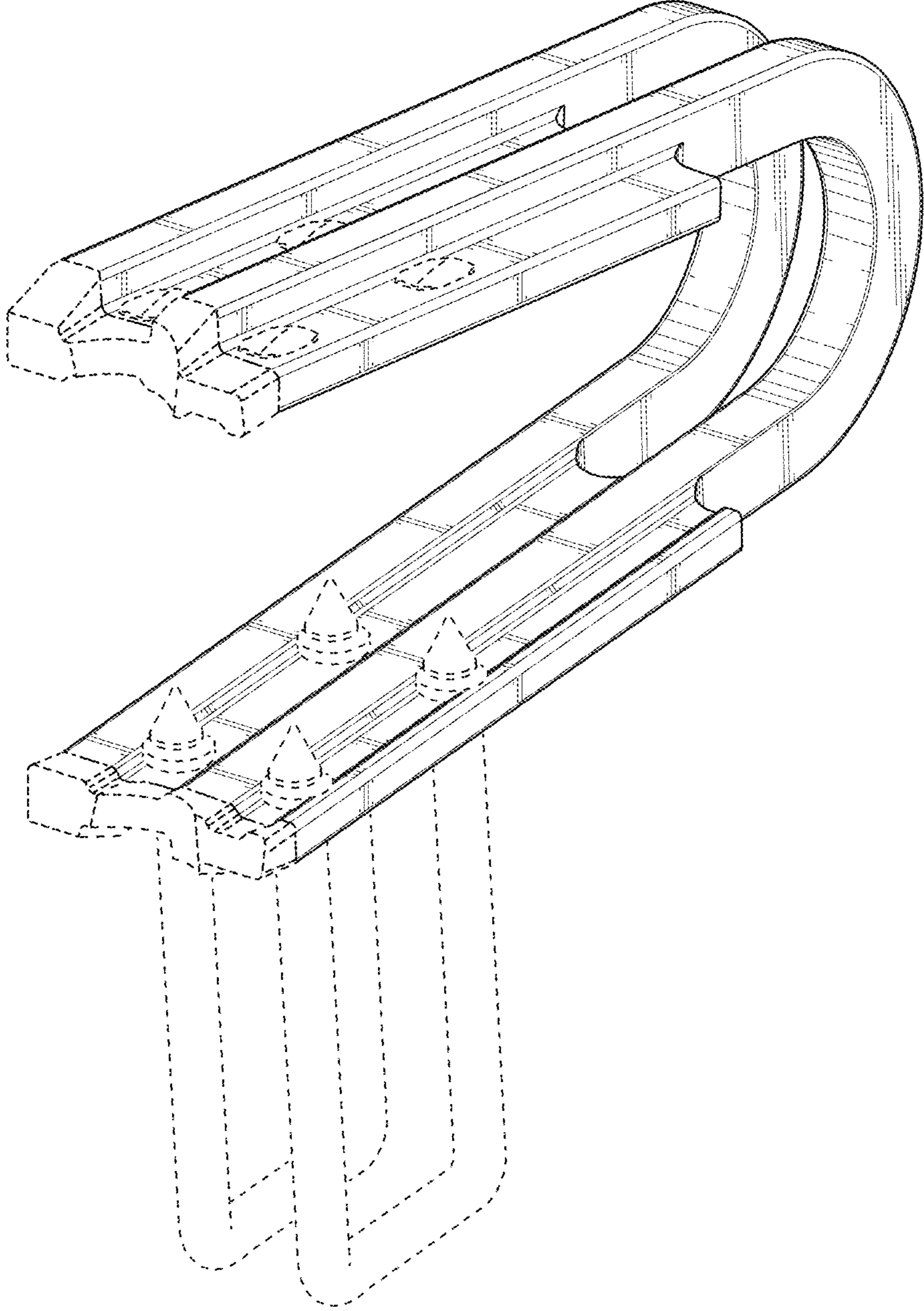


FIG. 1

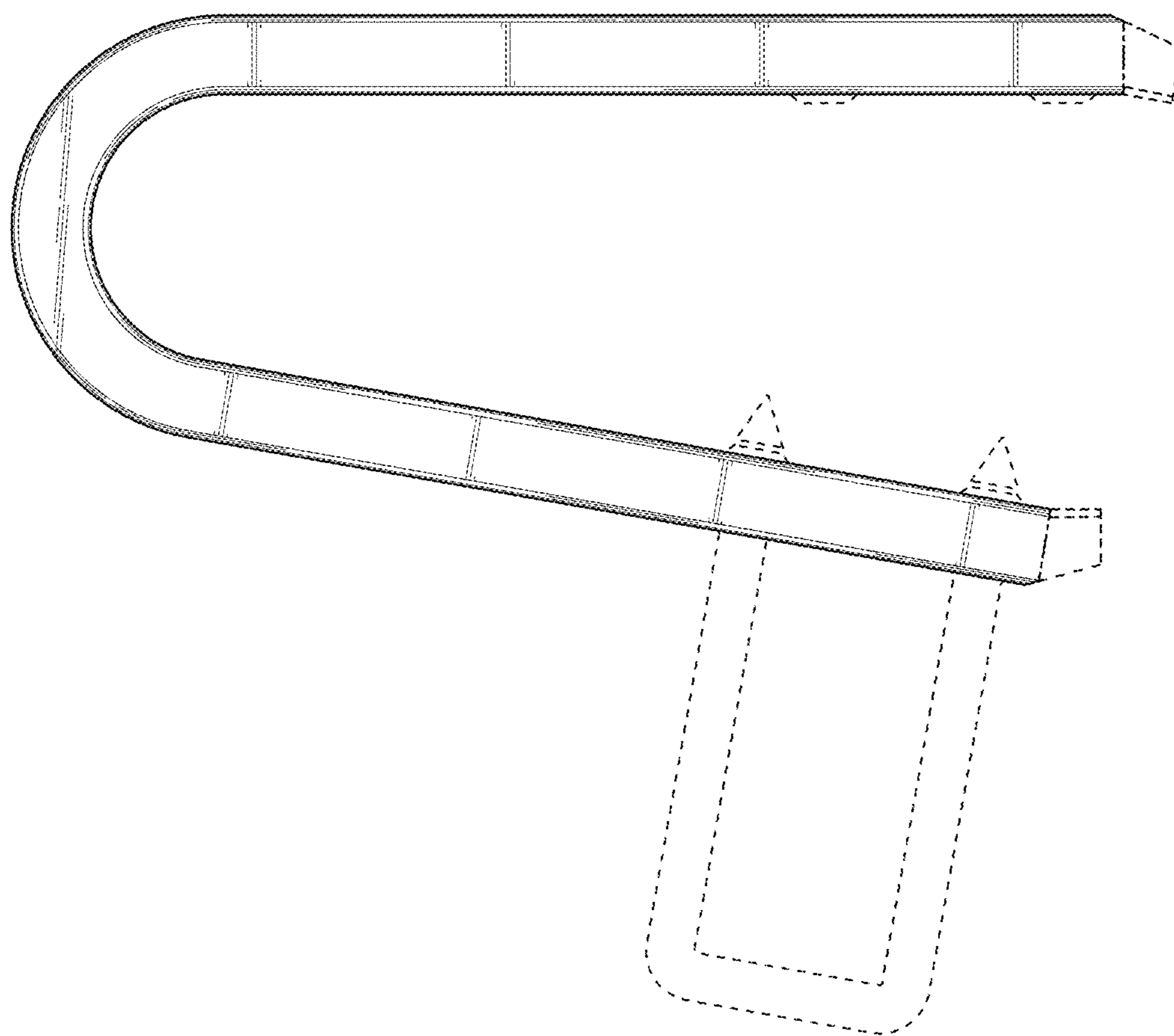


FIG. 2

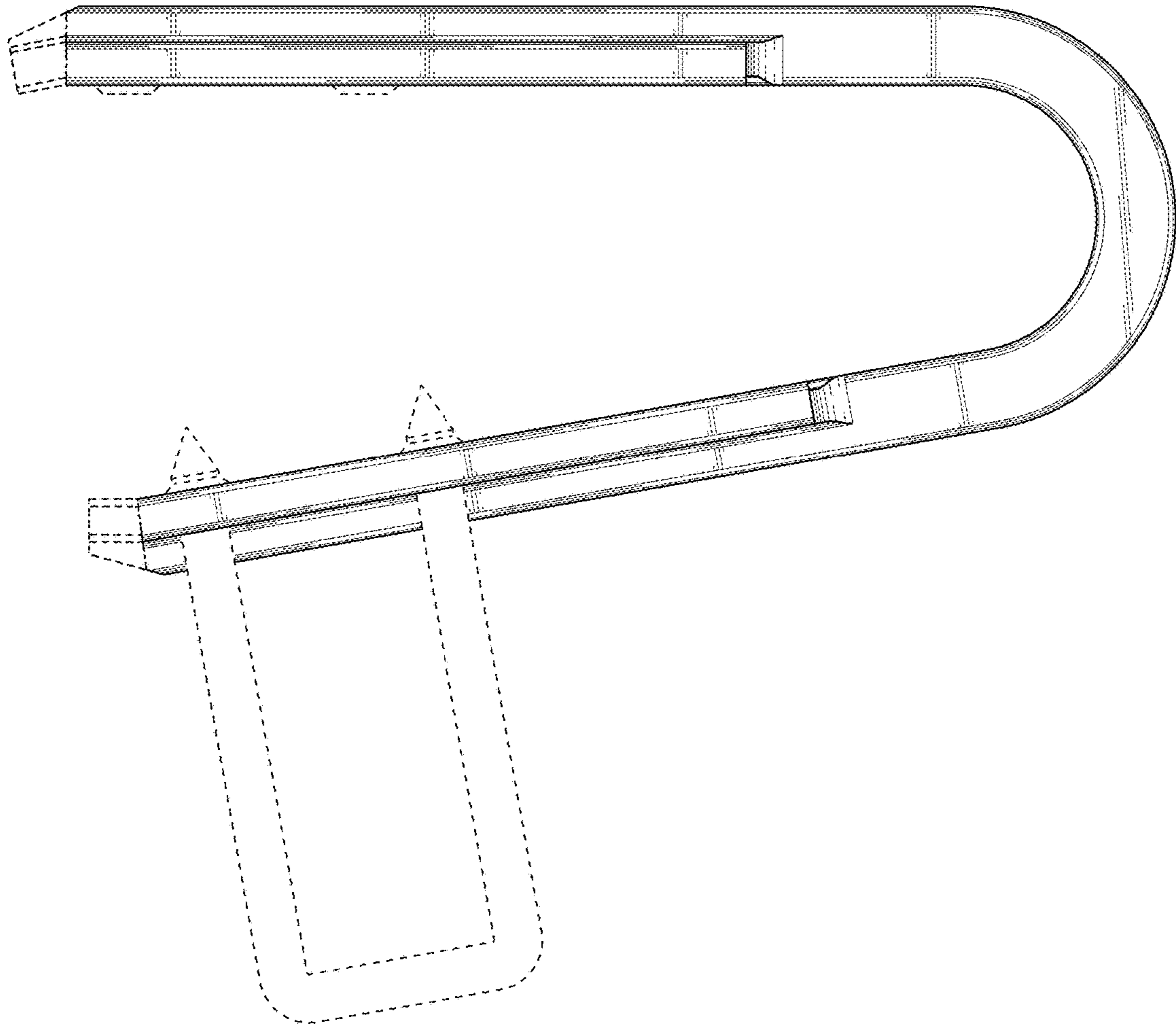


FIG. 3

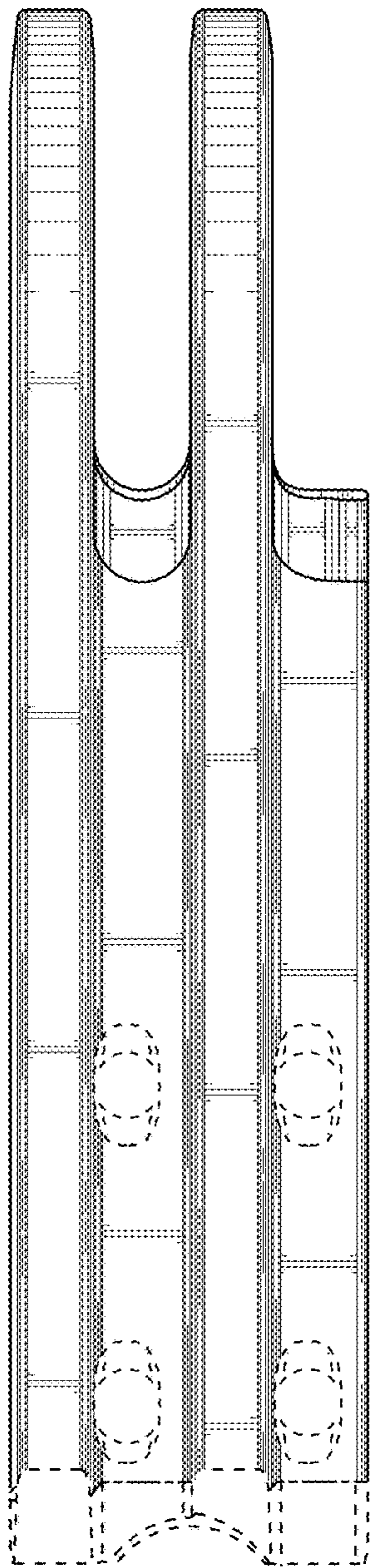


FIG. 4

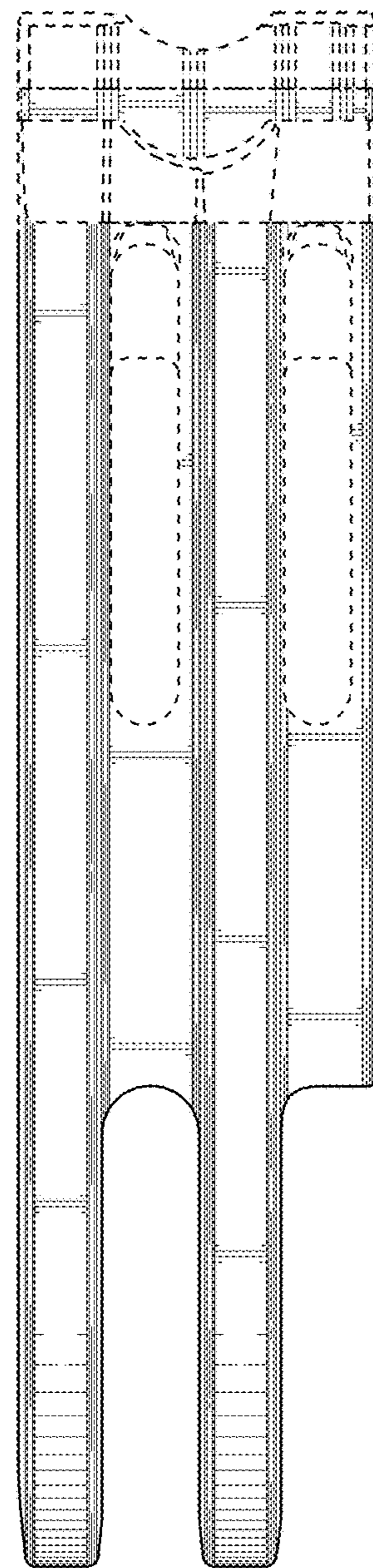


FIG. 5

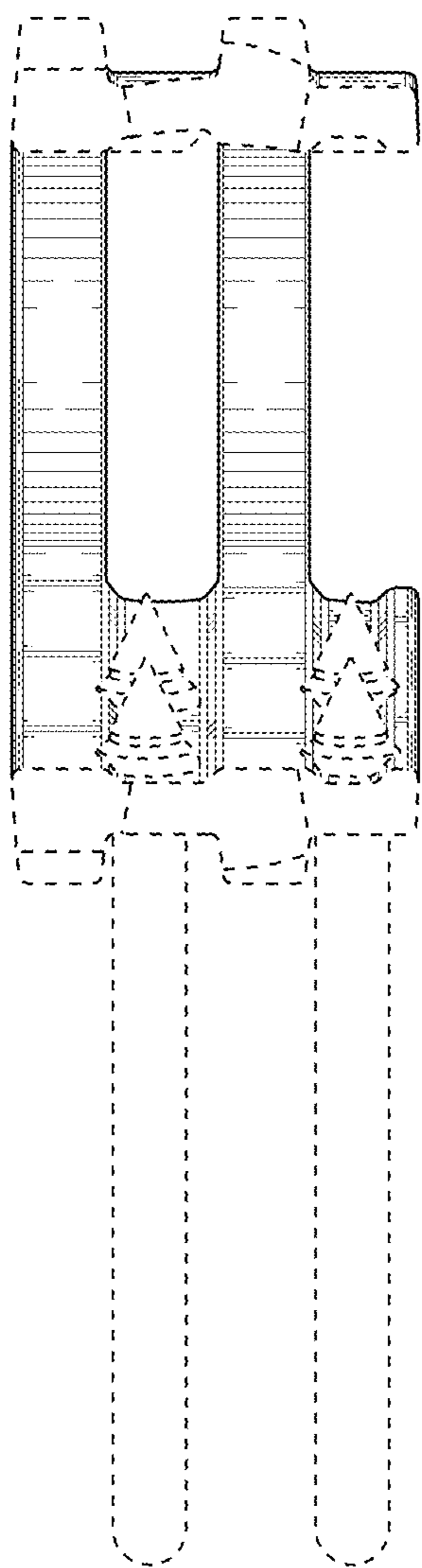


FIG. 6

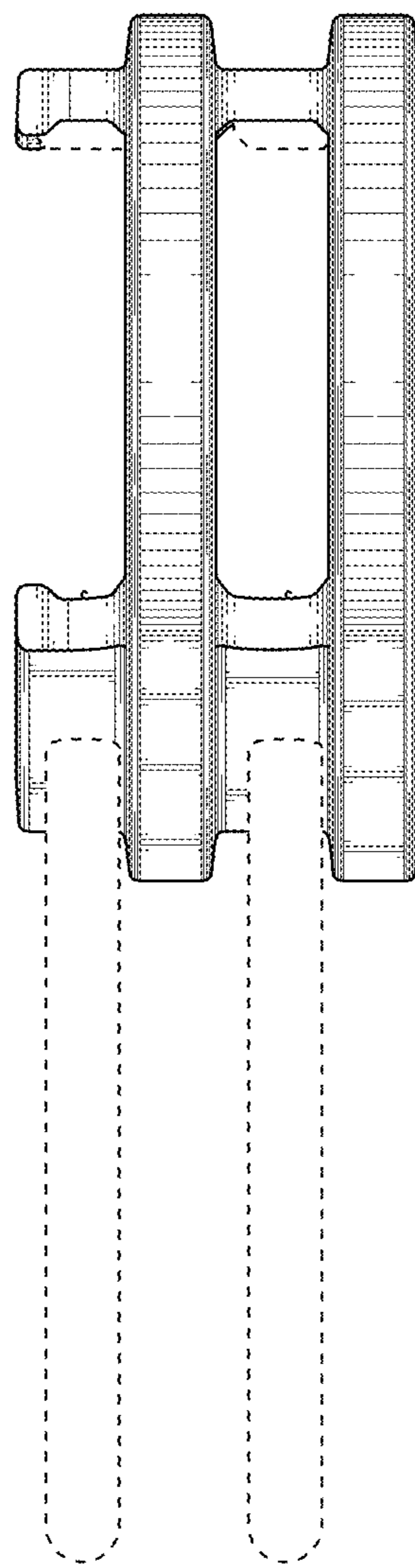


FIG. 7

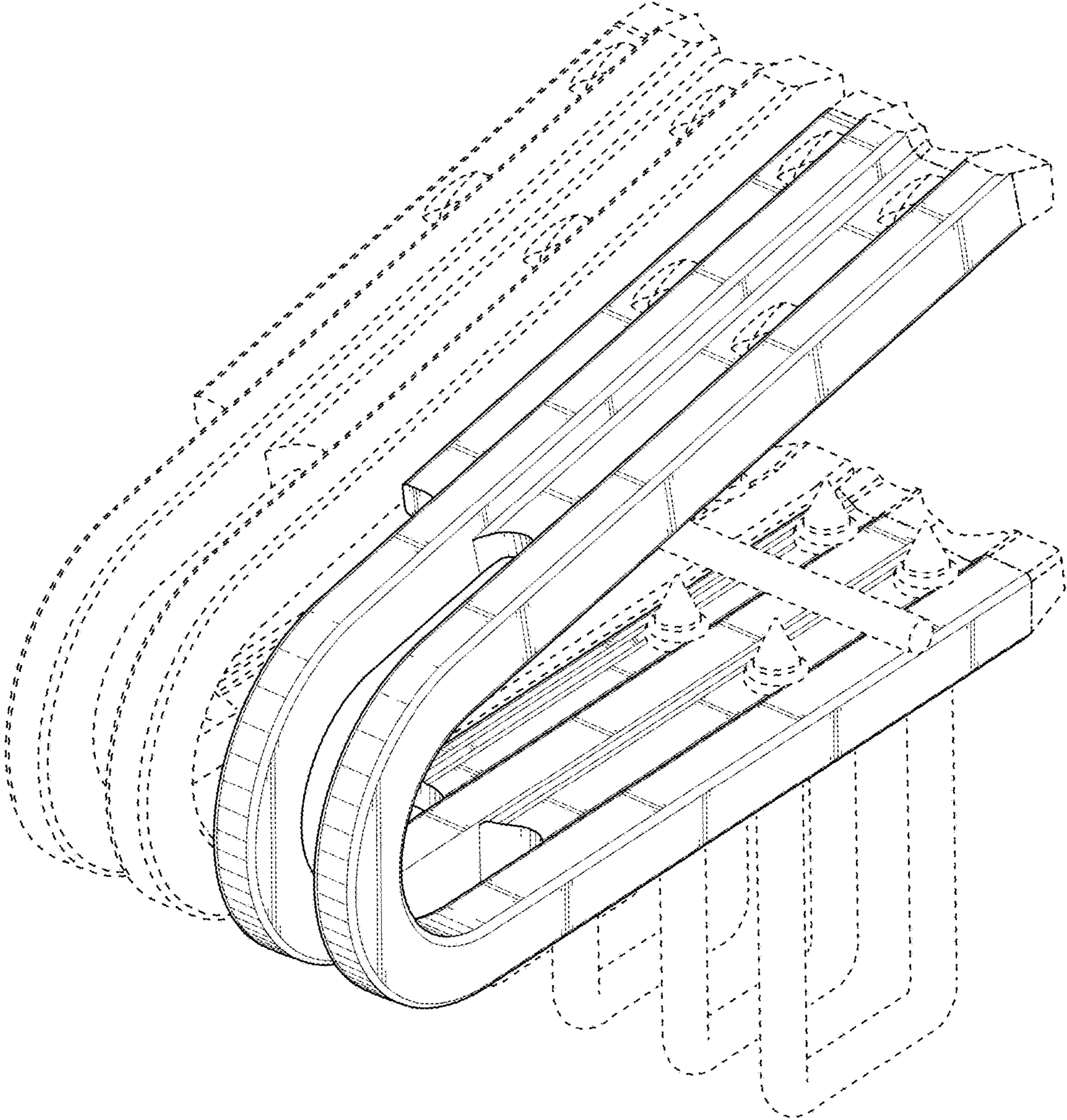


FIG. 8

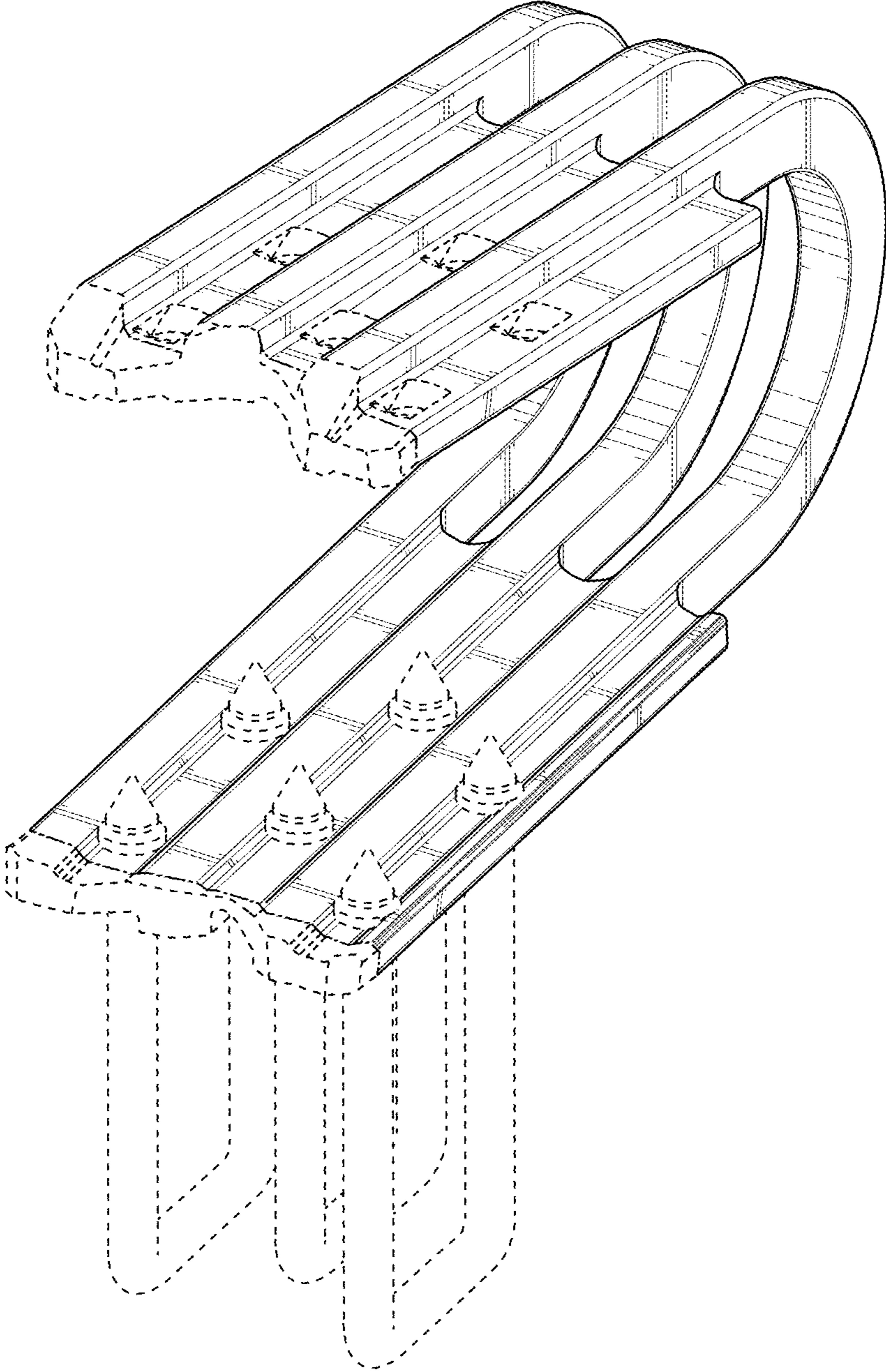


FIG. 9

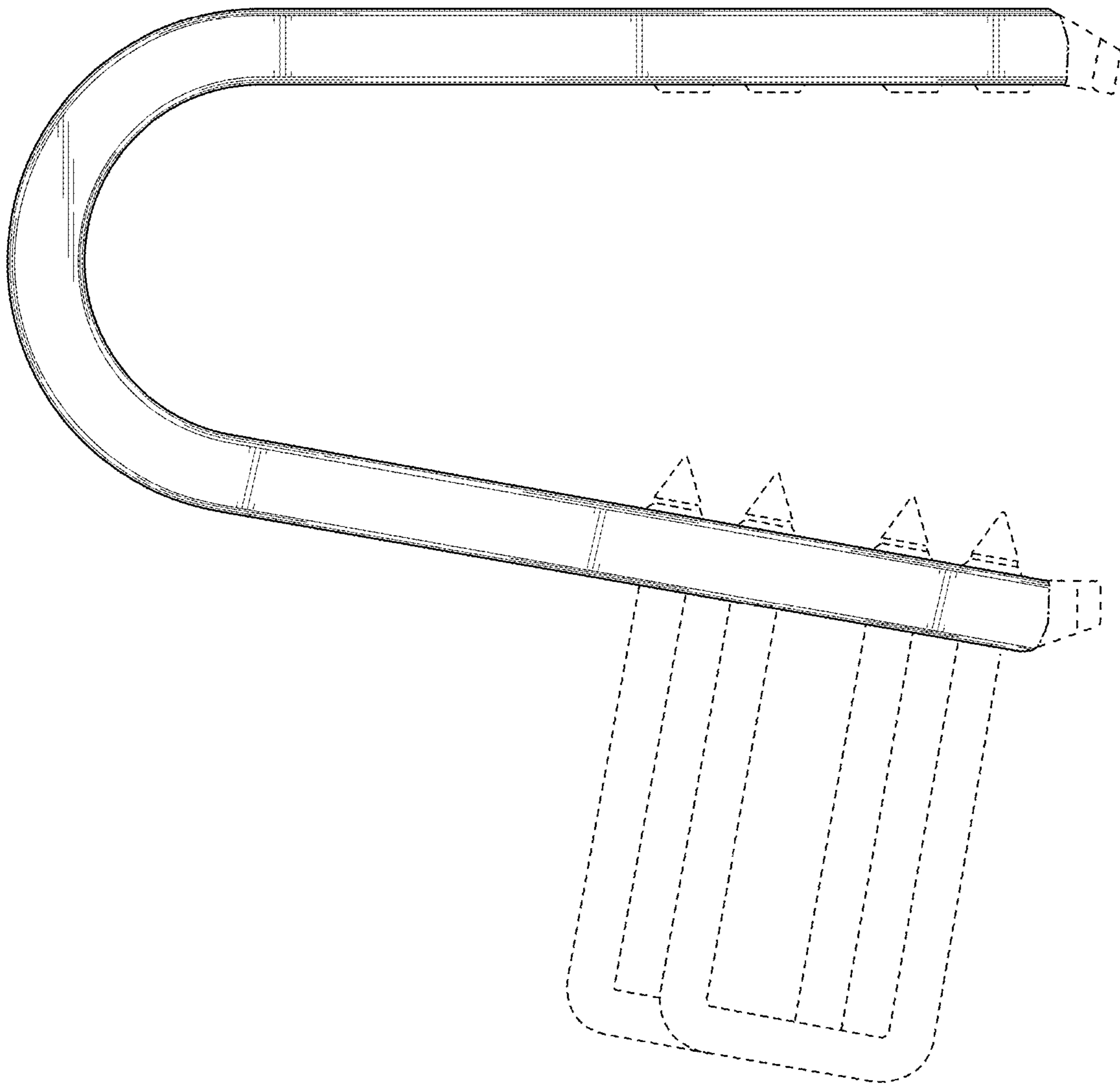


FIG. 10

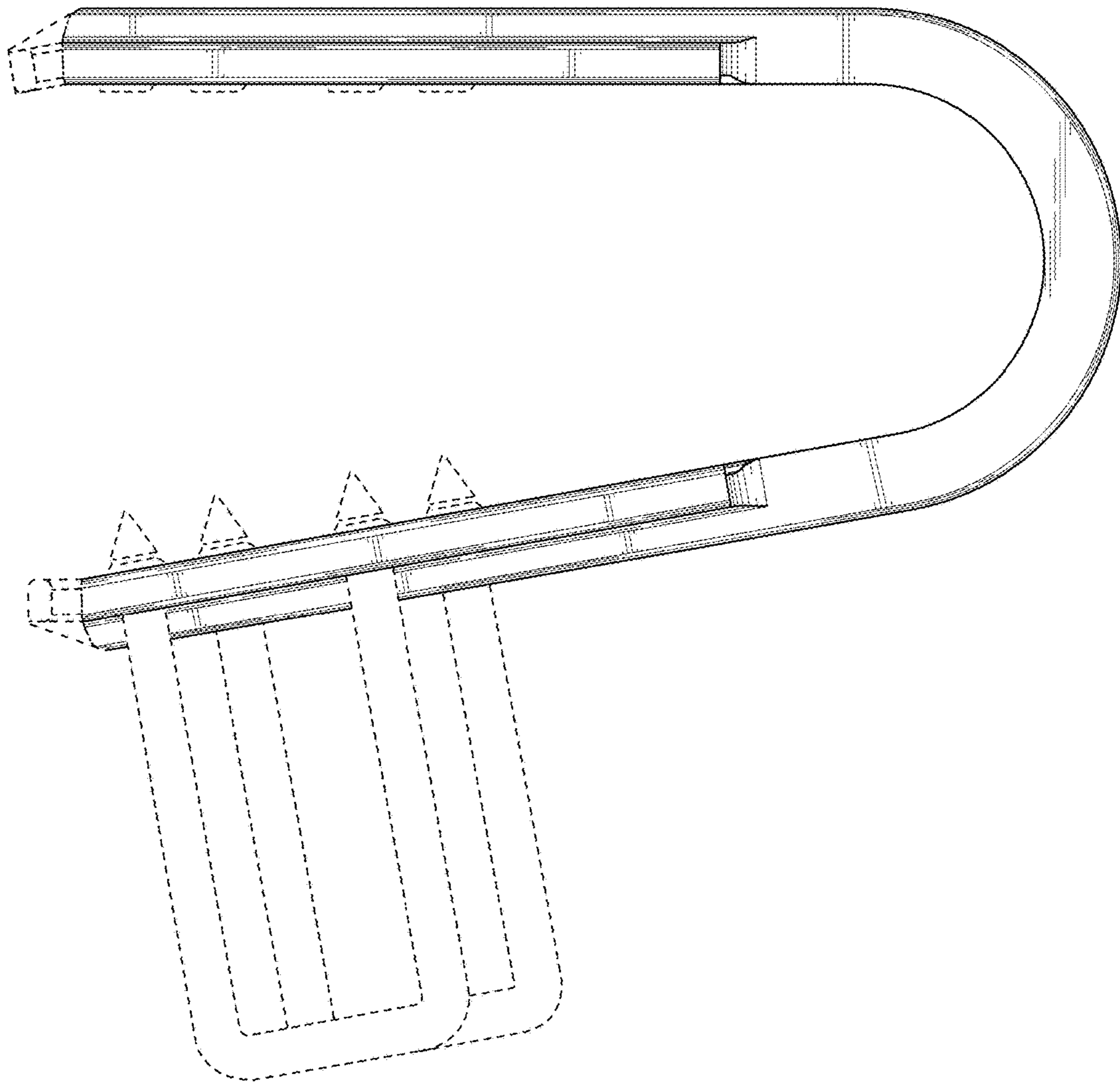


FIG. 11

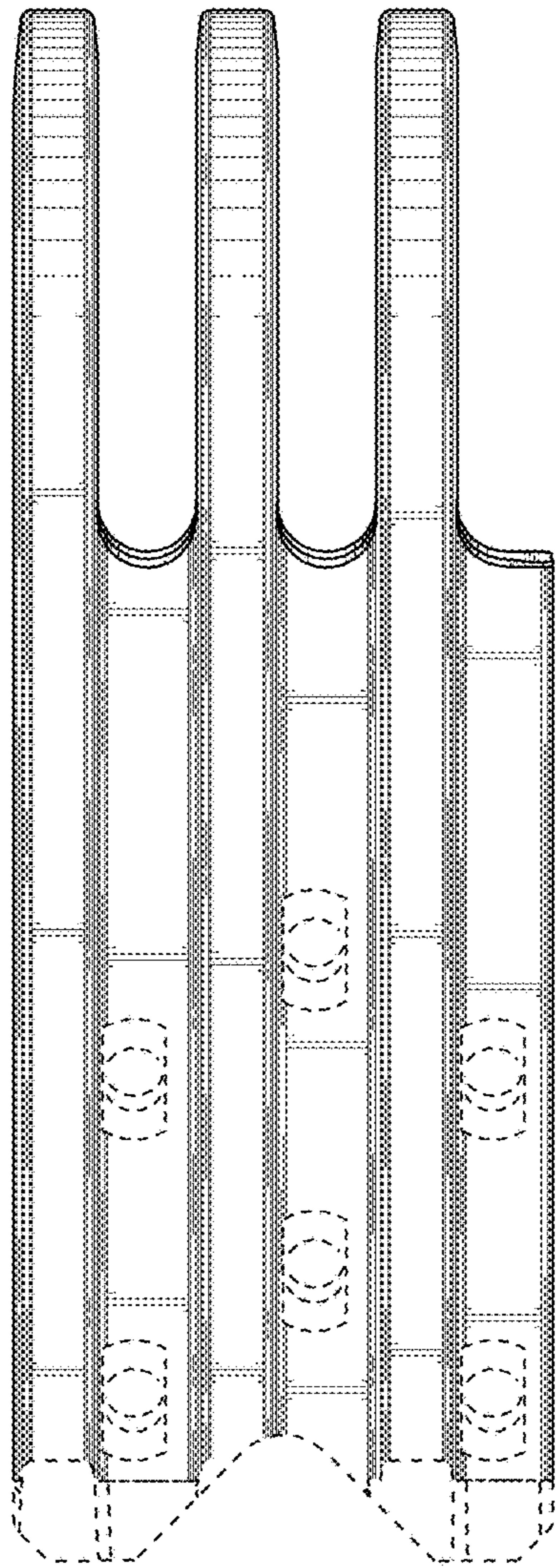


FIG. 12

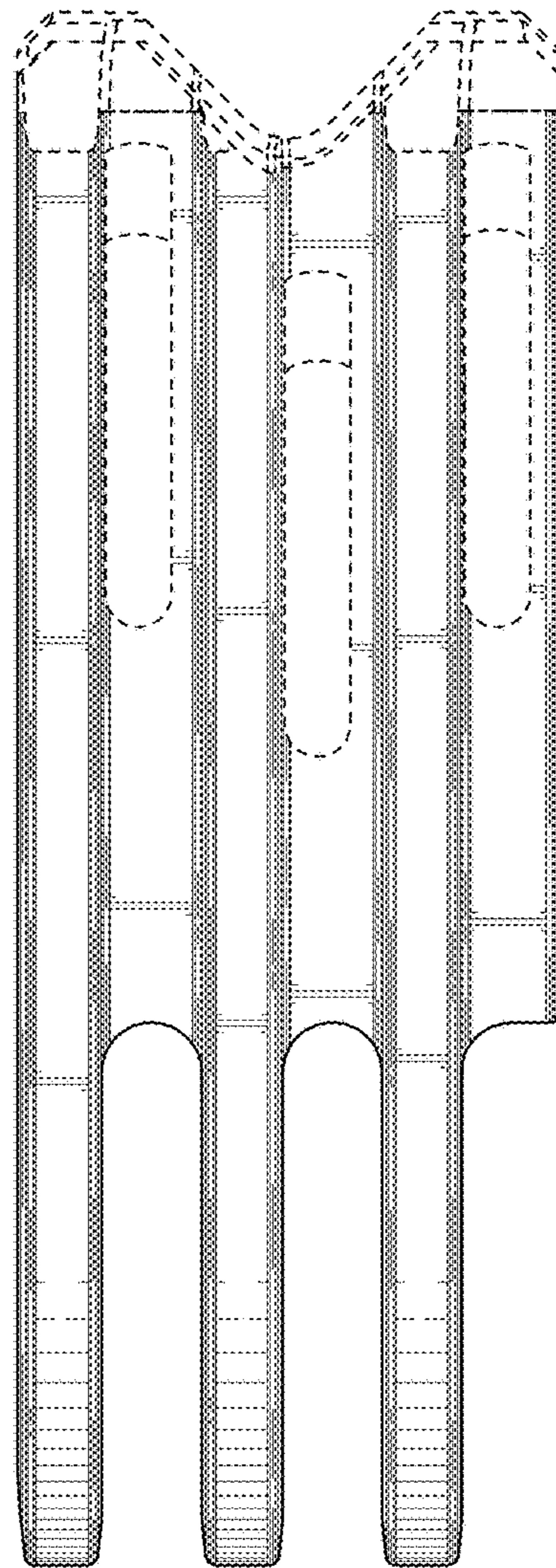


FIG. 13

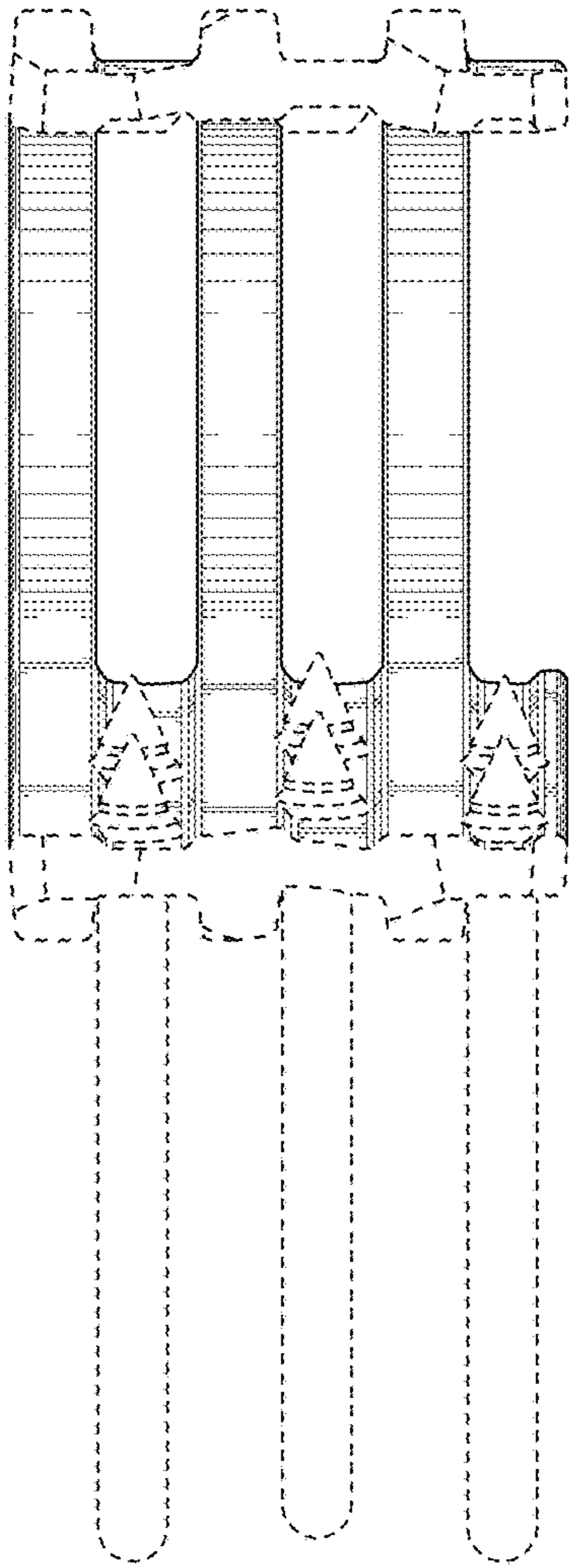


FIG. 14

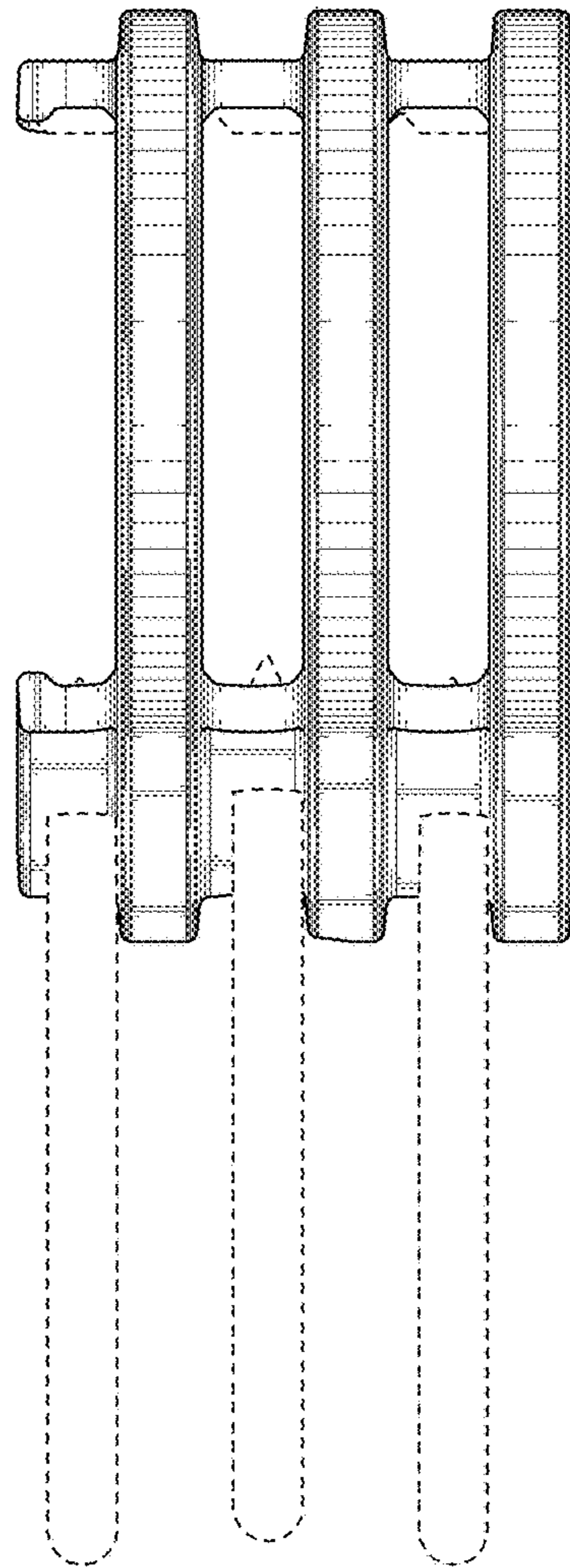


FIG. 15

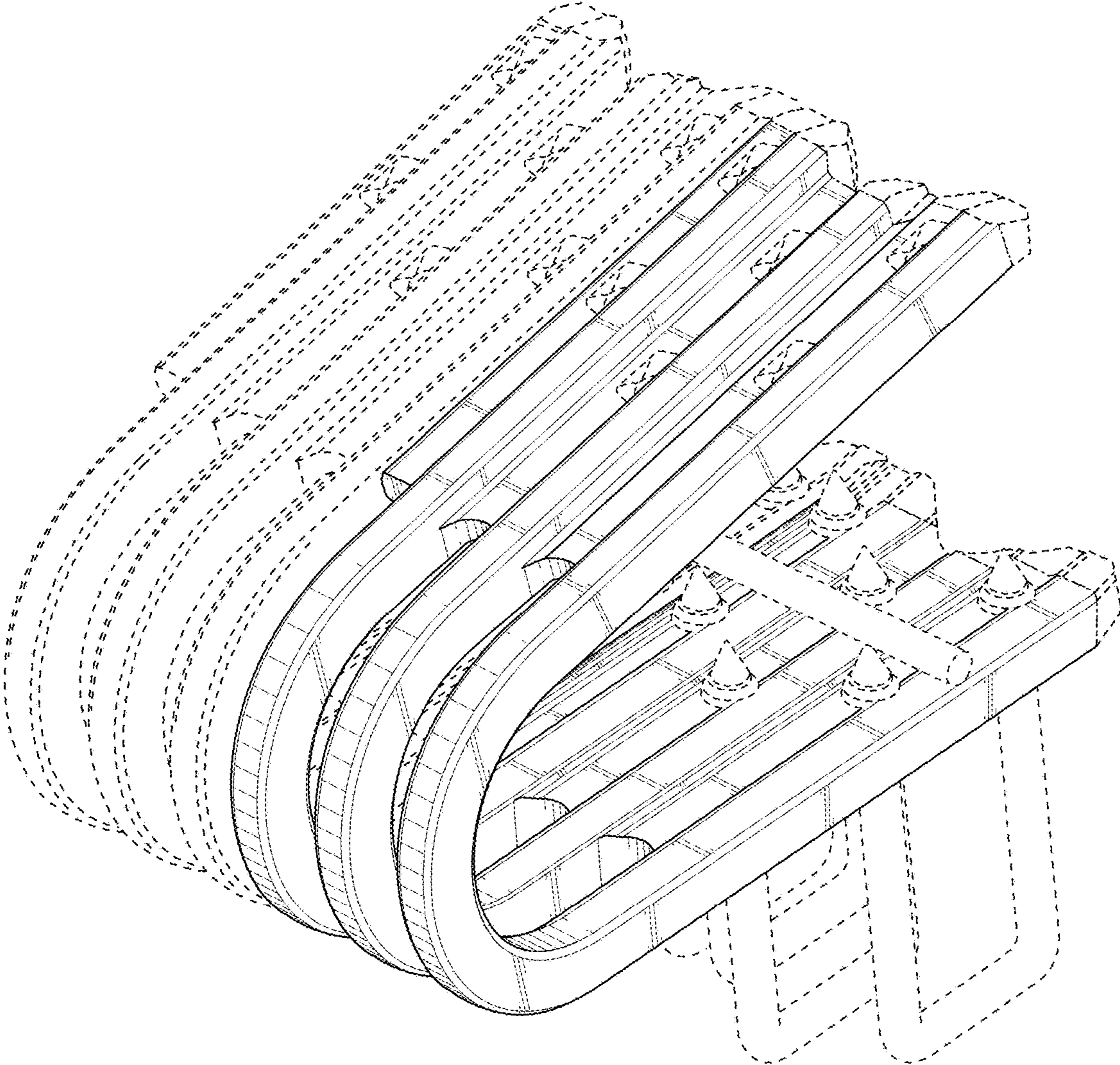


FIG. 16