



US00D808235S

(12) **United States Design Patent**
Spagnolo

(10) **Patent No.:** **US D808,235 S**

(45) **Date of Patent:** **** Jan. 23, 2018**

(54) **PASTA PREPARATION AND SERVING TOOL**

(71) Applicant: **Pino Spagnolo**, Turin (IT)

(72) Inventor: **Pino Spagnolo**, Turin (IT)

(73) Assignee: **CONAIR CORPORATION**, Stamford, CT (US)

(**) Term: **15 Years**

(21) Appl. No.: **29/568,366**

(22) Filed: **Jun. 17, 2016**

(51) **LOC (11) Cl.** **07-02**

(52) **U.S. Cl.**
USPC **D7/692**

(58) **Field of Classification Search**
USPC D7/393, 653, 654, 682, 683, 691, 692
CPC A61C 15/041; A61C 15/02; A61C 15/00;
A47G 21/02; A47J 43/283; A47J 25/00
See application file for complete search history.

(56) **References Cited**

U.S. PATENT DOCUMENTS

844,266 A * 2/1907 Dotson A47J 25/00
30/113.3
D402,167 S * 12/1998 Durbin D7/688

D498,990 S * 11/2004 White D7/692
D508,830 S * 8/2005 Moore D7/688
D704,518 S * 5/2014 Genatossio D7/688
D712,709 S * 9/2014 Pau D7/686
D778,693 S * 2/2017 Holding D7/683

* cited by examiner

Primary Examiner — Karen S Acker

Assistant Examiner — Steven B Reinholdt, Jr.

(74) *Attorney, Agent, or Firm* — Grogan, Tuccillo & Vanderleeden, LLP

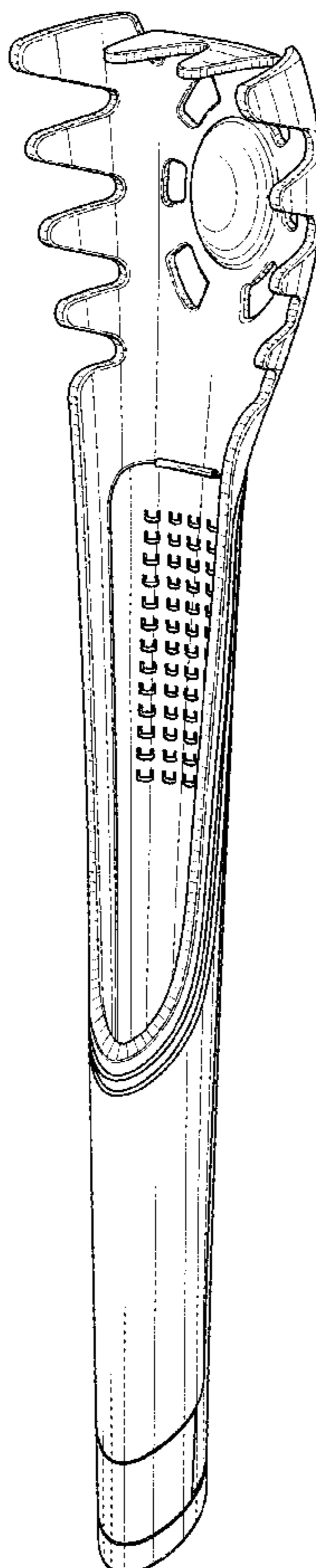
(57) **CLAIM**

The ornamental design for a pasta preparation and serving tool, as shown and described.

DESCRIPTION

FIG. 1 is a perspective view of a pasta preparation and serving tool showing a new design;
FIG. 2 is top plan view thereof;
FIG. 3 is a bottom plan view thereof;
FIG. 4 is a right side elevational view thereof;
FIG. 5 is left side elevational view thereof
FIG. 6 is a front elevational view; and,
FIG. 7 is a rear elevational view thereof.

1 Claim, 4 Drawing Sheets



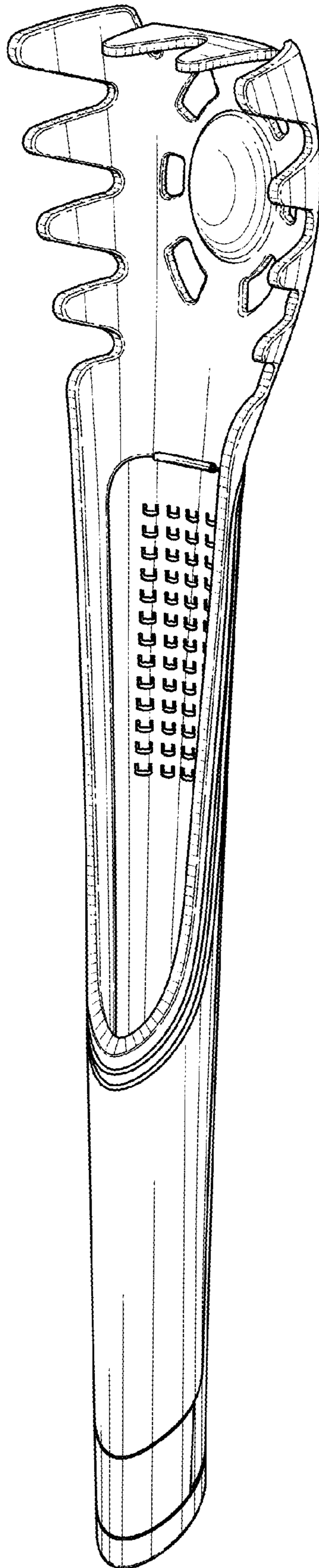


FIG. 1

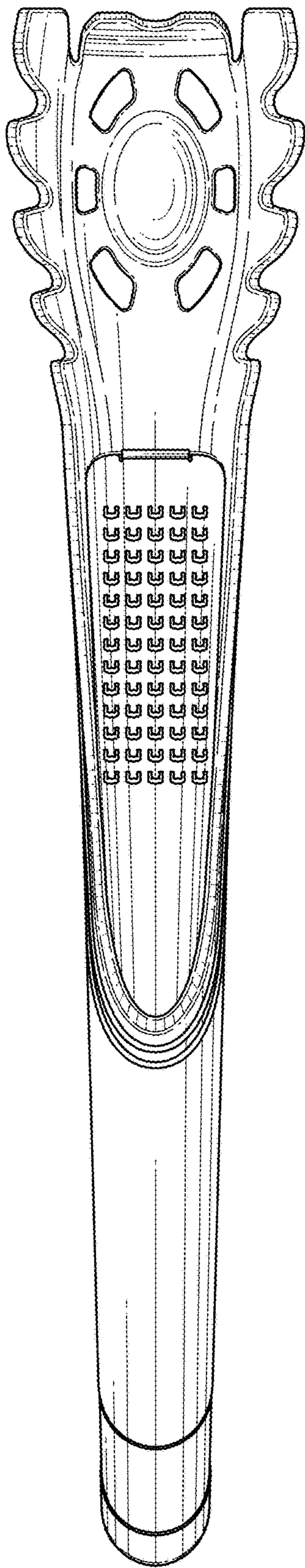


FIG. 2

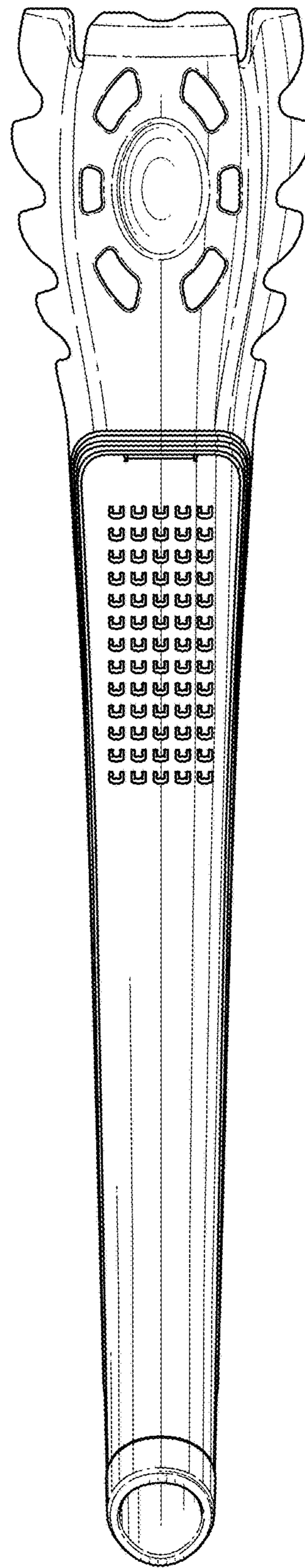


FIG. 3

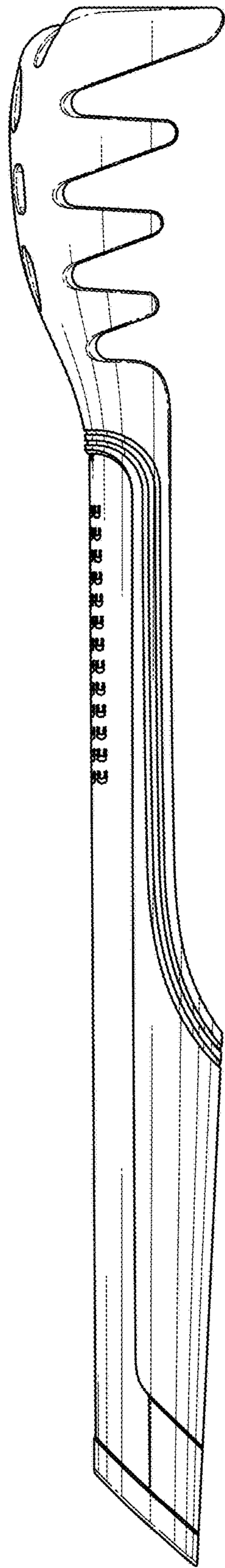


FIG. 4

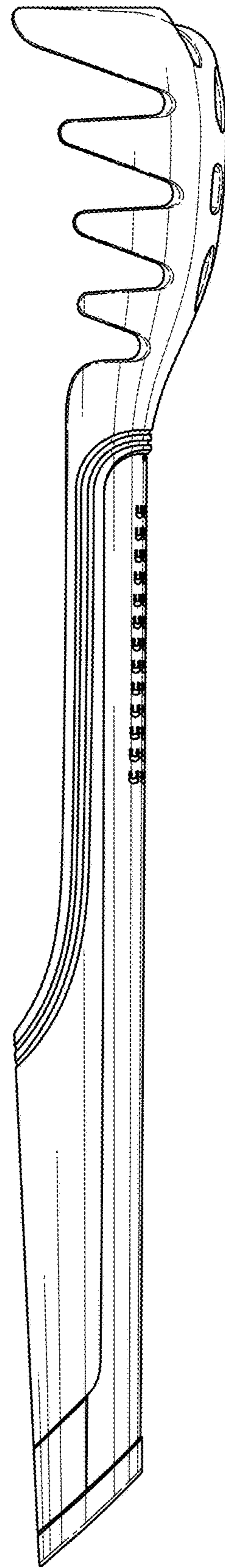


FIG. 5

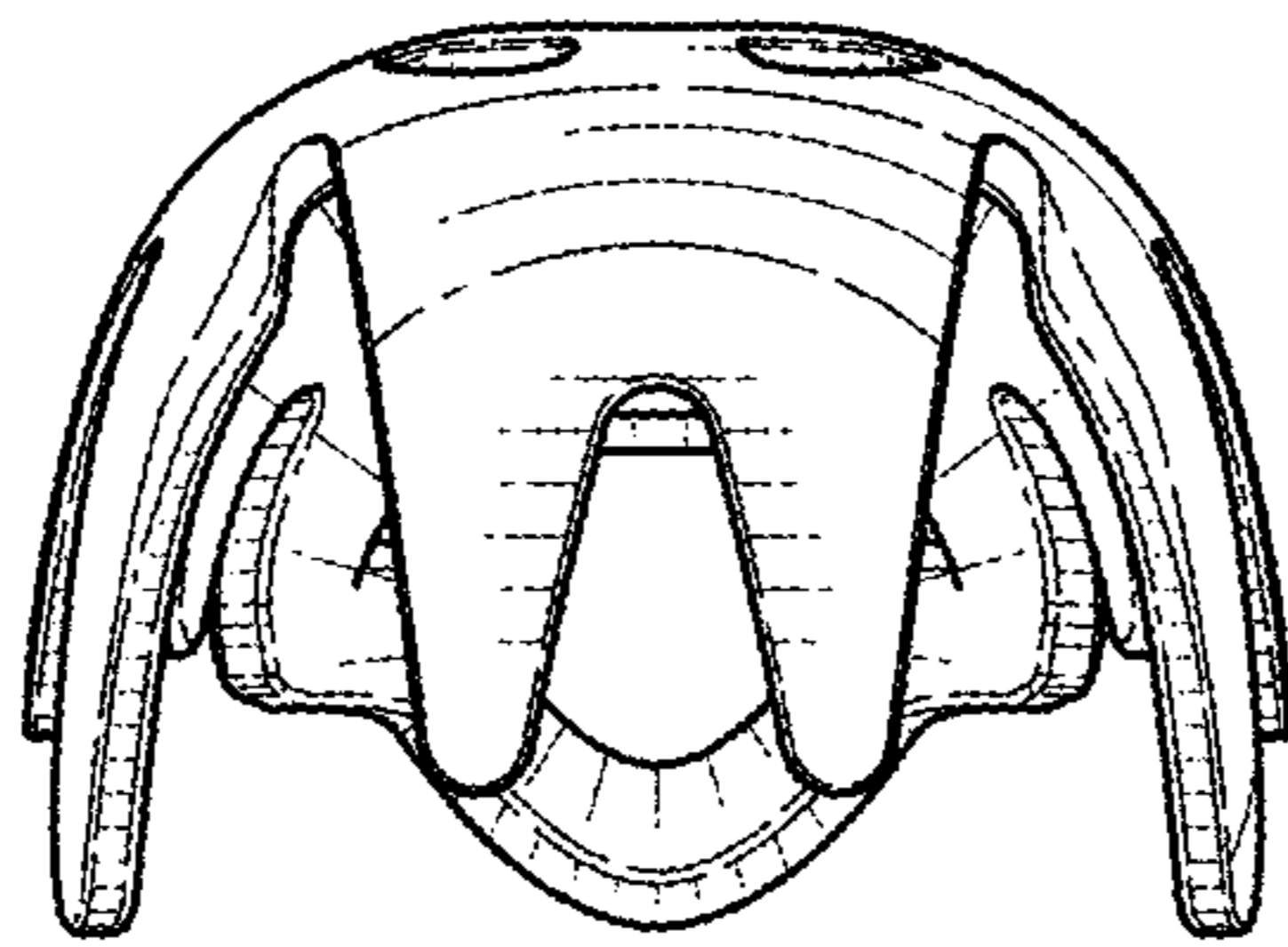


FIG. 6

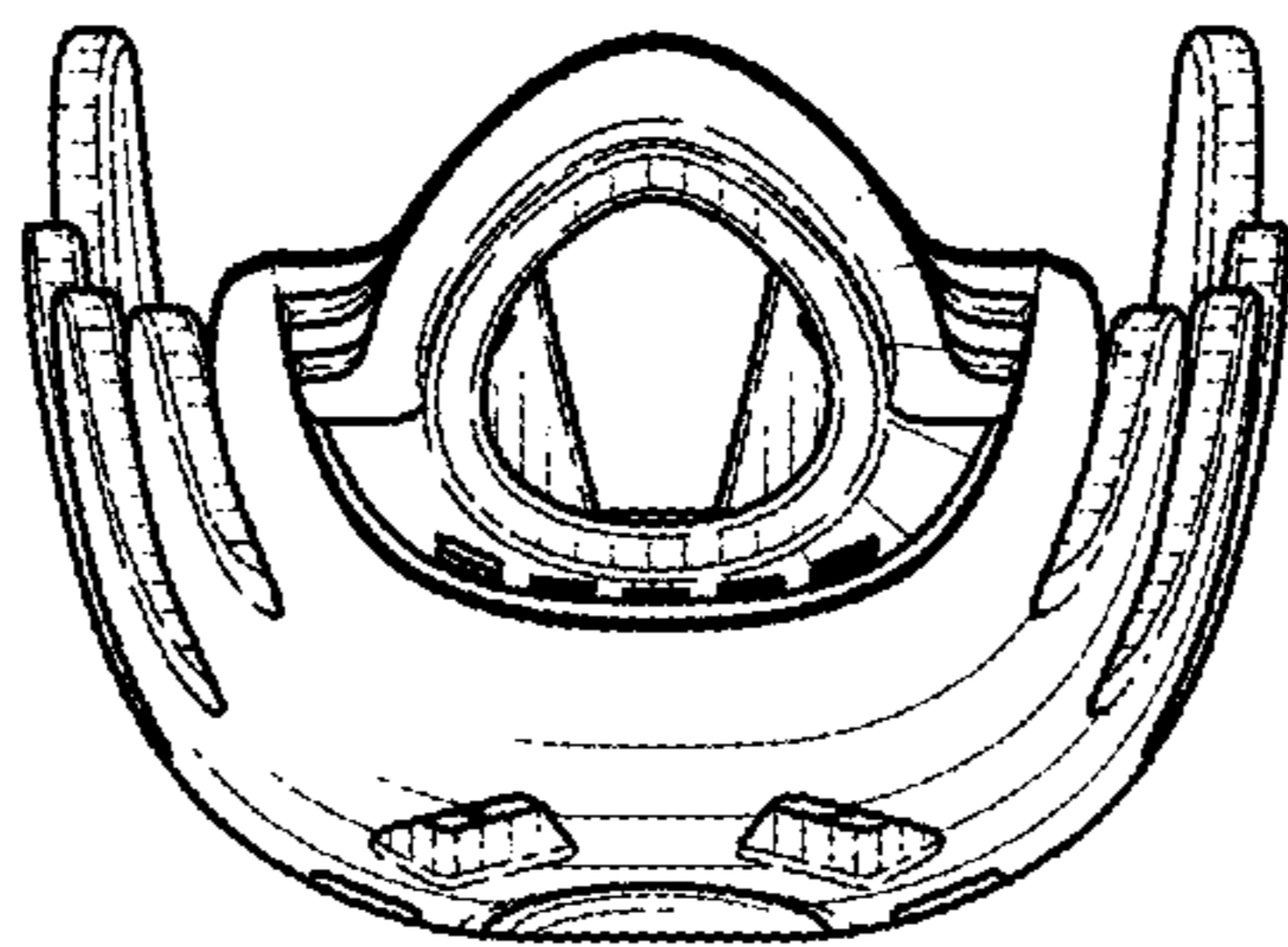


FIG. 7