



US00D808194S

(12) **United States Design Patent**
Wyborn

(10) **Patent No.:** **US D808,194 S**

(45) **Date of Patent:** **** Jan. 23, 2018**

(54) **PILLOW**

(71) Applicant: **Hyoumankind Limited**, Auckland (NZ)

(72) Inventor: **Stephanie Jane Wyborn**, Auckland (NZ)

(**) Term: **15 Years**

(21) Appl. No.: **29/557,086**

(22) Filed: **Mar. 4, 2016**

(30) **Foreign Application Priority Data**

Sep. 4, 2015 (NZ) 420625

(51) **LOC (11) Cl.** **06-09**

(52) **U.S. Cl.**
USPC **D6/601**

(58) **Field of Classification Search**

USPC D6/333, 349, 355, 375, 388, 512, 563,
D6/564, 595, 596, 601, 604, 611, 707,
D6/715, 716, 716.1; D24/183-185, 234;
D21/803, 804, 805, 809; 5/401, 420,
5/600, 630, 631, 632, 633, 635, 636, 638,
5/639, 646, 652, 652.1, 655, 703, 730;
297/1, 2, 4, 93, 180.11, 195.1, 195.11,
297/195.13, 393, 397, 452.12, 452.14,
297/452.15, 452.21, 452.24, 452.26,
297/452.48, 452.62, 482

CPC A47G 9/10; A47G 9/1009; A47G 9/1018;
A47G 9/1027; A47G 9/1036; A47G
9/1045; A47G 9/1063; A47G 9/1072;
A47G 9/1081; A47G 9/109; A47C 7/021;
A47C 27/00

See application file for complete search history.

(56) **References Cited**

U.S. PATENT DOCUMENTS

D123,573 S * 11/1940 Rideout D6/716.1
D222,349 S * 10/1971 Sorensen D6/601

D316,354 S * 4/1991 Bool D6/601
D396,981 S * 8/1998 Laidlaw 5/654
D399,694 S * 10/1998 Laidlaw D6/596
D442,006 S * 5/2001 Miller D6/601
D445,505 S * 7/2001 Shapiro D24/183
D447,805 S * 9/2001 Siegal D24/183
D463,701 S * 10/2002 Borcharding D6/601
D517,849 S * 3/2006 Akamatsu D6/601
D546,107 S * 7/2007 Babcock D6/601
D701,711 S * 4/2014 Silvas D6/601
D707,358 S * 6/2014 Mantilla D24/184
D711,675 S * 8/2014 Sato D6/349
D715,579 S * 10/2014 Scarlett D6/601
D727,645 S * 4/2015 Zink D6/333
D731,813 S * 6/2015 Durkin D6/601
D732,312 S * 6/2015 Tiffin D6/601
D754,990 S * 5/2016 Velasquez D6/601
D759,406 S * 6/2016 Peterson D6/601
D771,414 S * 11/2016 Krishtul D6/601

(Continued)

Primary Examiner — Eric L Goodman

Assistant Examiner — Sanjeev Paul

(74) *Attorney, Agent, or Firm* — Lowe Graham Jones
PLLC

(57) **CLAIM**

The ornamental design for the pillow, as shown.

DESCRIPTION

FIG. 1 is a right isometric view of the pillow showing my new design.

FIG. 2 is a front view of the pillow.

FIG. 3 is a rear view of the pillow.

FIG. 4 is a right side view of the pillow.

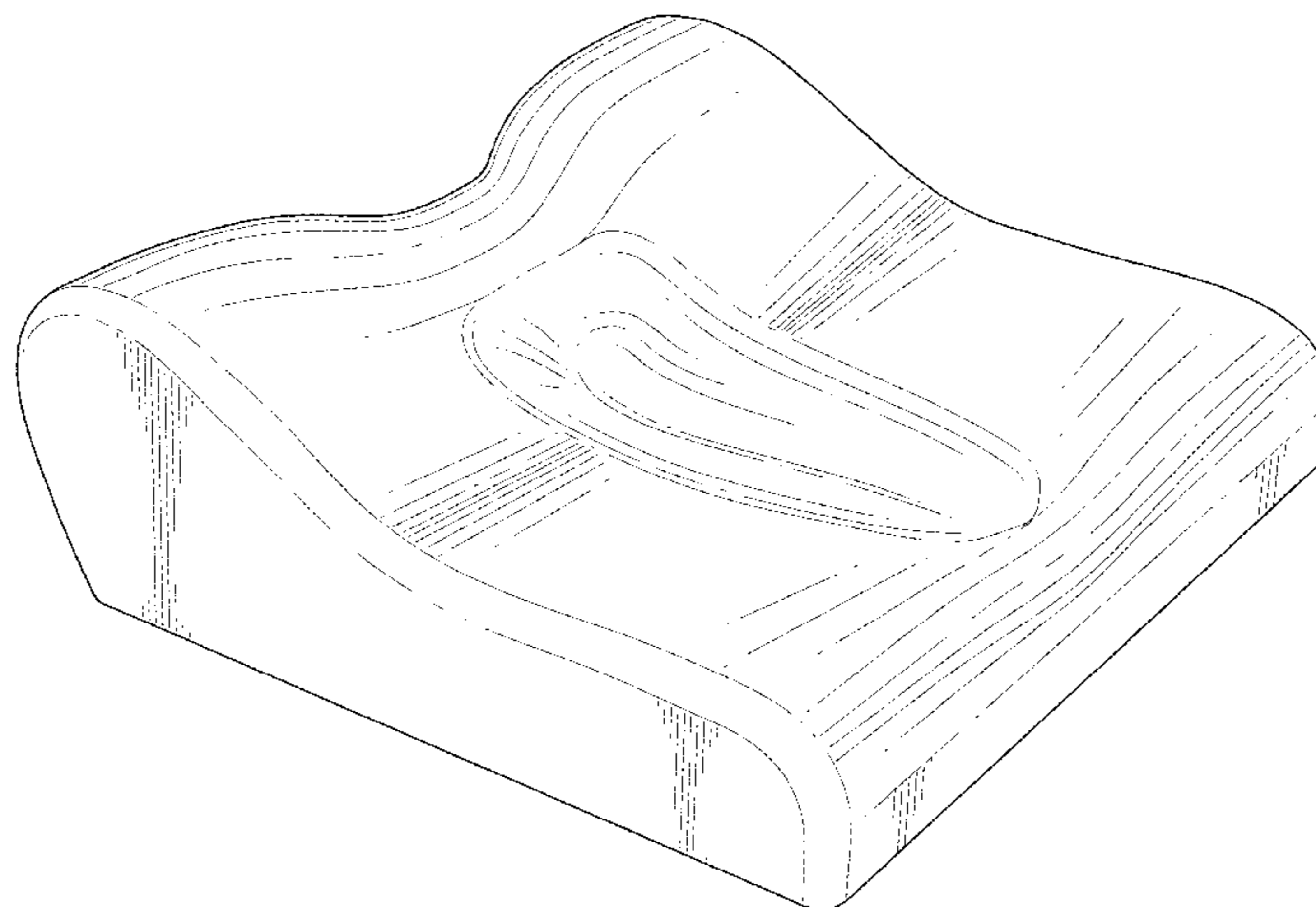
FIG. 5 is a left side view of the pillow.

FIG. 6 is a bottom view of the pillow.

FIG. 7 is a top view of the pillow; and,

FIG. 8 is a left isometric view of the pillow.

1 Claim, 8 Drawing Sheets



(56)

References Cited

U.S. PATENT DOCUMENTS

2005/0050636 A1* 3/2005 Setokawa A47G 9/1036
5/636
2008/0256711 A1* 10/2008 Wallis A47C 31/005
5/639
2011/0078860 A1* 4/2011 Sun A47G 9/10
5/640
2015/0040322 A1* 2/2015 Cheng A47G 9/1054
5/638

* cited by examiner

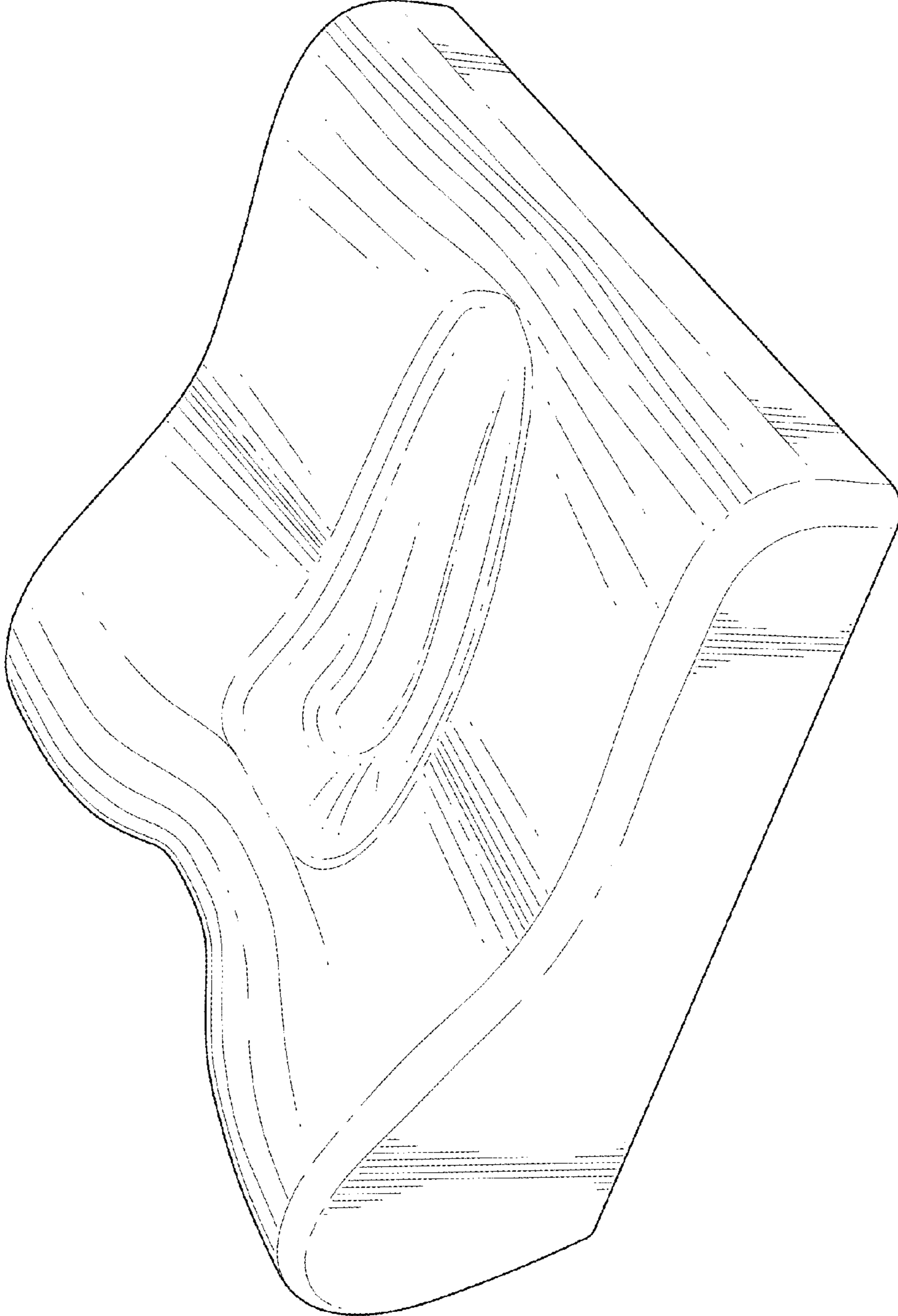


FIG. 1

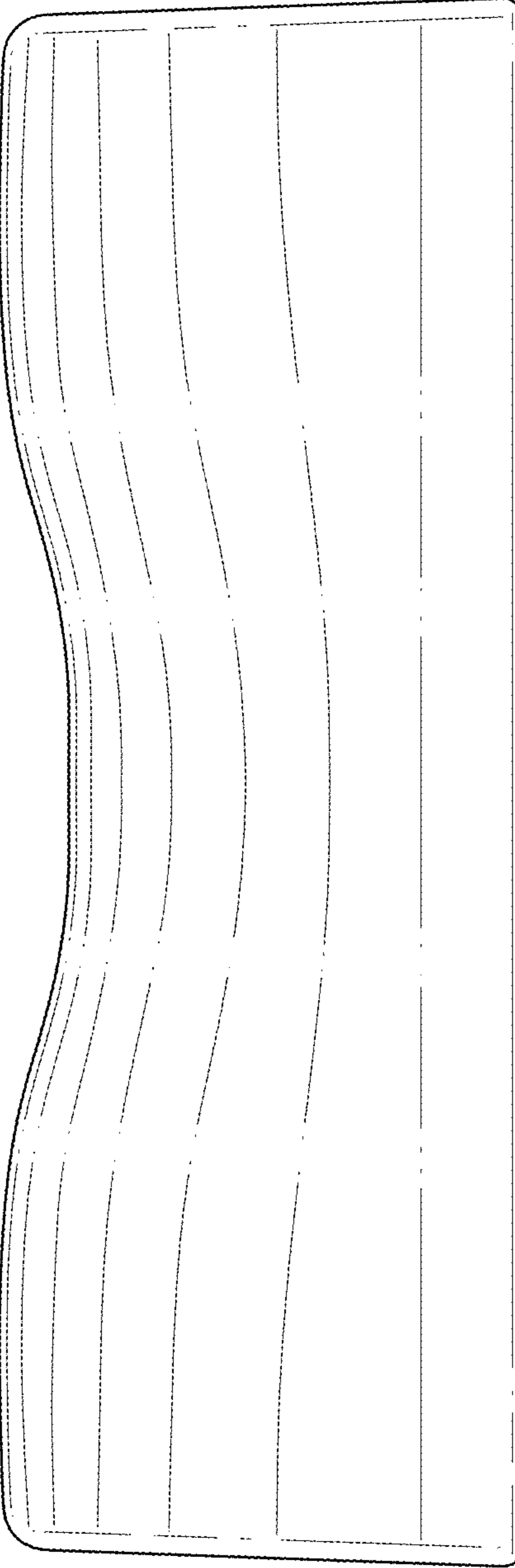


FIG. 2

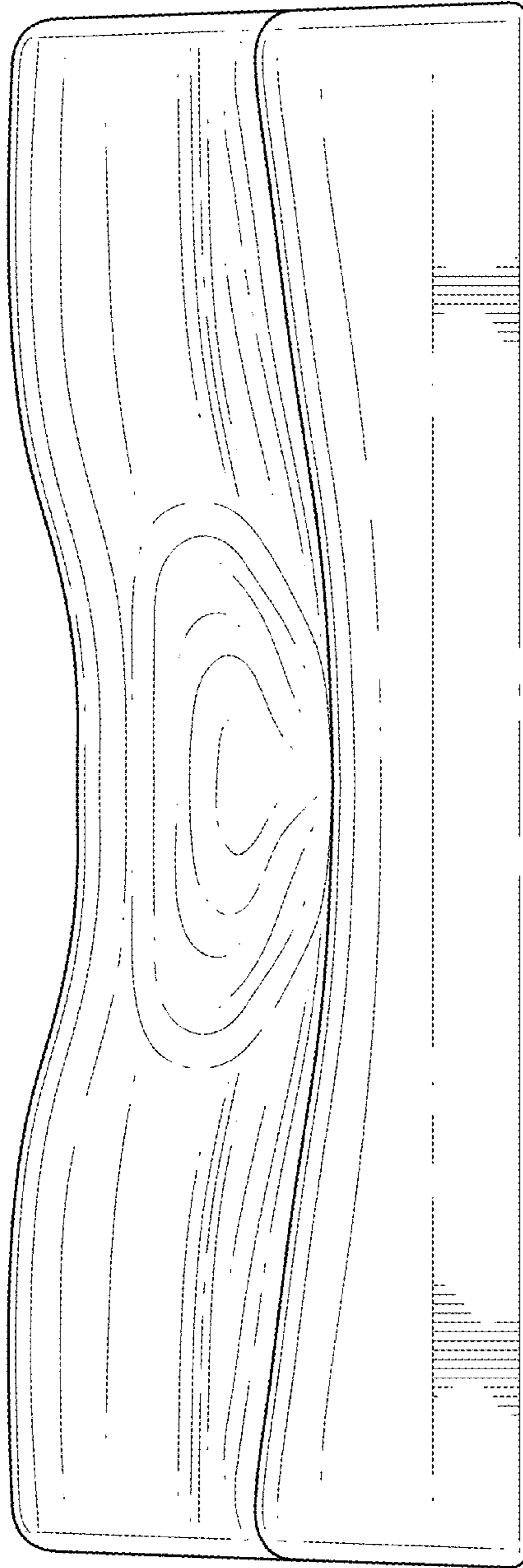


FIG. 3

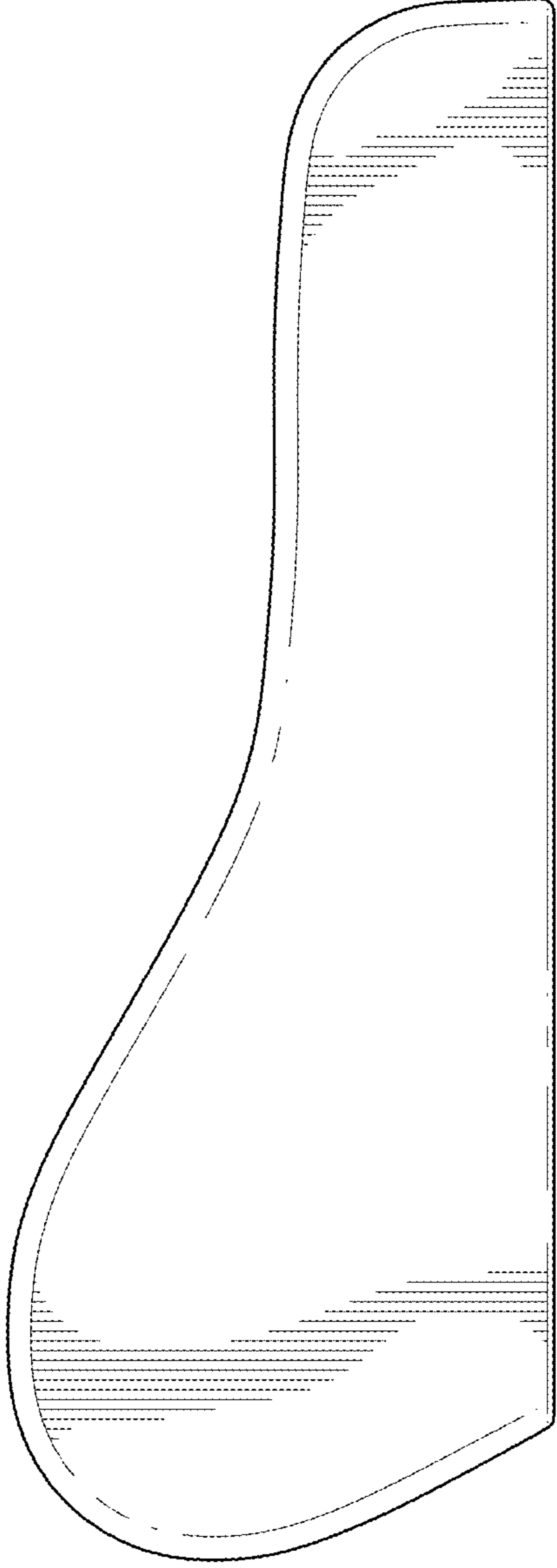


FIG. 4

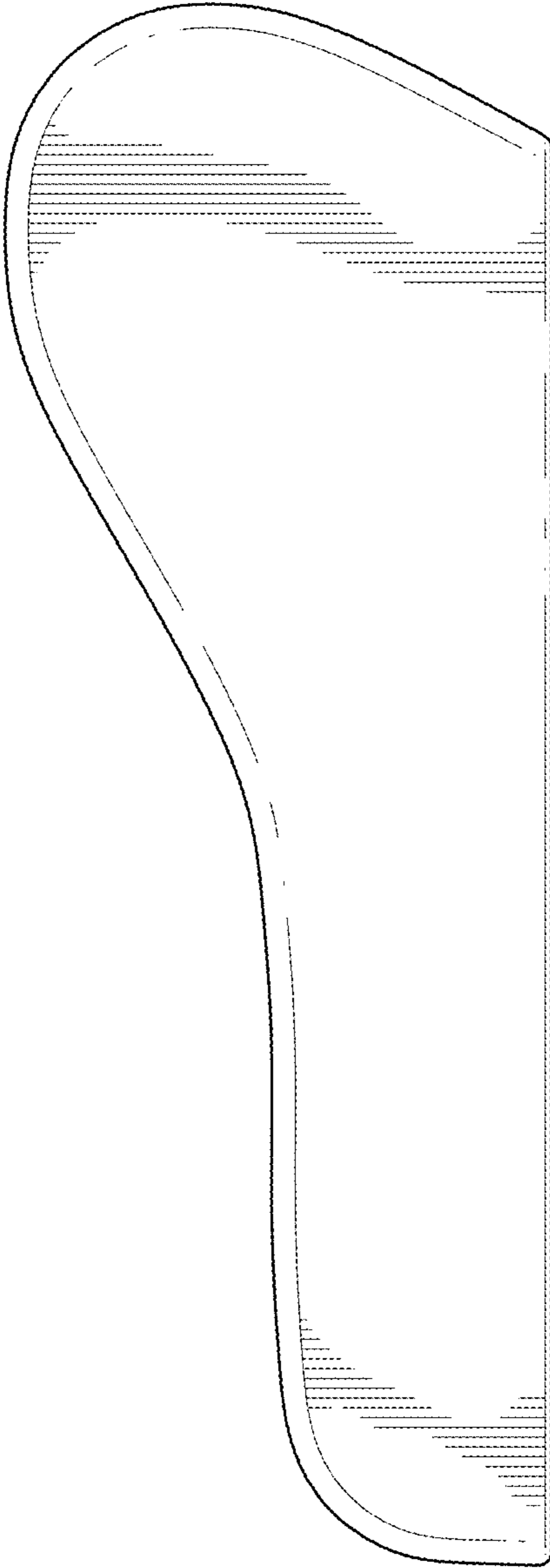


FIG. 5



FIG. 6




FIG. 7

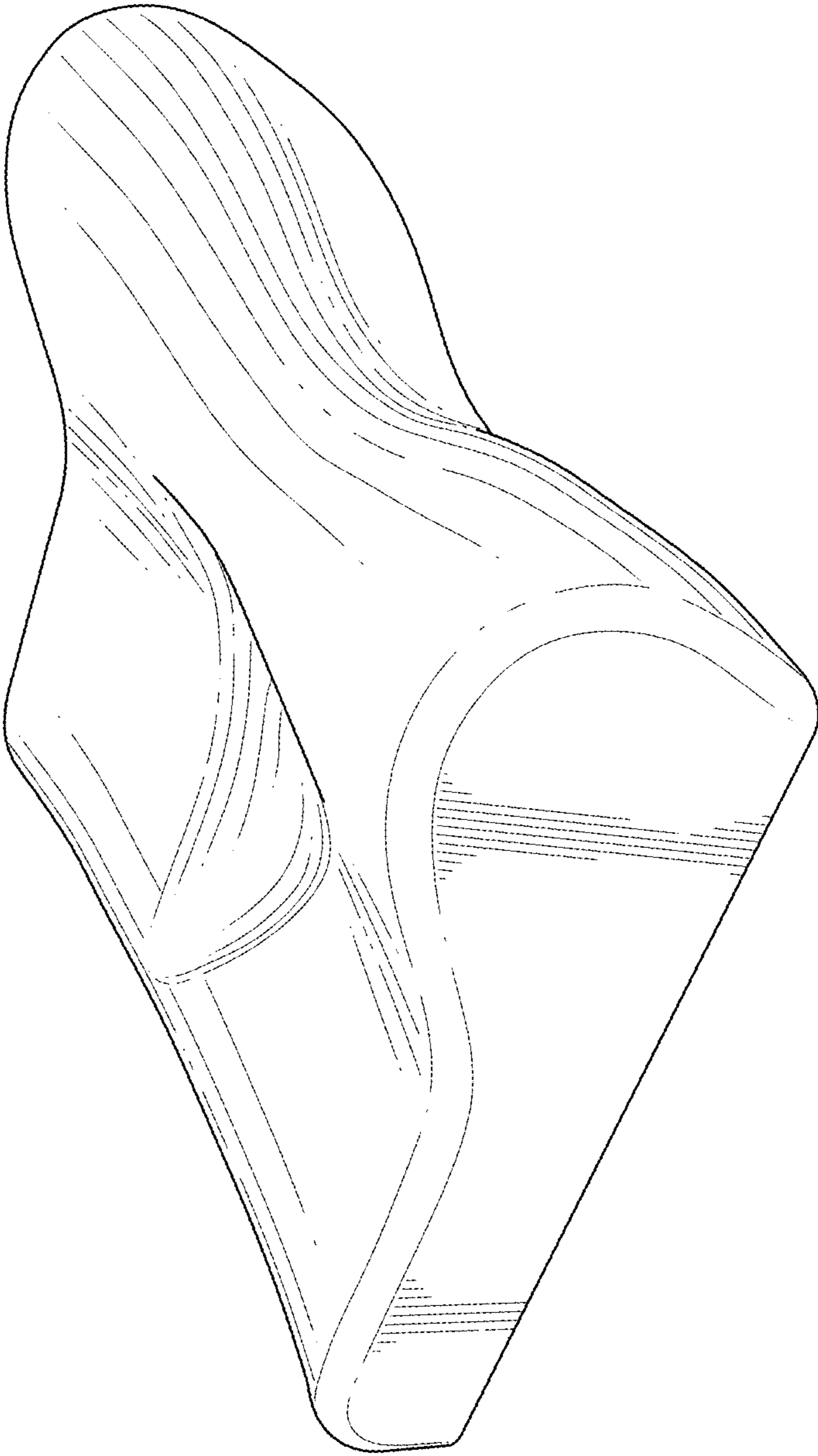


FIG. 8