



US00D808177S

(12) **United States Design Patent** (10) **Patent No.:** **US D808,177 S**
Liu (45) **Date of Patent:** **** Jan. 23, 2018**

(54) **WOVEN FABRIC**
(71) Applicant: **KAE SHENG INDUSTRIAL CO., LTD.**, Lugang Township, Changhua County (TW)
(72) Inventor: **Tsai-Chen Liu**, Lugang Township (TW)
(73) Assignee: **Kae Sheng Industrial Co., Ltd.**, Lugang Township (TW)
(**) Term: **15 Years**
(21) Appl. No.: **29/551,915**
(22) Filed: **Jan. 19, 2016**
(51) **LOC (11) Cl.** **05-05**
(52) **U.S. Cl.**
USPC **D5/47**
(58) **Field of Classification Search**
USPC ... D5/6, 7, 8, 16, 25, 32, 37, 39, 43, 47, 53, D5/56, 57, 60, 61, 62, 66, 99, 59; D19/1, D19/5; D20/27, 28; D25/138, 150, 151, D25/156
CPC B44F 3/00; B44F 7/00; D03D 3/00; D03D 9/00; D03D 15/00; D06N 7/00; D21H 5/02; D21H 27/02; D21F 1/0027
See application file for complete search history.

D88,693 S * 12/1932 Villani D5/62
D88,871 S * 1/1933 Gottesman D5/62
D94,309 S * 1/1935 Holmes D5/47
D101,645 S * 10/1936 Mehlman D19/11
D116,487 S * 9/1939 Baum D5/47
D118,126 S * 12/1939 Minoff D5/47
D118,242 S * 12/1939 Minoff D5/47
D122,871 S * 10/1940 Kates D5/47
D124,081 S * 12/1940 Schuessler D5/60
D181,147 S * 10/1957 Hoffman D5/53
D182,812 S * 5/1958 Goforth D5/53
D183,184 S * 7/1958 Shortway D5/62
D185,245 S * 5/1959 Sylvester et al. D5/53
D194,828 S * 3/1963 Ellefson D5/53
D200,620 S * 3/1965 Ellefson D5/53
4,622,254 A * 11/1986 Nishimura B29C 70/228
428/102
6,148,865 A * 11/2000 Head B29C 70/222
138/123
6,526,862 B1 * 3/2003 Lyons F41H 5/0485
2/2.5

(Continued)

Primary Examiner — Karen S Acker
(74) *Attorney, Agent, or Firm* — Alan D. Kamrath;
Kamrath IP Lawfirm, P.A.

(57) **CLAIM**

The ornamental design for a woven fabric, as shown and described.


DESCRIPTION

FIG. 1 is a perspective view of a woven fabric showing my design;
FIG. 2 is a front elevational view thereof;
FIG. 3 is a rear elevational view thereof;
FIG. 4 is a left side elevational view thereof;
FIG. 5 is a right side elevational view thereof;
FIG. 6 is a top plan view thereof; and,
FIG. 7 is a bottom plan view thereof.

1 Claim, 7 Drawing Sheets

(56) **References Cited**
U.S. PATENT DOCUMENTS

D4,519 S * 12/1870 Weeder et al. D5/60
D8,264 S * 4/1875 Bosworth D5/47
D19,093 S * 5/1889 House D5/47
D45,161 S * 1/1914 Stifel D5/60
D45,162 S * 1/1914 Stifel D5/57
1,701,630 A * 2/1929 Pullar E04B 1/54
52/515
D88,196 S * 11/1932 Willheim D5/62
D88,519 S * 12/1932 Frambach D5/62



(56)

References Cited

U.S. PATENT DOCUMENTS

7,888,274 B2 * 2/2011 Tsuji B29B 11/16
442/286
D637,008 S * 5/2011 Frost D5/4
D640,025 S * 6/2011 Wildeman D32/40
D769,629 S * 10/2016 O'Mara D5/60
2007/0281562 A1 * 12/2007 Kohlman B32B 5/04
442/32
2009/0314785 A1 * 12/2009 Cronin B29C 53/602
220/590

* cited by examiner




FIG. 1




FIG. 2




FIG. 3




FIG. 4

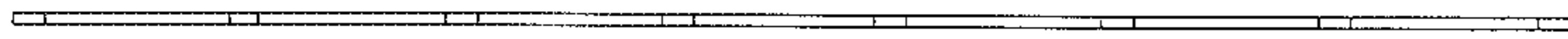


FIG. 5

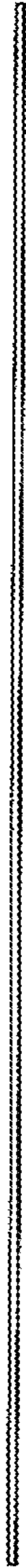


FIG. 6



FIG. 7