



US00D808166S

(12) **United States Design Patent**  
**Thompson**

(10) **Patent No.:** **US D808,166 S**

(45) **Date of Patent:** **\*\* Jan. 23, 2018**

- (54) **COLLAPSIBLE ORGANIZER**
- (71) Applicant: **First Horizon Holdings Pty Ltd**, North Narrabeen (AU)
- (72) Inventor: **Shane Thompson**, North Narrabeen (AU)
- (73) Assignee: **FIRST HORIZON HOLDINGS PTY LTD**, North Narrabeen (AU)

D615,298 S *	5/2010	Lasuik .....	D3/247
D619,806 S *	7/2010	Franks .....	D3/247
D652,215 S *	1/2012	Baas .....	D3/303
D656,317 S *	3/2012	Baas .....	D3/303
D674,594 S *	1/2013	Amorello .....	D3/221
D710,105 S *	8/2014	Hondos .....	D3/303
D715,545 S *	10/2014	McDaniel .....	D3/247
D723,799 S *	3/2015	Glass .....	D3/247
D753,915 S *	4/2016	Sugai .....	D3/247
D756,650 S *	5/2016	Sweeney .....	D3/303
D772,567 S *	11/2016	Tappeiner .....	D3/247
D772,568 S *	11/2016	Tappeiner .....	D3/247
D781,577 S *	3/2017	Hansen .....	D3/221

(\*\*) Term: **15 Years**

\* cited by examiner

(21) Appl. No.: **29/549,229**

*Primary Examiner* — Sandra Snapp

(22) Filed: **Dec. 21, 2015**

*Assistant Examiner* — Holly E Thurman

(51) **LOC (11) Cl.** ..... **03-01**

(74) *Attorney, Agent, or Firm* — Kaplan Breyer Schwarz, LLP

(52) **U.S. Cl.**  
USPC ..... **D3/299**

(58) **Field of Classification Search**  
USPC ..... D3/228, 224, 215, 221, 226, 247, 269,  
D3/299, 273, 276, 289, 293, 290, 301,  
D3/303, 318, 319; D9/702, 703, 705,  
D9/707, 709, 710, 433, 901; D14/250,  
D14/440, 447, 334, 439, 432, 300  
CPC ..... A47C 7/62; A47C 1/14  
See application file for complete search history.

(57) **CLAIM**

The ornamental design for a collapsible organizer, as shown and described.

**DESCRIPTION**

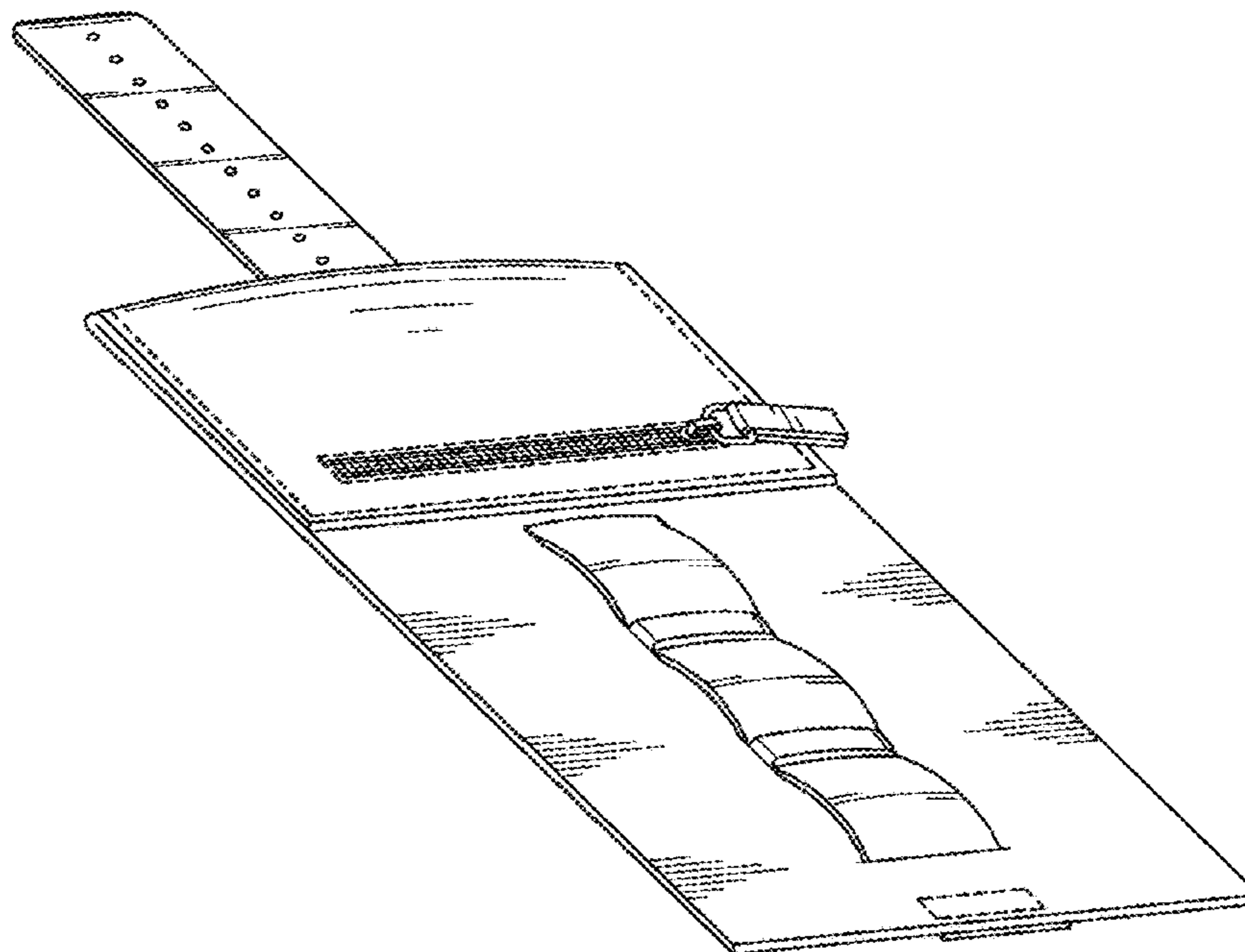
FIG. 1 is a perspective view of a collapsible organizer for storing one or more items, showing my new design;  
FIG. 2 is a top view thereof;  
FIG. 3 is a bottom view thereof;  
FIG. 4 is a front view thereof;  
FIG. 5 is a back view thereof;  
FIG. 6 is a left view thereof; and,  
FIG. 7 is a right view thereof.  
The broken lines shown in FIGS. 1-3 are stitching that form part of my claimed design.

(56) **References Cited**

U.S. PATENT DOCUMENTS

D328,974 S *	9/1992	King .....	D3/318
D376,905 S *	12/1996	Volmer .....	D3/221
D471,011 S *	3/2003	Kowalsky .....	D3/299
D476,811 S *	7/2003	Brookhouse .....	D3/206
D550,956 S *	9/2007	Kendrick .....	D3/221

**1 Claim, 4 Drawing Sheets**



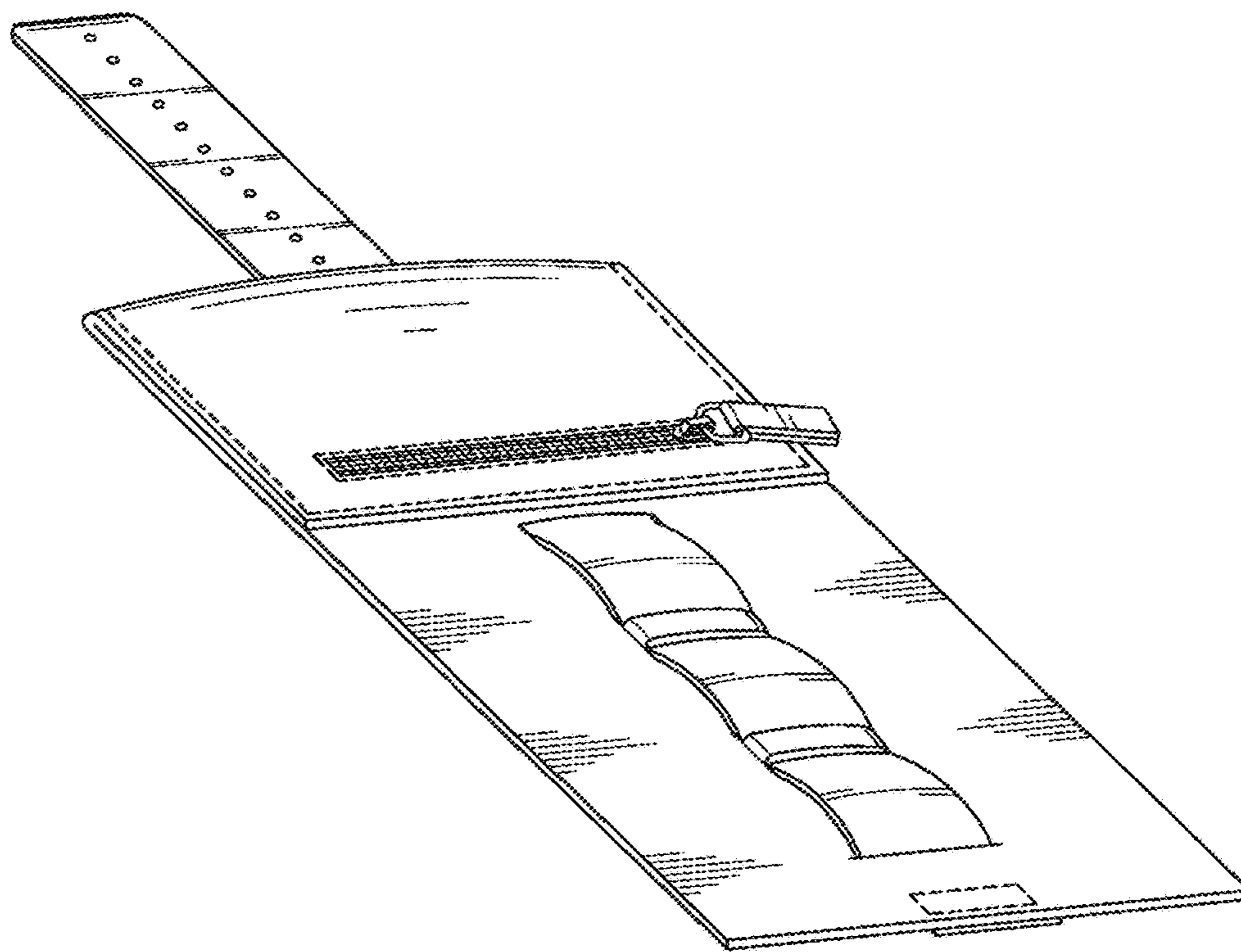


FIG. 1

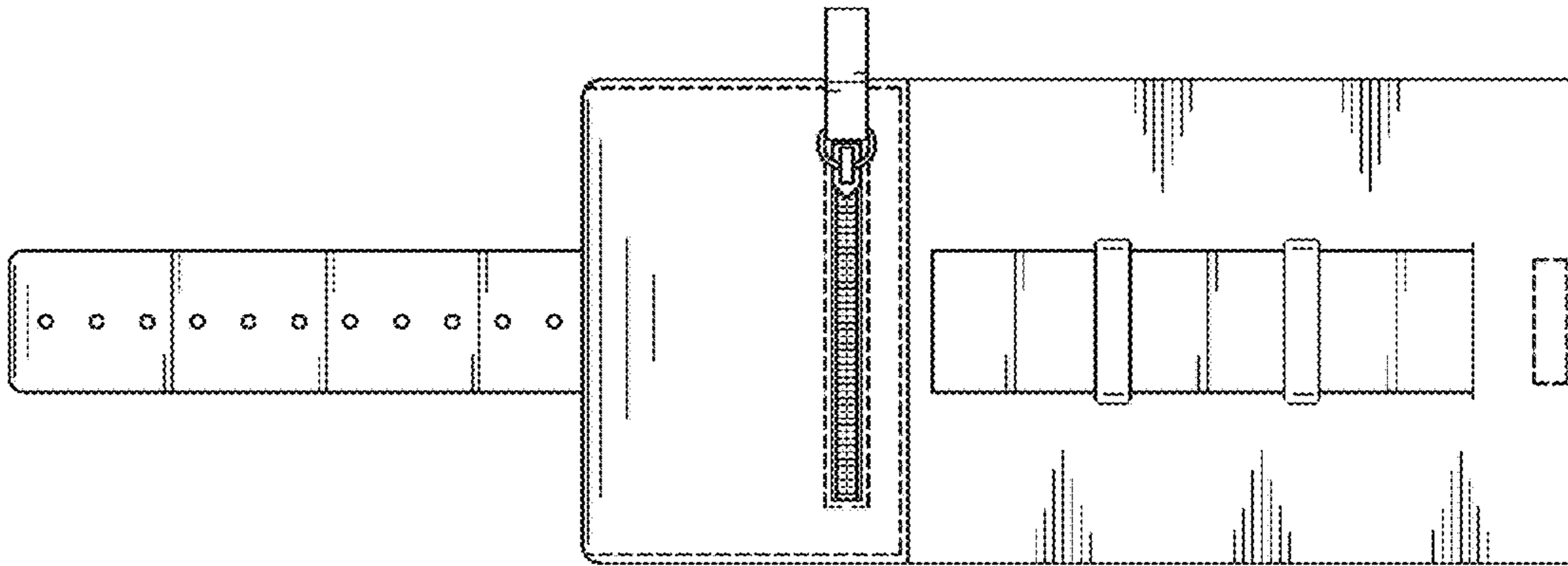


FIG. 2

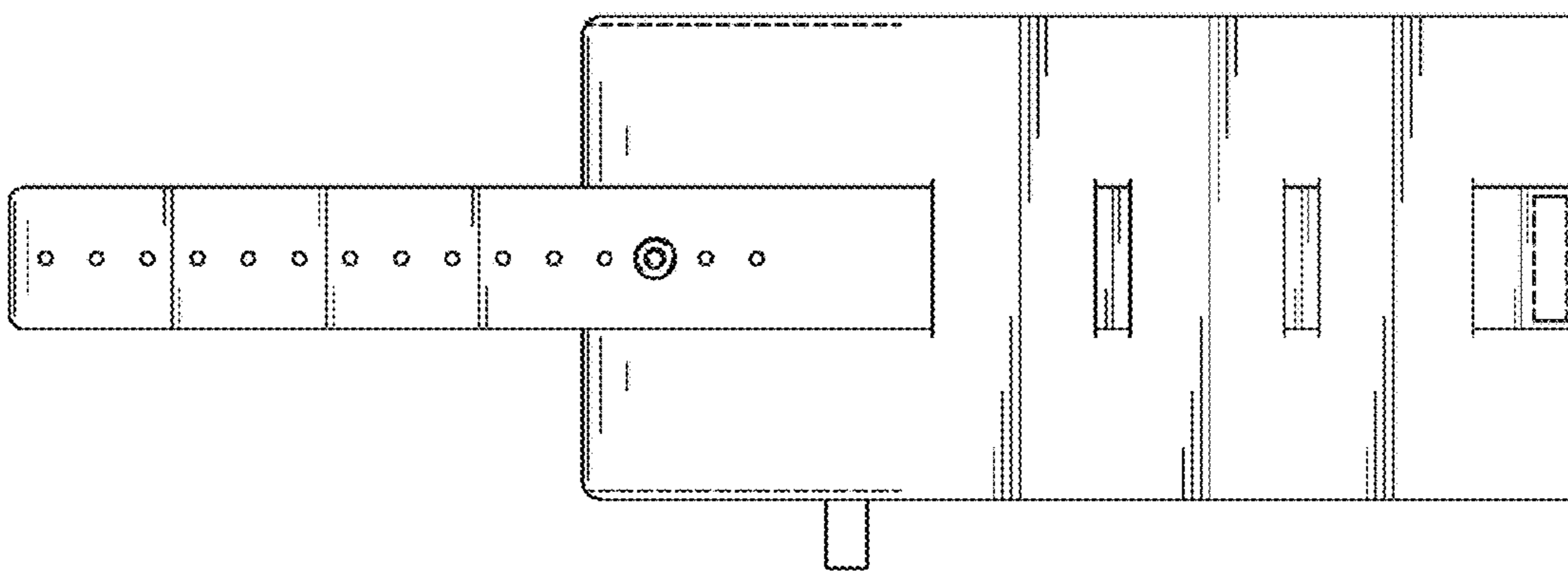


FIG. 3



FIG. 4

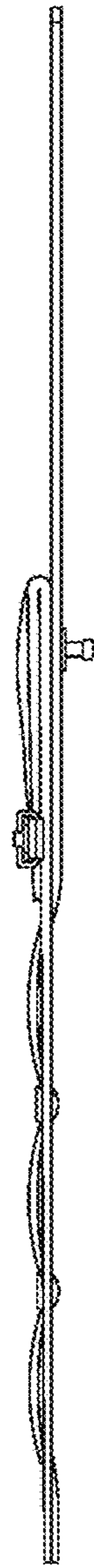


FIG. 5

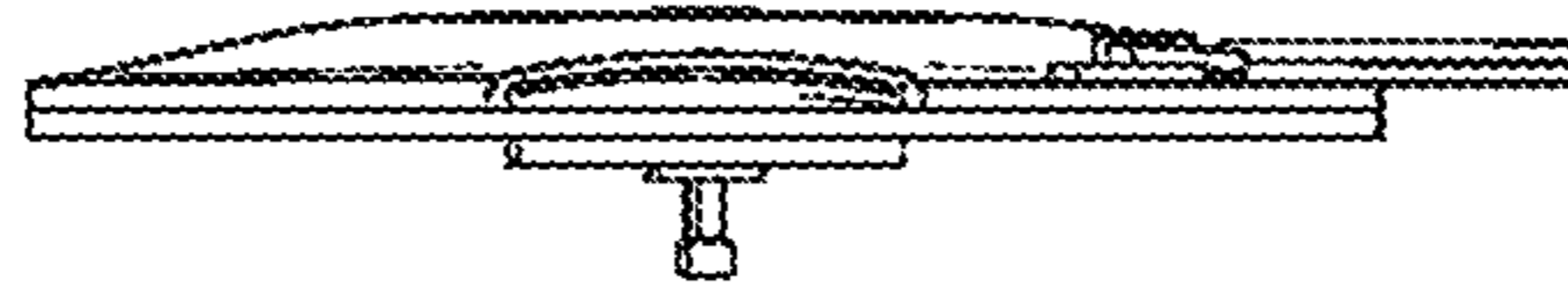


FIG. 6

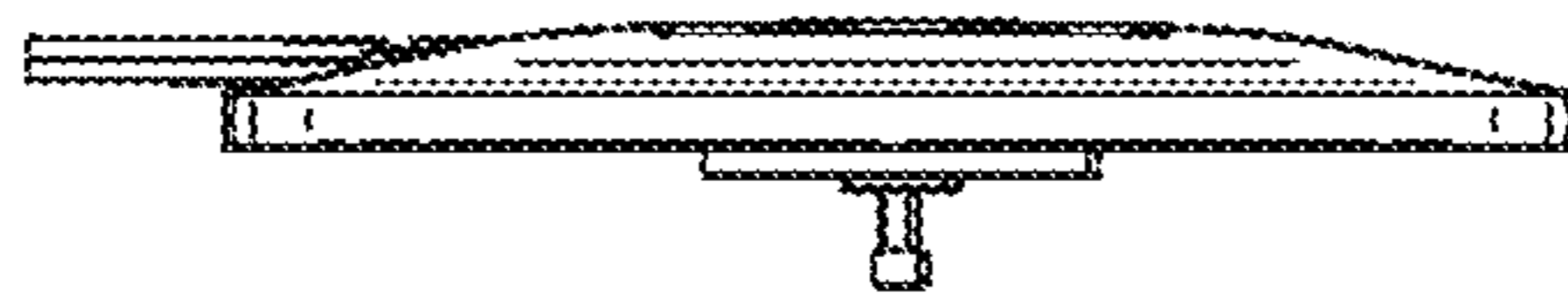


FIG. 7