



US00D808135S

(12) **United States Design Patent** (10) **Patent No.:** **US D808,135 S**
Casadei (45) **Date of Patent:** **** Jan. 23, 2018**

(54) **FOOTWEAR**

(71) Applicant: **J. Choo Limited**, London (GB)

(72) Inventor: **Alfredo Casadei**, London (GB)

(73) Assignee: **J. Choo Limited**, London (GB)

(**) Term: **15 Years**

(21) Appl. No.: **29/560,727**

(22) Filed: **Apr. 8, 2016**

(30) **Foreign Application Priority Data**

Nov. 5, 2015 (EM) 002847913-0016

(51) **LOC (11) Cl.** **02-04**

(52) **U.S. Cl.**
USPC **D2/936**

(58) **Field of Classification Search**

USPC D2/896-945

CPC A43B 21/00; A43B 21/02; A43B 21/025;

A43B 21/03; A43B 21/04; A43B 21/06;

A43B 21/08; A43B 21/18; A43B 21/20;

A43B 21/22; A43B 21/24; A43B 21/26;

A43B 21/265; A43B 21/28; A43B

21/285; A43B 21/30; A43B 21/32; A43B

21/36; A43B 21/37; A43B 21/38; A43B

21/39; A43B 21/40; A43B 21/42; A43B

21/433; A43B 21/437; A43B 21/44; A43B

21/45; A43B 21/46; A43B 21/47; A43B

21/48; A43B 21/50; A43B 21/51; A43B

21/52; A43B 21/54

See application file for complete search history.

(56) **References Cited**

U.S. PATENT DOCUMENTS

D103,594 S * 3/1937 Perugia D2/931

D104,765 S * 6/1937 Carey D2/918

D115,874 S * 7/1939 Elkin D2/933

D592,385 S 5/2009 Guers-Neyraud

D604,936 S * 12/2009 Guers-Neyraud D2/971

D605,392 S * 12/2009 Guers-Neyraud D2/971

D632,470 S * 2/2011 Guers-Neyraud D2/929

D636,163 S 4/2011 Guers-Neyraud

D636,164 S * 4/2011 Guers-Neyraud D2/971

D676,226 S * 2/2013 Wilkinson D2/930

D773,158 S * 12/2016 Slimane D2/930

* cited by examiner

Primary Examiner — Marianne Pandozzi

Assistant Examiner — Aula Soroush

(74) *Attorney, Agent, or Firm* — Fross Zelnick Lehrman & Zissu, P.C.; Lawrence E. Apolzon, Esq.

(57) **CLAIM**

The ornamental design for a footwear, as shown and described.

DESCRIPTION

FIG. 1 is a front perspective view of footwear showing my new design;

FIG. 2 is a right side elevation view thereof;

FIG. 3 is a left side elevation view thereof;

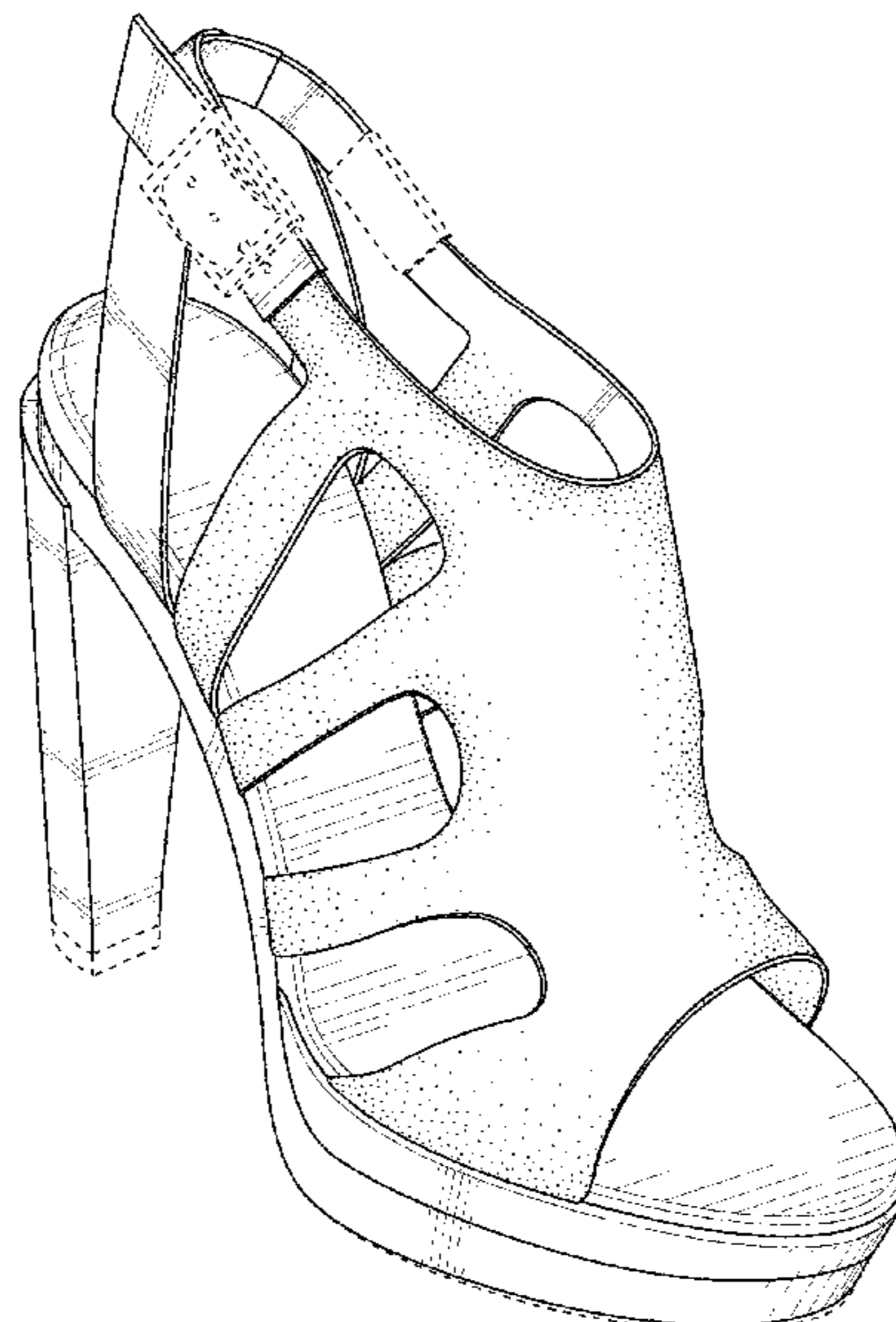
FIG. 4 is a front elevation view thereof;

FIG. 5 is a back elevation view thereof; and,

FIG. 6 is a top plan view thereof.

The stippling shown in FIGS. 1-6 indicates fabric contrast. The broken line showing of the heel, sole, platform, heel cap, portions of the footbed, buckle, buckle holes, portions of the straps, and portions of the upper in the drawings shows unclaimed subject matter.

1 Claim, 6 Drawing Sheets



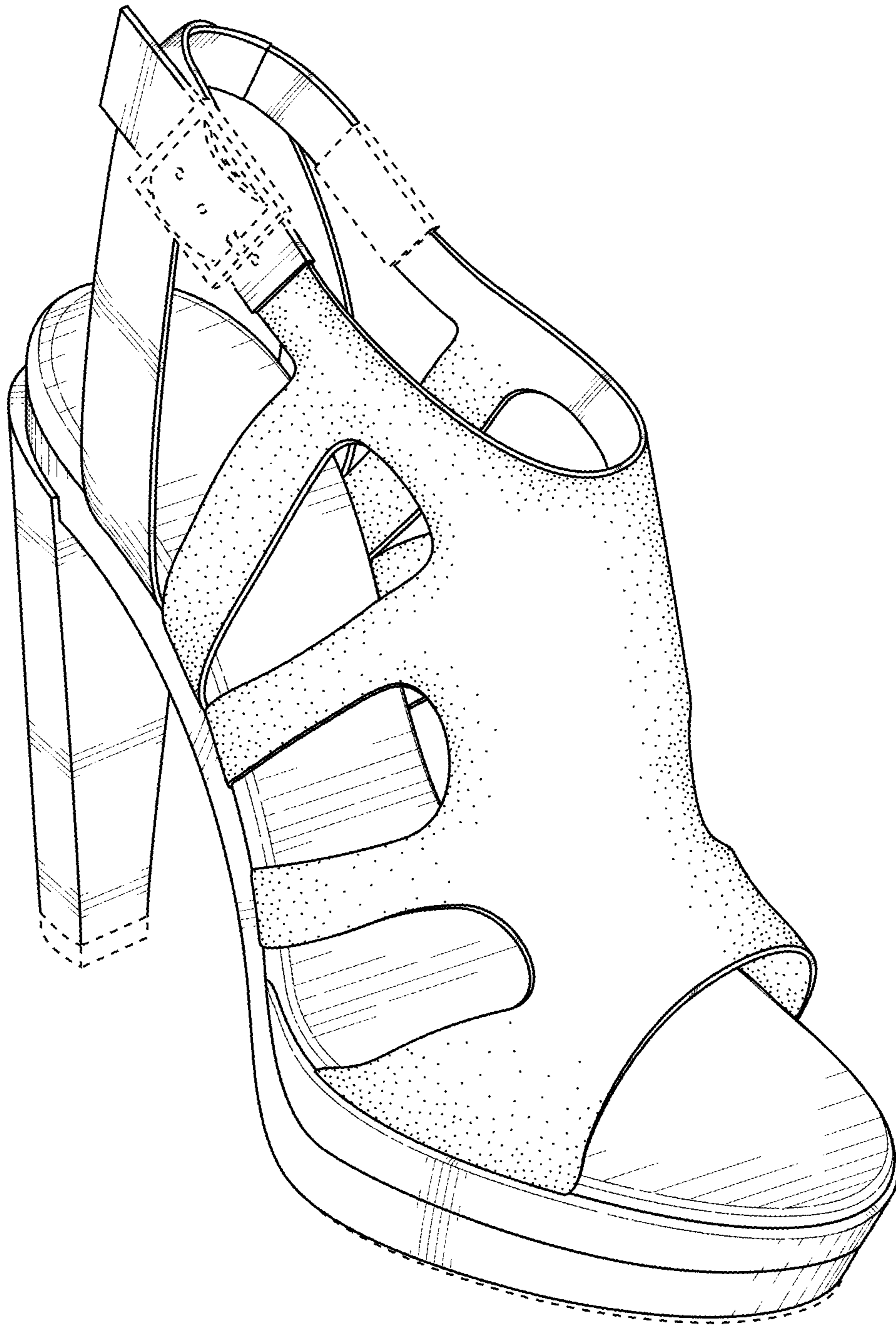


FIG. 1



FIG. 2



FIG. 3

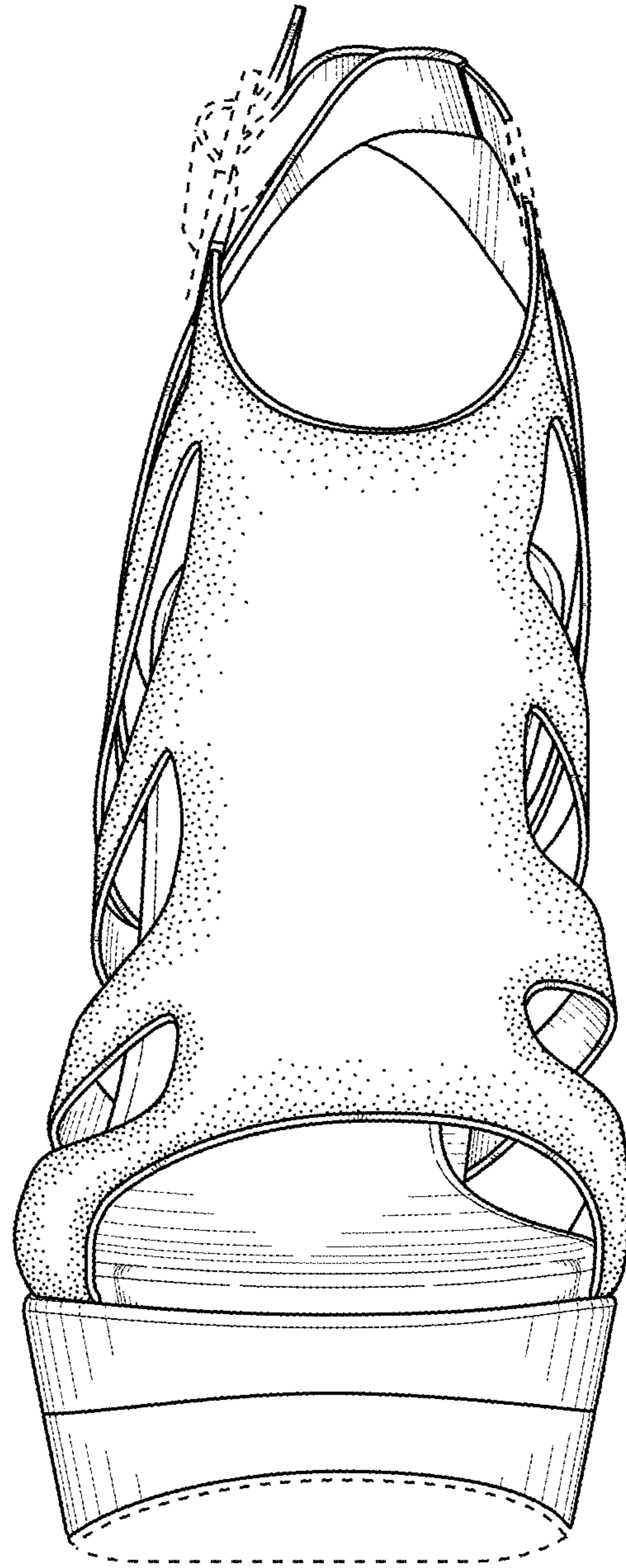


FIG. 4

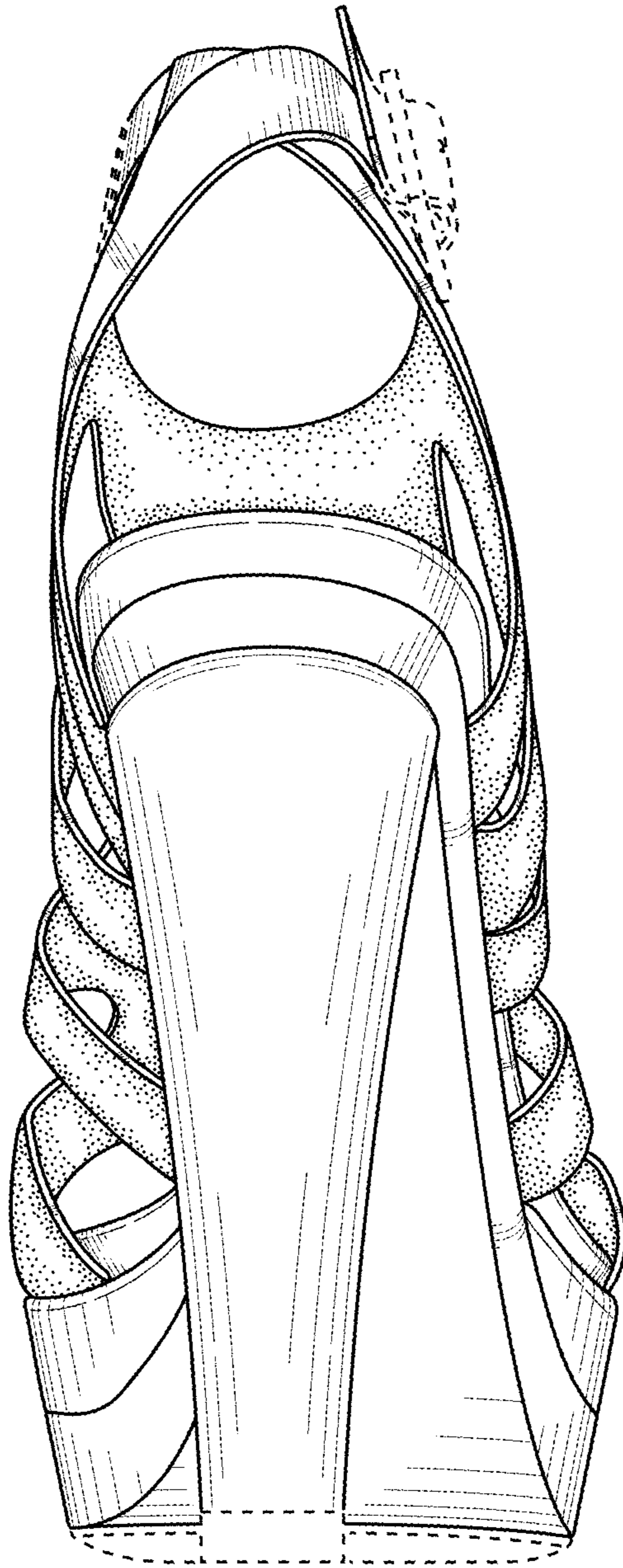


FIG. 5

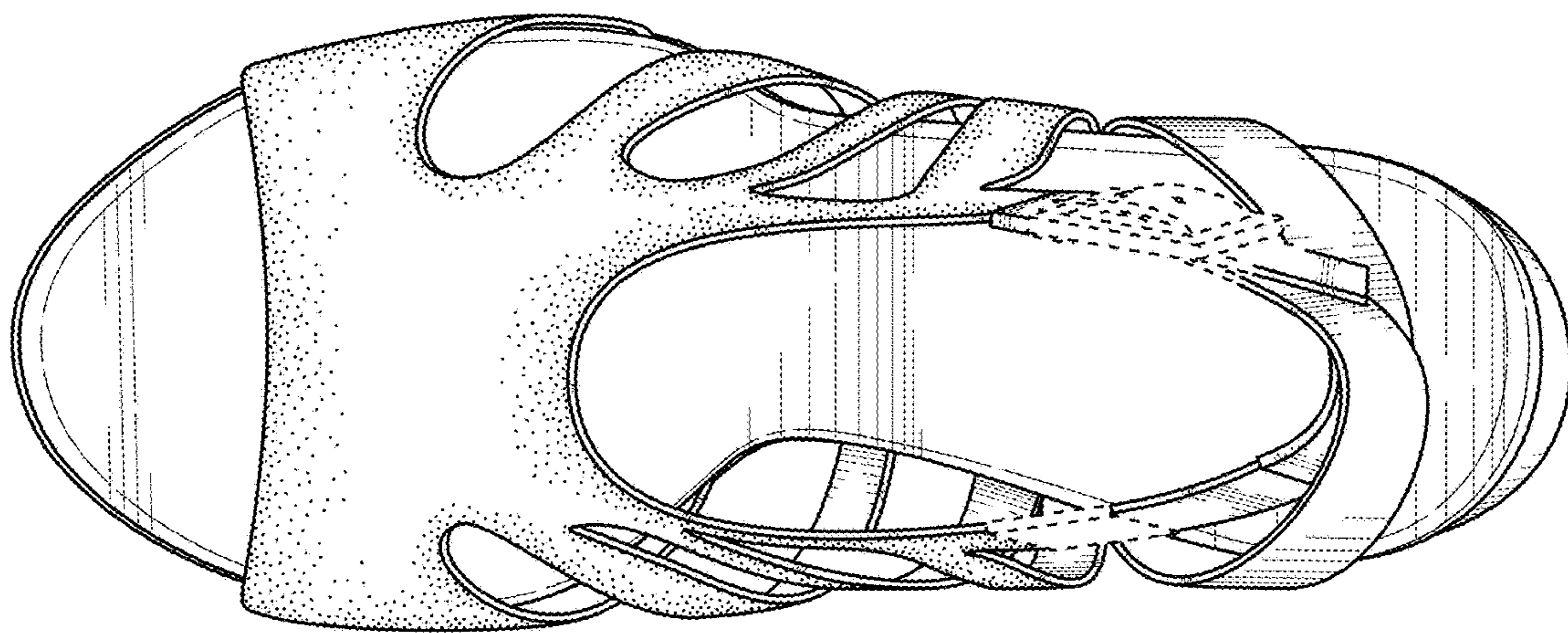


FIG. 6