



US00D808126S

(12) **United States Design Patent**  
**Moreno et al.**

(10) **Patent No.:** **US D808,126 S**  
(45) **Date of Patent:** **\*\* Jan. 23, 2018**

(54) **GARMENT**

(71) Applicant: **NIKE, Inc.**, Beaverton, OR (US)

(72) Inventors: **Adriana Moreno**, Portland, OR (US);  
**Luke A. Pezzimenti**, Portland, OR (US)

(73) Assignee: **NIKE, Inc.**, Beaverton, OR (US)

(\*\*) Term: **15 Years**

(21) Appl. No.: **29/545,791**

(22) Filed: **Nov. 16, 2015**

(51) **LOC (11) Cl.** ..... **02-02**

(52) **U.S. Cl.**  
USPC ..... **D2/828**; D2/829

(58) **Field of Classification Search**  
USPC ..... D2/700, 702, 703, 704, 705, 706-709,  
D2/713, 714, 717, 720-723, 728, 731,  
D2/737, 715, 743, 750, 793, 794,  
D2/828-830, 833, 836, 840, 847, 853;  
D3/211, 271.4; D7/606, 607, 625, 710;  
D21/631, 634, 635, 636, 643, 645, 646,  
D21/647, 804, 805; D29/100, 101.1,  
D29/101.3, 101.4; D30/145  
CPC .... A41B 1/00; A41B 1/06; A41B 1/08; A41B  
9/06; A41D 1/02; A41D 1/04; A41D  
1/18; A41D 13/0015; A41D 15/00; A41D  
15/005; A41D 3/00; A41D 3/02; A41D  
3/04; A41D 27/10  
See application file for complete search history.

(56) **References Cited**

**U.S. PATENT DOCUMENTS**

339,920 A 4/1886 Francois  
1,657,866 A 1/1928 Mooney  
D113,203 S 1/1939 Zucker et al.  
D113,204 S 1/1939 Zucker et al.  
D115,592 S 7/1939 Shapiro  
D118,524 S 1/1940 Zelinka

D139,535 S 11/1944 Bauer  
D157,696 S 3/1950 Paque  
2,669,721 A 2/1954 Koch

(Continued)

**FOREIGN PATENT DOCUMENTS**

GB 796879 A 6/1958  
WO 0011979 A1 3/2000

**OTHER PUBLICATIONS**

The Look of Winter: The 2015 Nike Tech Fleece Aeroloft Collec-  
tion: Announced Oct. 15, 2015 [online], site visited Nov. 7, 2016.  
Available from Internet URL: <http://news.nike.com/news/2015-tech-fleece-aeroloft-collection>.\*

(Continued)

*Primary Examiner* — John Windmuller

*Assistant Examiner* — Melvin L Davis

(74) *Attorney, Agent, or Firm* — Shook, Hardy & Bacon  
L.L.P.

(57) **CLAIM**

The ornamental design for a garment, as shown and  
described.

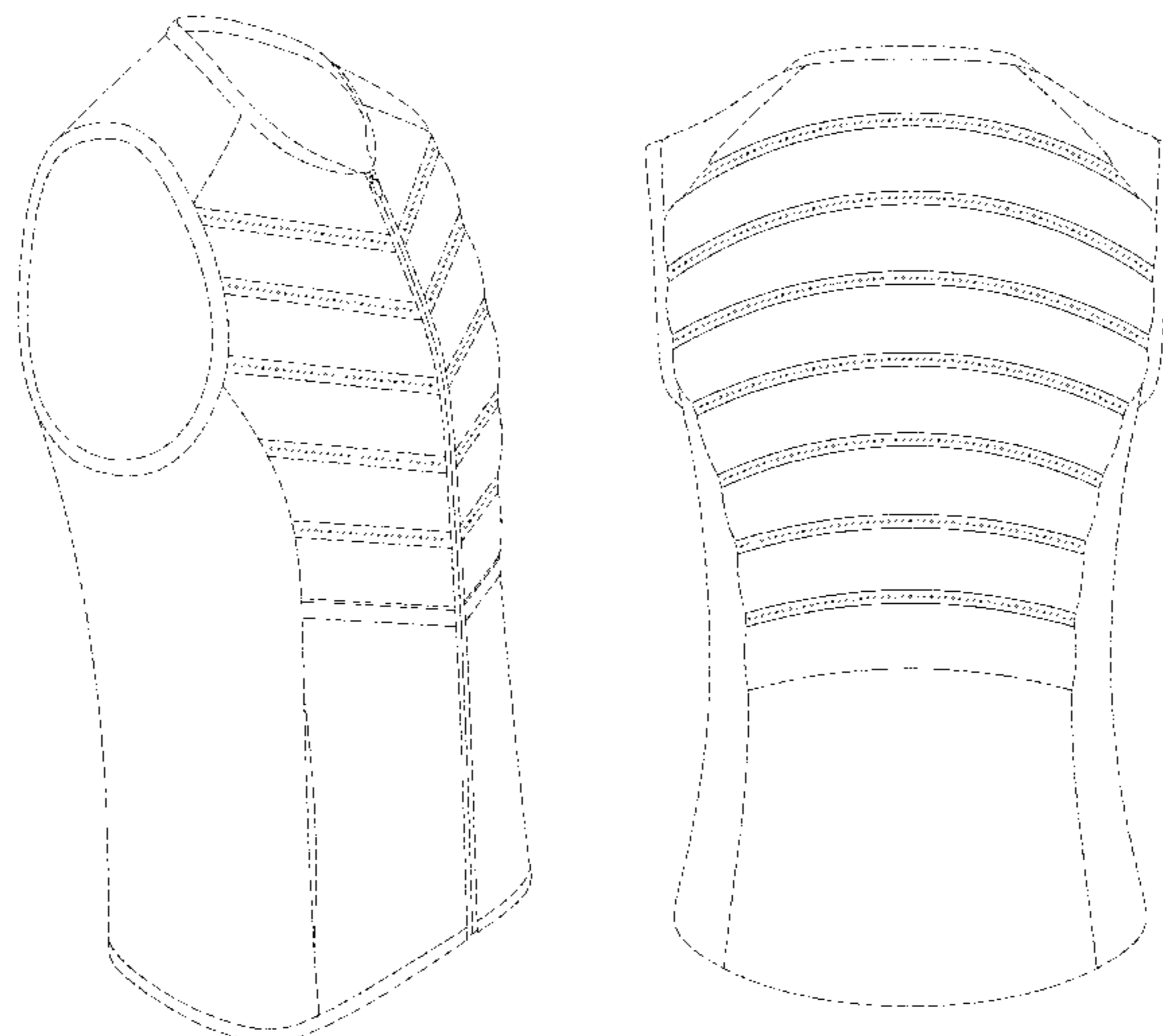
**DESCRIPTION**

FIG. 1 is a right front perspective view of a garment  
according to the present design;  
FIG. 2 is a front view thereof;  
FIG. 3 is a right side view thereof;  
FIG. 4 is a left side view thereof; and,  
FIG. 5 is a back view thereof.

The even-length broken lines shown in the drawings illus-  
trate portions of the garment forming no part of the claimed  
design.

The long-short dashed lines are boundary lines, which define  
the bounds of the claimed design. It is understood that the  
claimed design extends to these boundaries but does not  
include the boundaries.

**1 Claim, 4 Drawing Sheets**



(56)

References Cited

U.S. PATENT DOCUMENTS

D194,967 S 4/1963 Bauer  
 3,116,489 A 1/1964 Weiss  
 3,398,406 A \* 8/1968 Waterbury ..... B63C 9/087  
 2/2.5  
 3,883,914 A 5/1975 Blair et al.  
 3,988,780 A 11/1976 Armellino  
 4,084,264 A 4/1978 Marion et al.  
 4,149,272 A 4/1979 Maeshima  
 D255,056 S 5/1980 Parsons  
 4,602,387 A 7/1986 Zakrzewski  
 4,619,622 A 10/1986 McDonald et al.  
 D298,474 S 11/1988 Twede  
 5,465,424 A \* 11/1995 Cudney ..... A41D 13/0153  
 2/102  
 D367,551 S 3/1996 Chalbeck et al.  
 D374,329 S 10/1996 Wilde  
 D414,913 S 10/1999 Katz et al.  
 D478,708 S 8/2003 Miros et al.  
 6,654,963 B2 12/2003 Fayle et al.  
 D516,777 S 3/2006 Beck  
 D541,010 S 4/2007 Boucher  
 D580,632 S 11/2008 Adams  
 D618,440 S 6/2010 Parker  
 D620,231 S 7/2010 Parker  
 D622,032 S 8/2010 Lambertz  
 D622,033 S 8/2010 Lambertz  
 D622,034 S 8/2010 Lambertz  
 D622,035 S 8/2010 Lambertz  
 D625,078 S 10/2010 Scott-Curran  
 D626,725 S 11/2010 Snyder et al.  
 D631,230 S 1/2011 Ruffini  
 D633,690 S 3/2011 Tronvold  
 D633,691 S 3/2011 Tronvold  
 D637,794 S 5/2011 Gosse  
 D638,200 S 5/2011 Gorson  
 D638,201 S 5/2011 Gosse  
 D638,202 S 5/2011 Gosse  
 D639,023 S 6/2011 Iamartino et al.  
 D641,137 S 7/2011 Evans et al.  
 D642,770 S 8/2011 Bengyak  
 D643,577 S 8/2011 Bulan et al.  
 D653,430 S 2/2012 Pouches  
 D654,659 S 2/2012 Scott-Curran  
 D654,664 S 2/2012 Evans et al.  
 D656,301 S 3/2012 Randall  
 D662,282 S 6/2012 Meunier-Bouchard  
 D662,285 S 6/2012 Rushworth  
 D675,400 S 2/2013 Mertes  
 D679,072 S 4/2013 Abbevik et al.  
 D685,158 S 7/2013 Lambertz  
 D685,159 S 7/2013 Lambertz  
 D685,160 S 7/2013 Savage  
 D689,262 S 9/2013 Passman  
 D689,263 S 9/2013 Passman  
 D693,095 S 11/2013 Grant  
 D695,491 S 12/2013 Hawkins et al.  
 D698,123 S 1/2014 Yu et al.  
 D698,525 S 2/2014 Roberts et al.  
 D698,526 S 2/2014 Roberts et al.  
 D698,528 S 2/2014 Roberts et al.  
 D702,419 S \* 4/2014 Mertes ..... D2/828  
 D702,920 S 4/2014 Chaney  
 D703,922 S \* 5/2014 Roberts ..... D2/829  
 D707,423 S 6/2014 Pezzimenti  
 D707,424 S 6/2014 Pezzimenti  
 D710,573 S \* 8/2014 Pezzimenti ..... D2/829  
 D713,128 S 9/2014 Pezzimenti et al.  
 D713,620 S \* 9/2014 Pezzimenti ..... D2/828  
 D713,621 S \* 9/2014 Pezzimenti ..... D2/828  
 D714,022 S \* 9/2014 Mong ..... D2/828  
 D714,526 S 10/2014 Ingram  
 D746,548 S \* 1/2016 Ingram ..... D2/828  
 D752,846 S \* 4/2016 Pezzimenti ..... D2/829

D772,534 S \* 11/2016 Borovicka ..... D2/731  
 2004/0153012 A1 8/2004 Schroeder  
 2013/0276201 A1 10/2013 Pezzimenti

OTHER PUBLICATIONS

Design U.S. Appl. No. 29/545,772, filed Nov. 16, 2015, Jeff Ingram, Inventor.  
 Design U.S. Appl. No. 29/545,769, filed Nov. 16, 2015, Rob Darmour, Inventor.  
 Design U.S. Appl. No. 29/545,771, filed Nov. 16, 2015, Jeff Ingram, Inventor.  
 Design U.S. Appl. No. 29/545,775, filed Nov. 16, 2015, Rob Darmour, Inventor.  
 Design U.S. Appl. No. 29/545,777, filed Nov. 16, 2015, Rob Darmour, Inventor.  
 Design U.S. Appl. No. 29/545,773, filed Nov. 16, 2015, Jeff Ingram, Inventor.  
 Design U.S. Appl. No. 29/545,791, filed Nov. 16, 2015, Adriana Moreno, Inventor.  
 Design U.S. Appl. No. 29/545,742, filed Nov. 16, 2015, Jeff Ingram, Inventor.  
 Design U.S. Appl. No. 29/545,743, filed Nov. 16, 2015, Jeff Ingram, Inventor.  
 Design U.S. Appl. No. 29/545,744, filed Nov. 16, 2015, Jeff Ingram, Inventor.  
 Design U.S. Appl. No. 29/545,746, filed Nov. 16, 2015, Jeff Ingram, Inventor.  
 Design U.S. Appl. No. 29/545,748, filed Nov. 16, 2015, Jeff Ingram, Inventor.  
 Design U.S. Appl. No. 29/545,739, filed Nov. 16, 2015, Jeff Ingram, Inventor.  
 Design U.S. Appl. No. 29/528,454, filed May 28, 2015, Jeff Ingram, Inventor.  
 Design U.S. Appl. No. 29/528,457, filed May 28, 2015, Jeff Ingram, Inventor.  
 Design U.S. Appl. No. 29/545,818, filed Nov. 16, 2015, Shelia Van Sisseran, Inventor.  
 Design U.S. Appl. No. 29/528,462, filed May 28, 2015, Jeff Ingram, Inventor.  
 Design U.S. Appl. No. 29/528,467, filed May 28, 2015, Jeff Ingram, Inventor.  
 Design U.S. Appl. No. 29/528,453, filed May 28, 2015, Jeff Ingram, Inventor.  
 Design U.S. Appl. No. 29/528,458, filed May 28, 2015, Jeff Ingram, Inventor.  
 Design U.S. Appl. No. 29/541,954, filed Oct. 9, 2015, Shelia Van Sisseran, Inventor.  
 Design U.S. Appl. No. 29/541,962, filed Oct. 9, 2015, Shelia Van Sisseran, Inventor.  
 Design U.S. Appl. No. 29/541,972, filed Oct. 9, 2015, Shelia Van Sisseran, Inventor.  
 Design U.S. Appl. No. 29/541,978, filed Oct. 9, 2015, Shelia Van Sisseran, Inventor.  
 Design U.S. Appl. No. 29/541,952, filed Oct. 9, 2015, Shelia Van Sisseran, Inventor.  
 Design U.S. Appl. No. 29/541,970, filed Oct. 9, 2015, Shelia Van Sisseran, Inventor.  
 Design U.S. Appl. No. 29/541,973, filed Oct. 9, 2015, Shelia Van Sisseran, Inventor.  
 Design U.S. Appl. No. 29/541,977, filed Oct. 9, 2015, Shelia Van Sisseran, Inventor.  
 Design U.S. Appl. No. 29/541,983, filed Oct. 9, 2015, Shelia Van Sisseran, Inventor.  
 Design U.S. Appl. No. 29/545,811, filed Nov. 16, 2015, Shelia Van Sisseran, Inventor.  
 Design U.S. Appl. No. 29/545,813, filed Nov. 16, 2015, Shelia Van Sisseran, Inventor.  
 Design U.S. Appl. No. 29/545,809, filed Nov. 16, 2015, Shelia Van Sisseran, Inventor.

\* cited by examiner

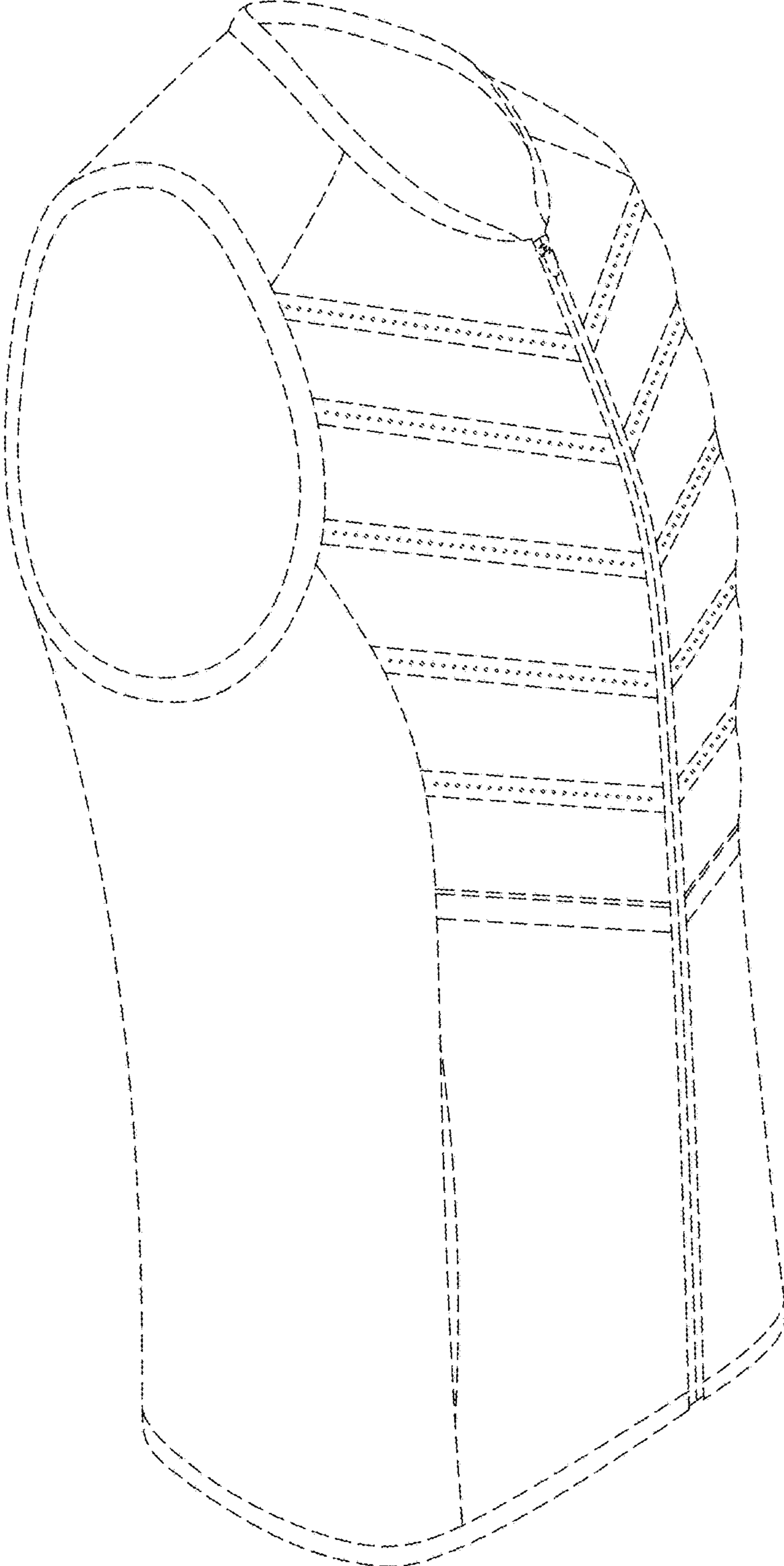


FIG. 1

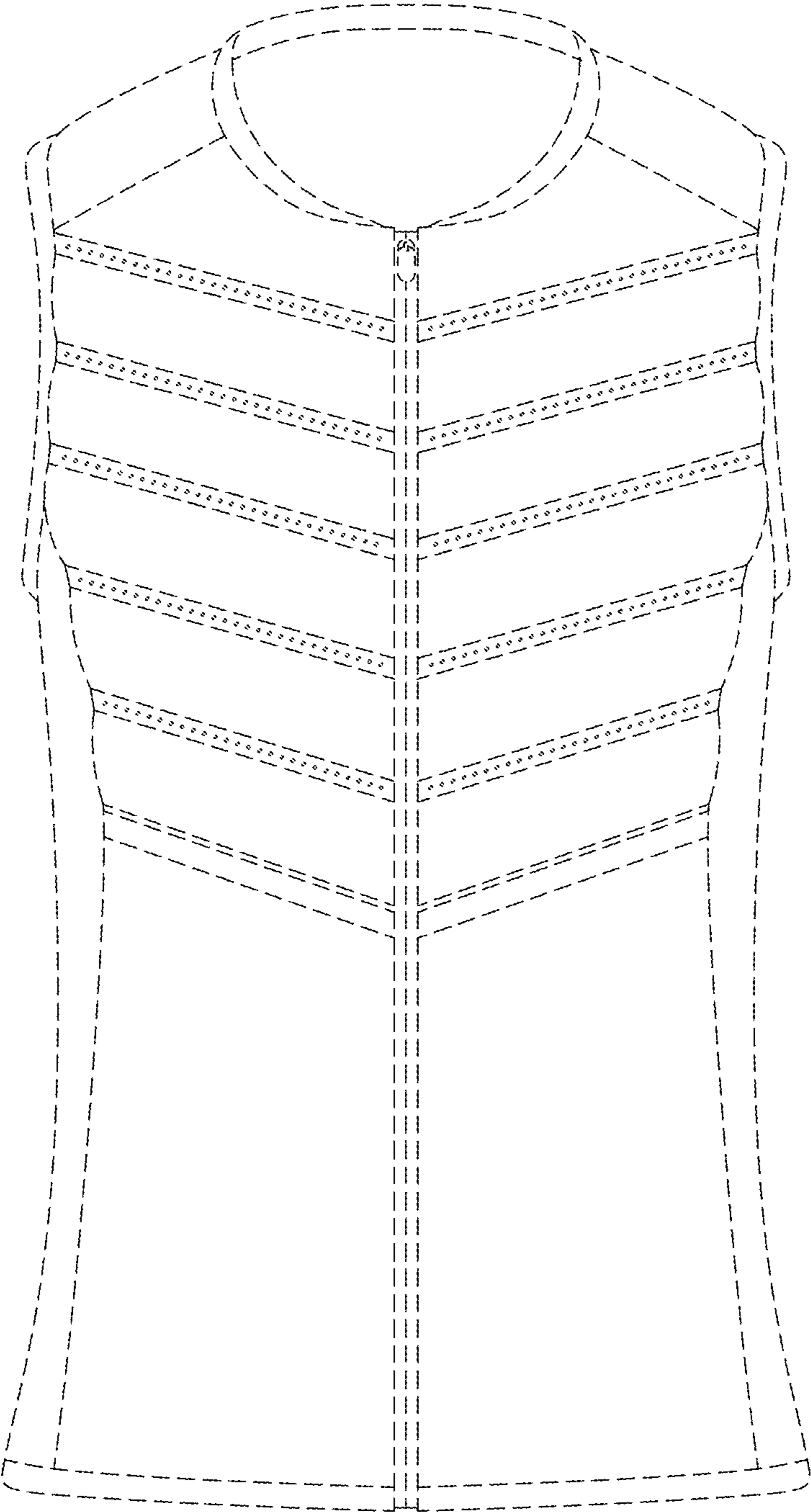


FIG. 2

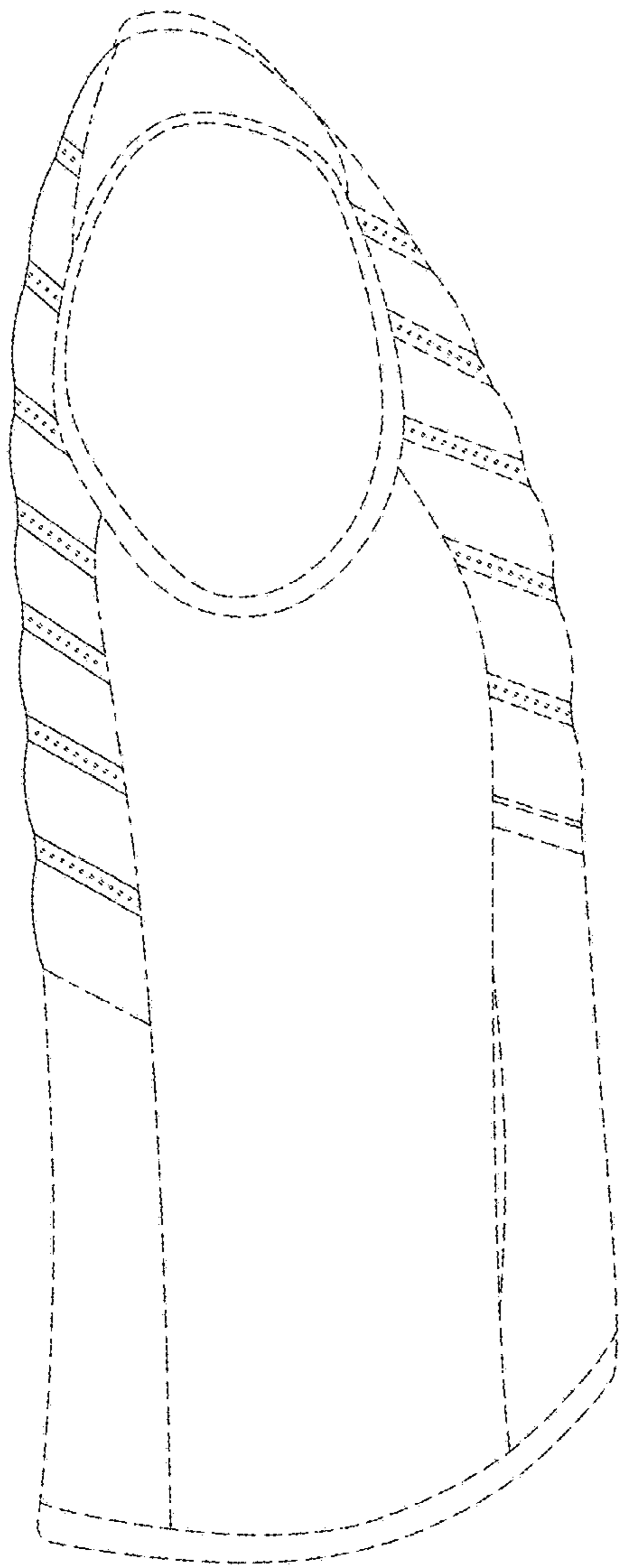


FIG. 3

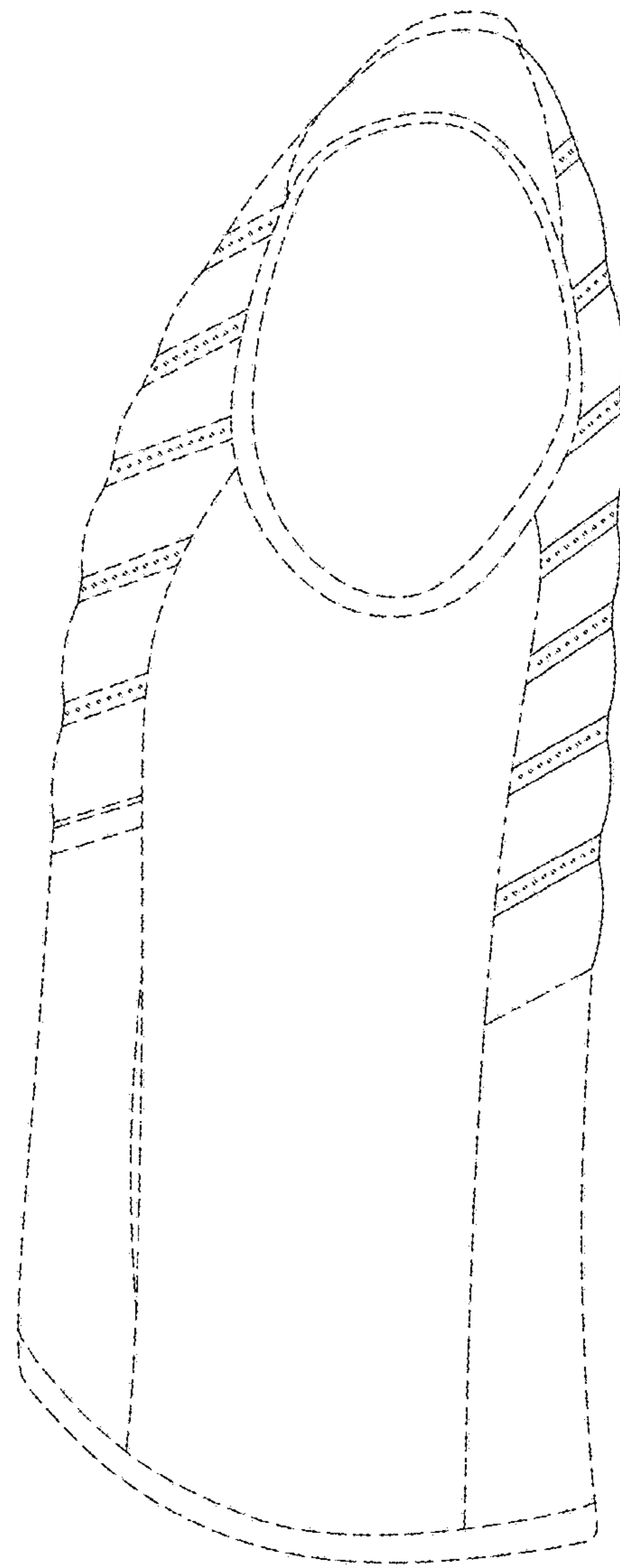


FIG. 4

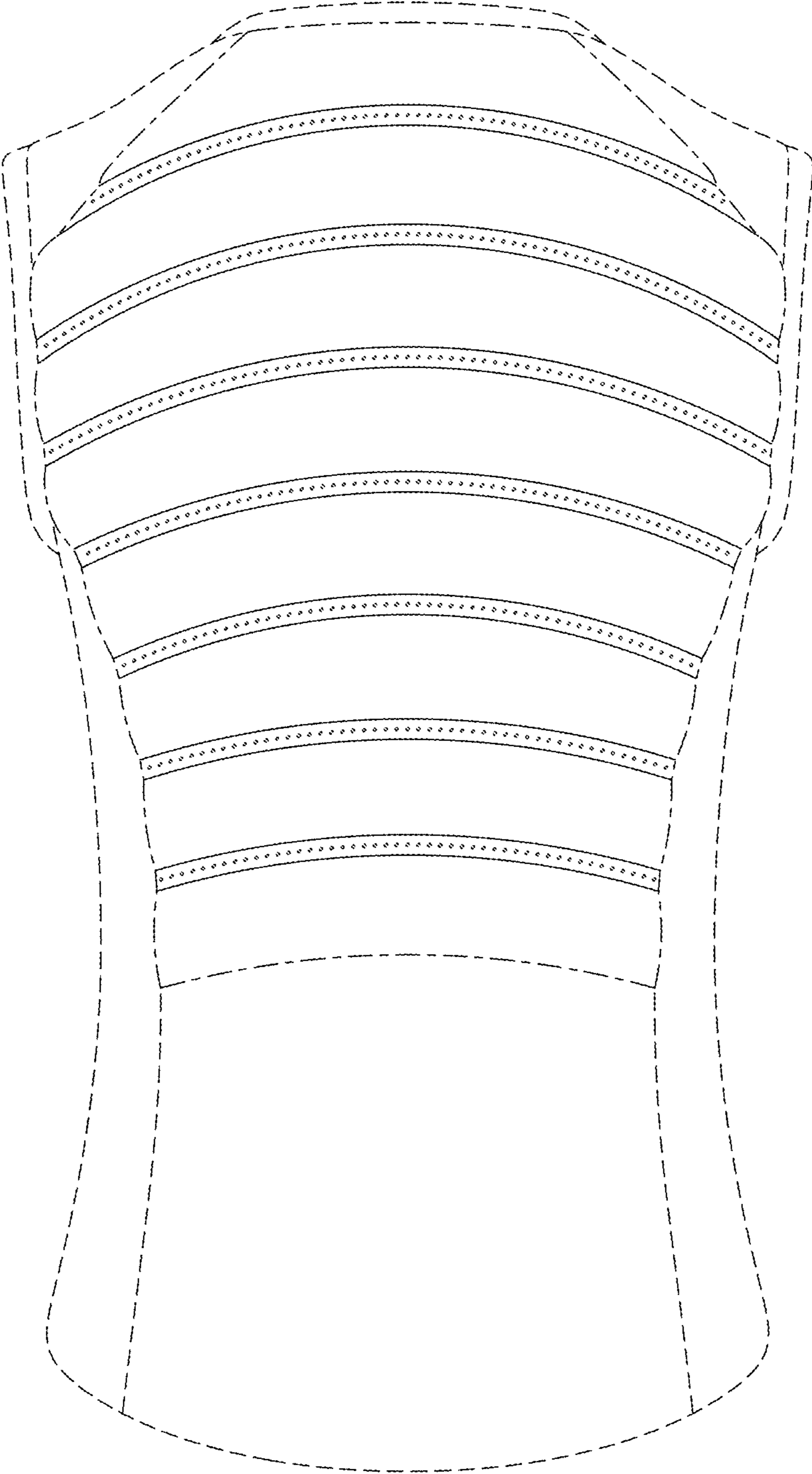


FIG. 5