



US00D808108S

(12) **United States Design Patent**  
**Miwa et al.**

(10) **Patent No.:** **US D808,108 S**  
(45) **Date of Patent:** **\*\* Jan. 16, 2018**

- (54) **URN IN THE SHAPE OF A BOOK**
- (71) Applicant: **Foreverence LLC**, Maple Grove, MN (US)
- (72) Inventors: **Noah Miwa**, New Brighton, MN (US); **Grant Dawson**, St. Paul, MN (US)
- (73) Assignee: **Foreverence LLC**, Maple Grove, MN (US)
- (\*\*) Term: **15 Years**
- (21) Appl. No.: **29/545,018**
- (22) Filed: **Nov. 9, 2015**
- (51) **LOC (11) Cl.** ..... **99-00**
- (52) **U.S. Cl.**  
USPC ..... **D99/5**
- (58) **Field of Classification Search**  
USPC ..... D99/5, 17, 19; D19/26; 52/103, 105;  
40/124.5; 211/85.27; 27/1, 35  
CPC ..... A61G 17/00  
See application file for complete search history.

(56) **References Cited**

**U.S. PATENT DOCUMENTS**

D22,536 S *	6/1893	Burns	.....	D99/20
639,451 A *	12/1899	Smalley	.....	B42D 3/04 281/34
D80,375 S *	1/1930	Hager	.....	D99/23
2,009,724 A *	7/1935	Bircher	.....	E04H 13/006 206/1.5
D123,279 S *	10/1940	Steindl	.....	D99/20
D193,078 S *	6/1962	Leichen	.....	D99/20
3,159,411 A *	12/1964	McKowen	.....	B42D 1/06 281/27.3
3,167,844 A *	2/1965	Bachofner	.....	A61G 17/08 220/327
3,809,352 A *	5/1974	Mathias	.....	A47B 23/042 248/444.1
4,324,026 A	4/1982	Craft		

4,795,194 A *	1/1989	Etheredge	.....	B42D 3/04 281/31
D333,029 S *	2/1993	Hartline	.....	D99/17
D359,151 S *	6/1995	Stewart	.....	D99/17
6,421,524 B1 *	7/2002	Padgett	.....	B42D 3/123 434/317
6,785,938 B1	9/2004	Johansen, Jr.		
D523,078 S *	6/2006	Ong	.....	D19/26

(Continued)

*Primary Examiner* — Paula Allen Greene

(74) *Attorney, Agent, or Firm* — Winthrop & Weinstine, P.A.



(57) **CLAIM**

The ornamental design for urn in the shape of a book, as shown and described.

**DESCRIPTION**

FIG. 1 is a front perspective view of an urn in the shape of a book showing our new design;  
 FIG. 2 is a back perspective view of the urn of FIG. 1.  
 FIG. 3 is a front view of the urn of FIG. 1.  
 FIG. 4 is a back view of the urn of FIG. 1.  
 FIG. 5 is an end view of the urn of FIG. 1.  
 FIG. 6 is a side view of the urn of FIG. 1.  
 FIG. 7 is a front perspective view of the urn of FIG. 1 without its lid.  
 FIG. 8 is a back perspective view of the urn of FIG. 7.  
 FIG. 9 is a back perspective view of the urn showing separately for purposes of illustration, the broken lines illustrate the position of the urn relative to the lid thereof.  
 FIG. 10 is a perspective view of the lid shown in FIG. 9.  
 FIG. 11 is a front view of the lid of FIG. 10.  
 FIG. 12 is a back view of the lid of FIG. 10.  
 FIG. 13 is an end view of the lid of FIG. 10.  
 FIG. 14 is a side view of the lid of FIG. 10; and,  
 FIG. 15 is a front perspective view thereof, the broken lines are for illustrative purposes only and form no part of the claimed design.

**1 Claim, 15 Drawing Sheets**



(56)

References Cited

U.S. PATENT DOCUMENTS

7,562,423	B2	7/2009	Pryd-Kakuk	
D611,221	S *	3/2010	Parks .....	D99/5
D621,571	S *	8/2010	Cox .....	D99/5
D622,023	S *	8/2010	Molitor .....	D99/5
D633,685	S *	3/2011	Caffee .....	D99/5
D638,195	S *	5/2011	Goldstein .....	D99/5
D650,961	S *	12/2011	Roberson .....	D99/5
D650,962	S *	12/2011	Roberson .....	D99/5
D650,963	S *	12/2011	Roberson .....	D99/5
D650,964	S *	12/2011	Roberson .....	D99/5
8,196,274	B2	6/2012	Heckenbach	
D672,935	S *	12/2012	Khan .....	D99/5
D696,832	S *	12/2013	Khan .....	D99/5
D703,415	S *	4/2014	Khan .....	A61G 17/08 D99/5
D703,915	S *	4/2014	Irvine .....	A61G 17/08 D99/5
D717,515	S *	11/2014	Khan .....	D99/5
D730,014	S *	5/2015	Bell .....	D99/5
2004/0261236	A1 *	12/2004	Poirier .....	A61G 17/08 27/1
2006/0207075	A1 *	9/2006	Davis .....	A61G 17/08 27/1

\* cited by examiner

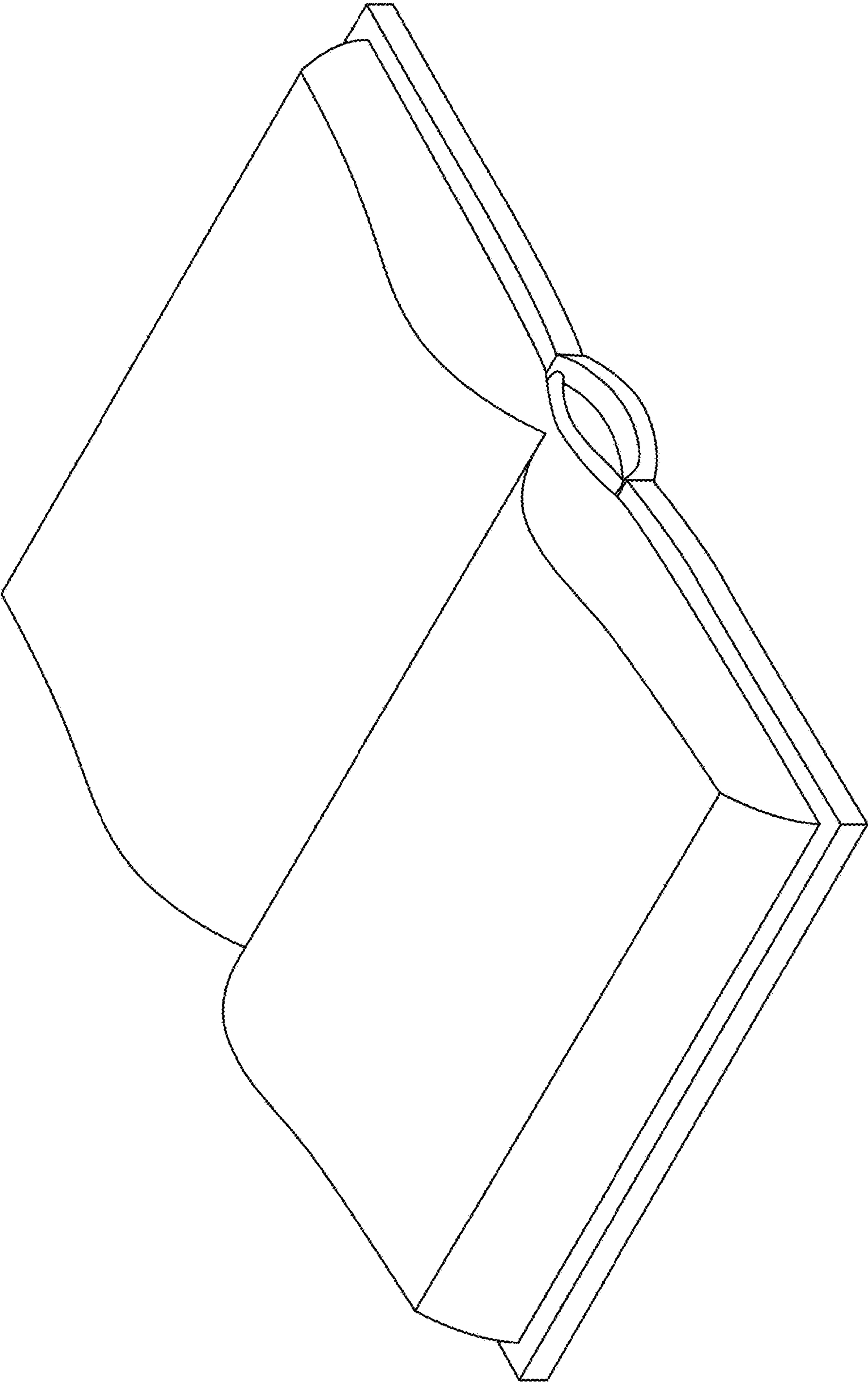


FIG. 1

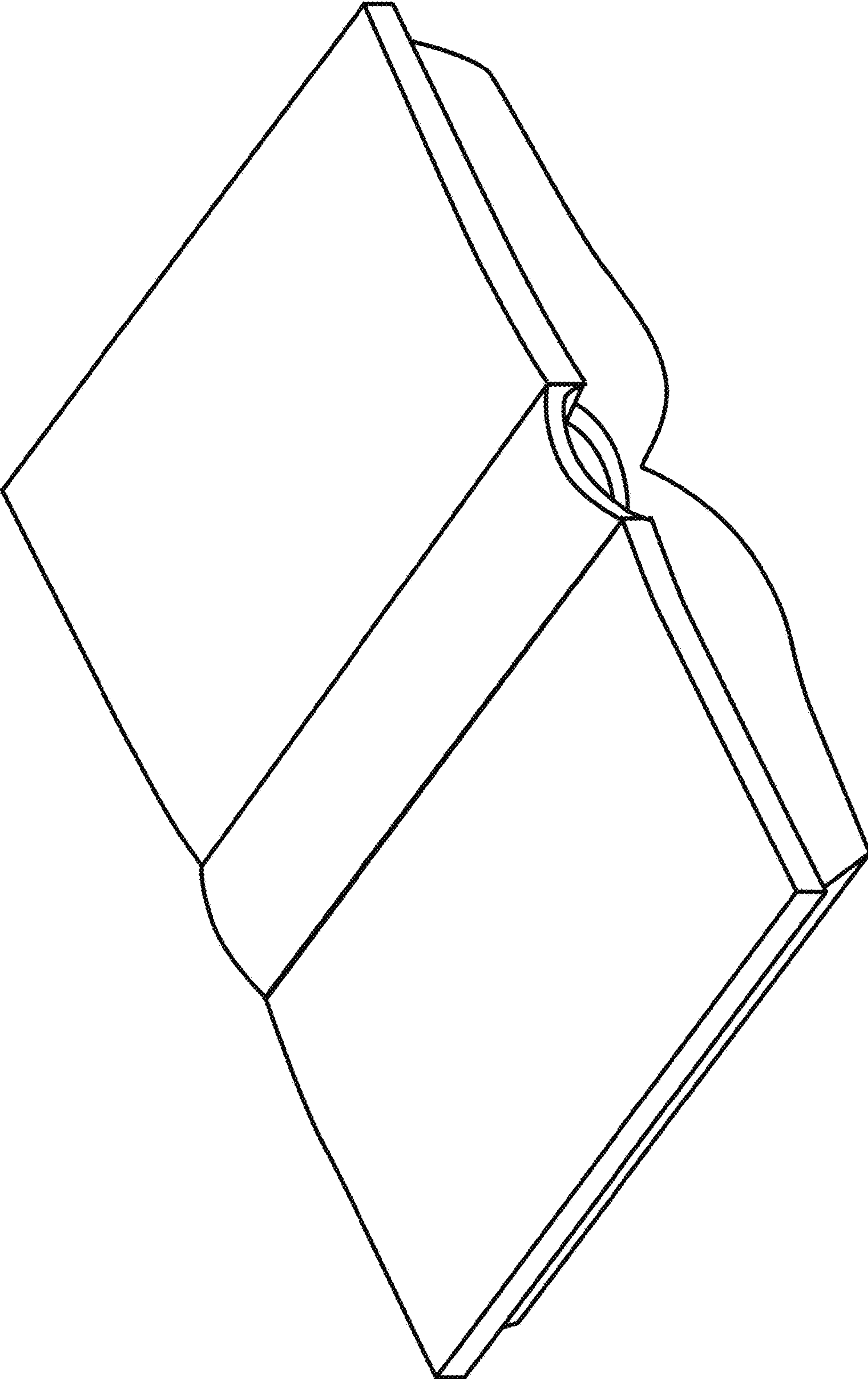


FIG. 2




FIG. 3




FIG. 4

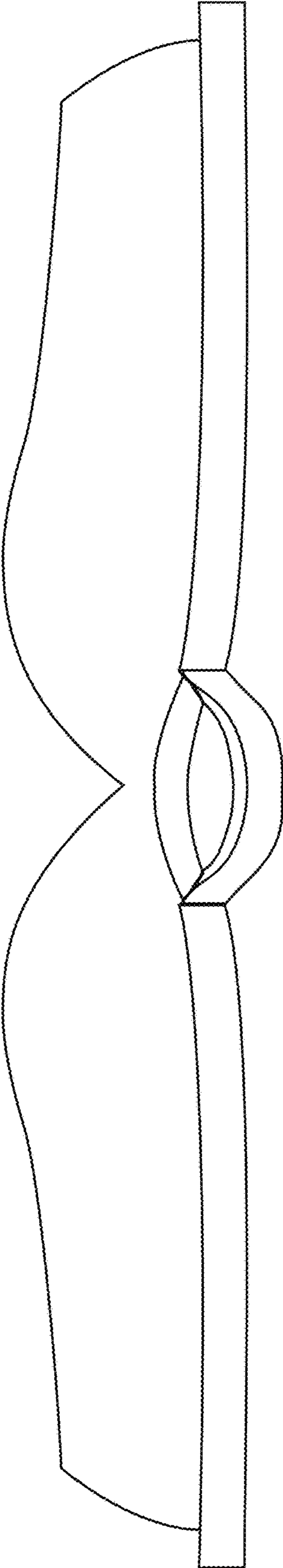


FIG. 5




FIG. 6



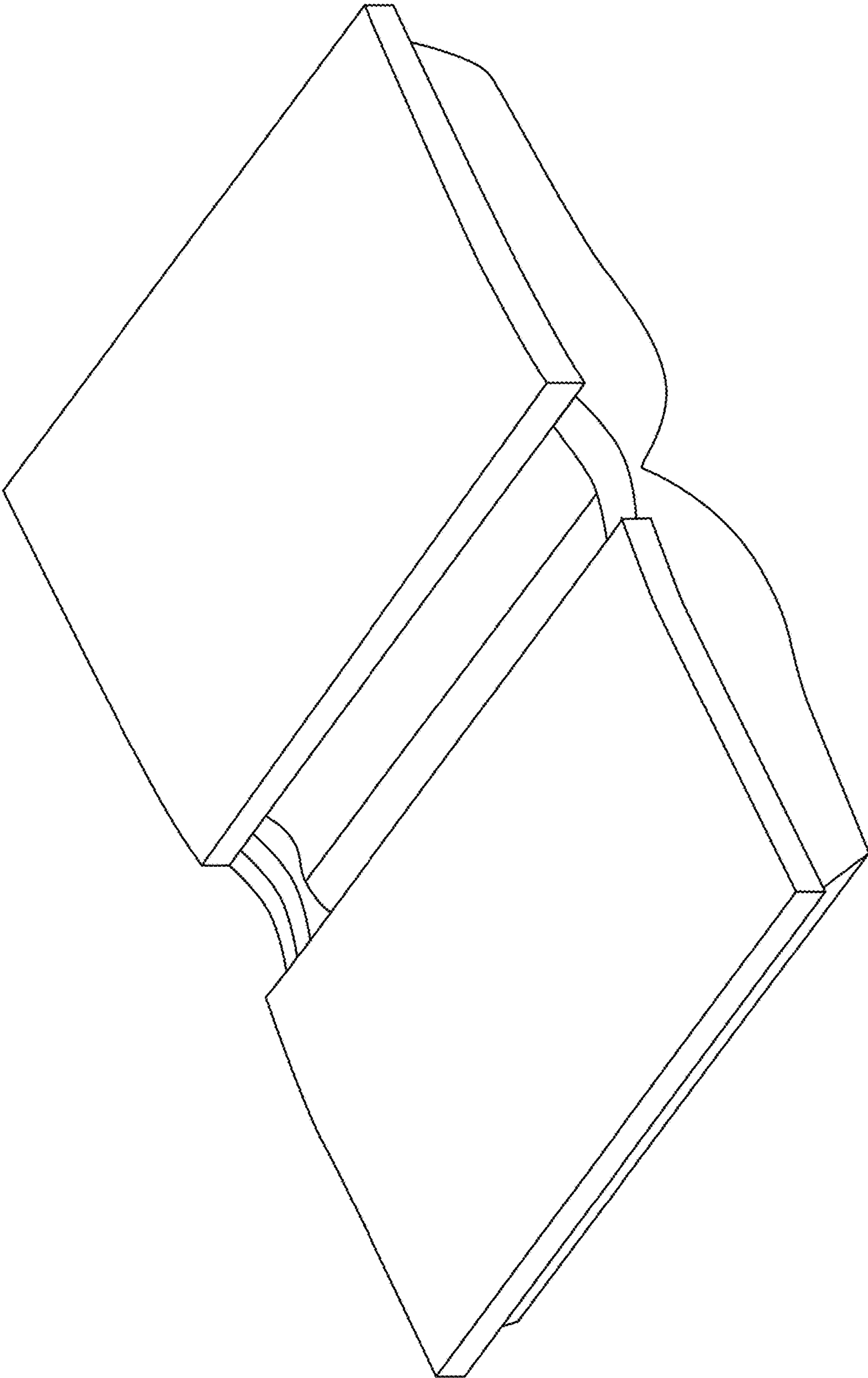


FIG. 7

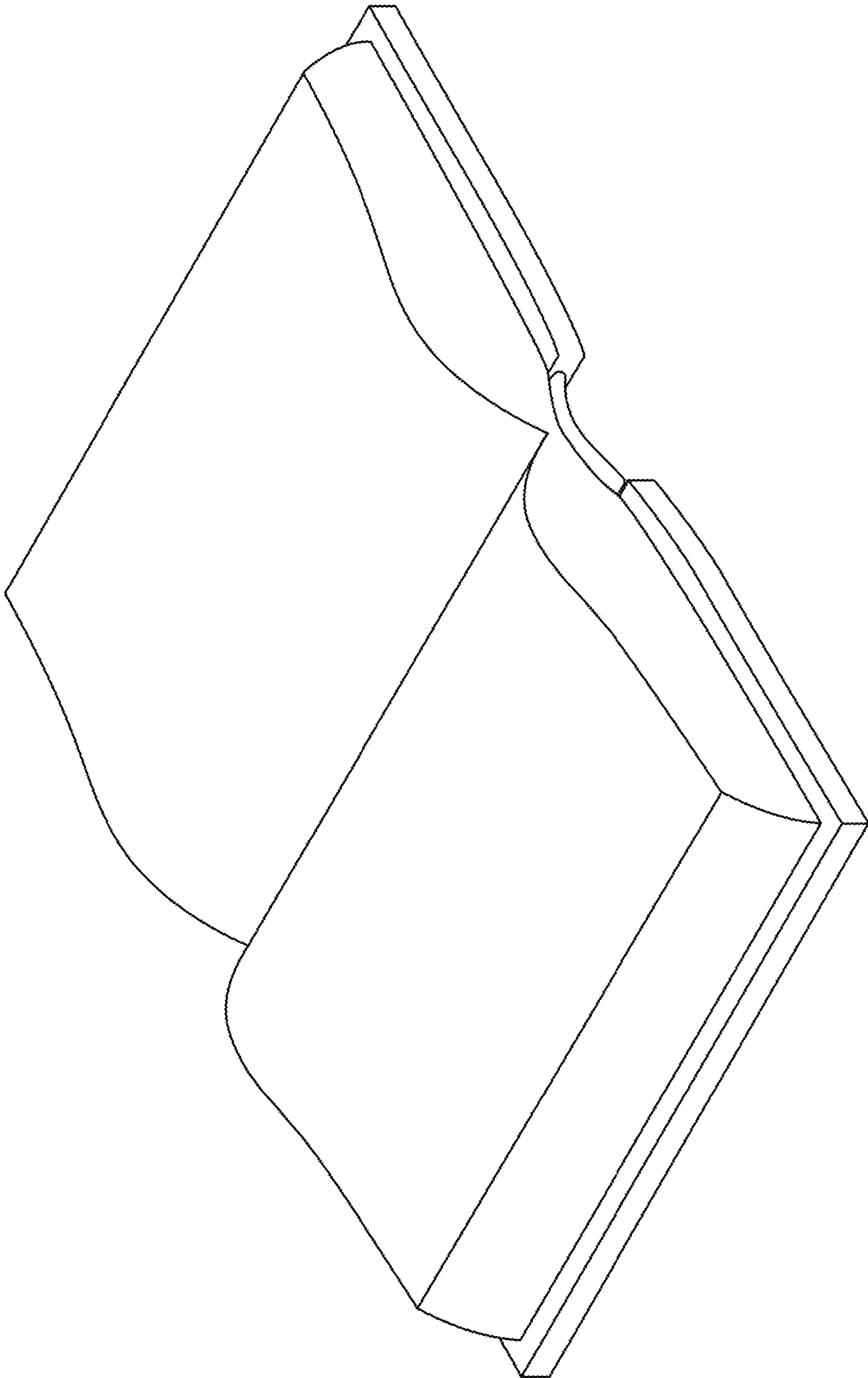


FIG. 8

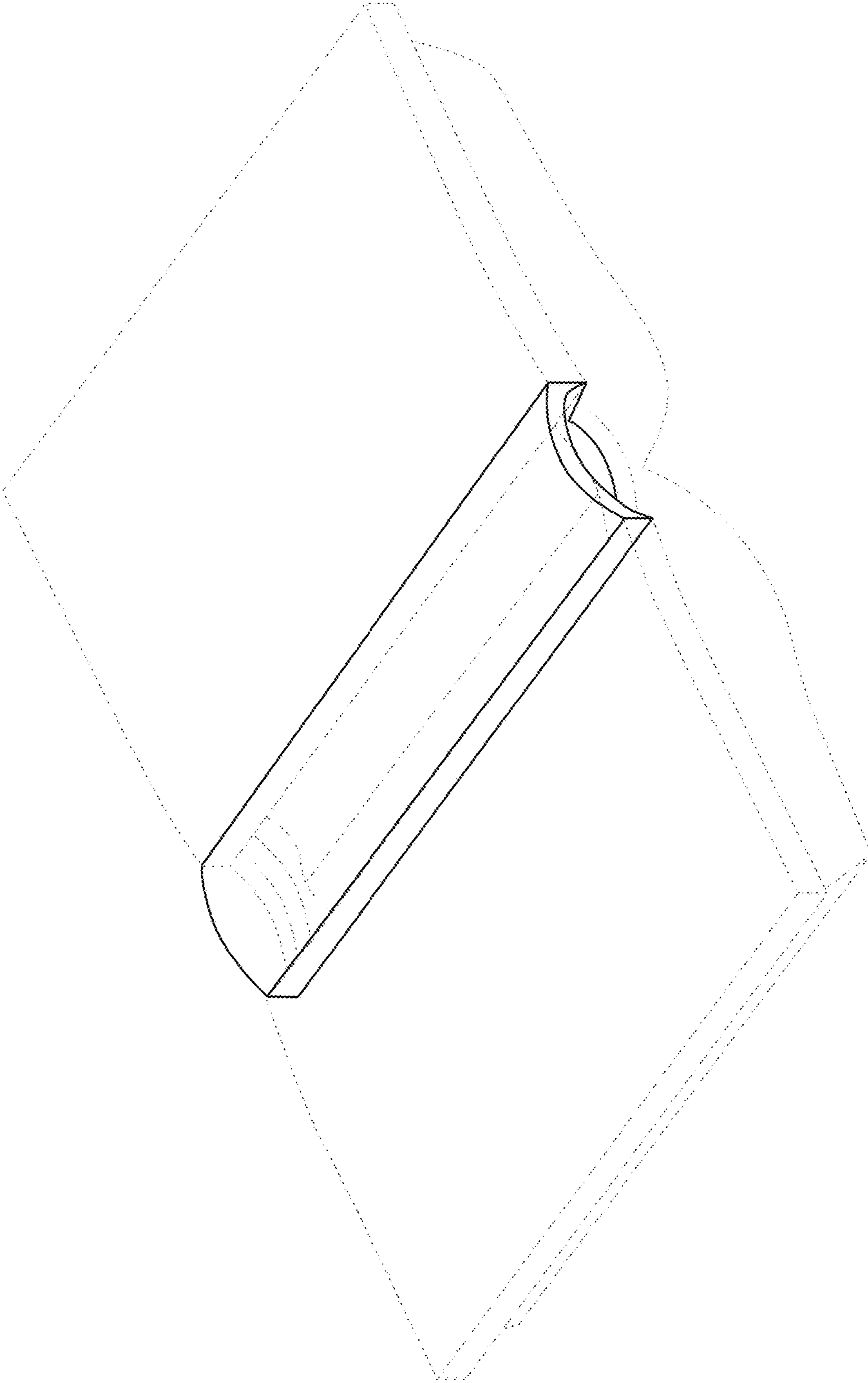


FIG. 9

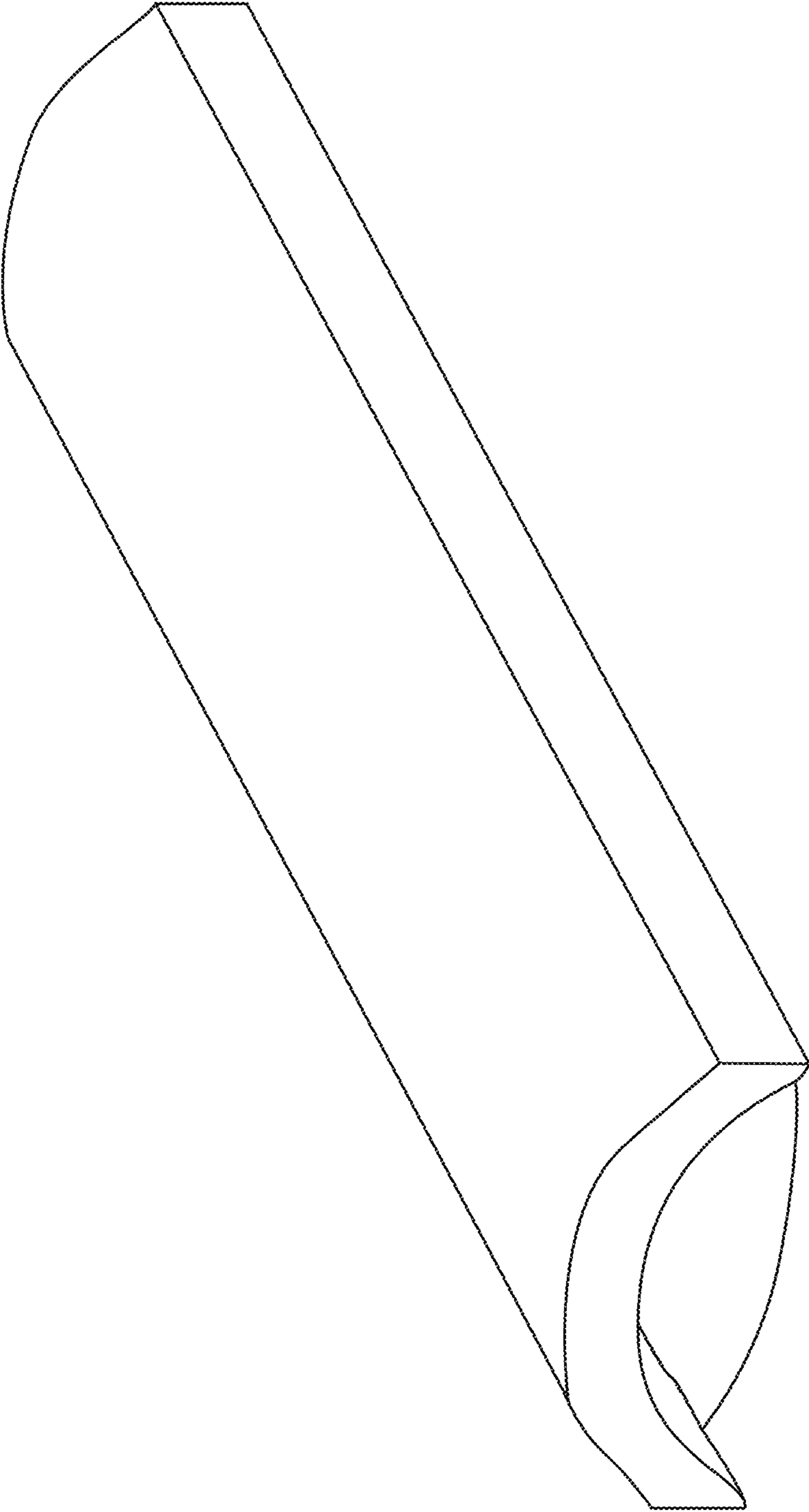


FIG. 10




FIG. 11

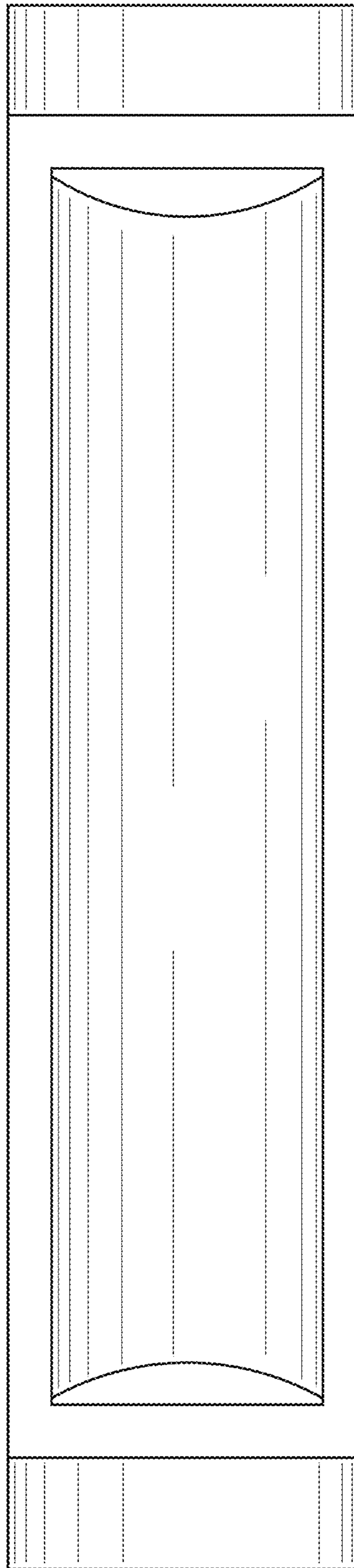


FIG. 12

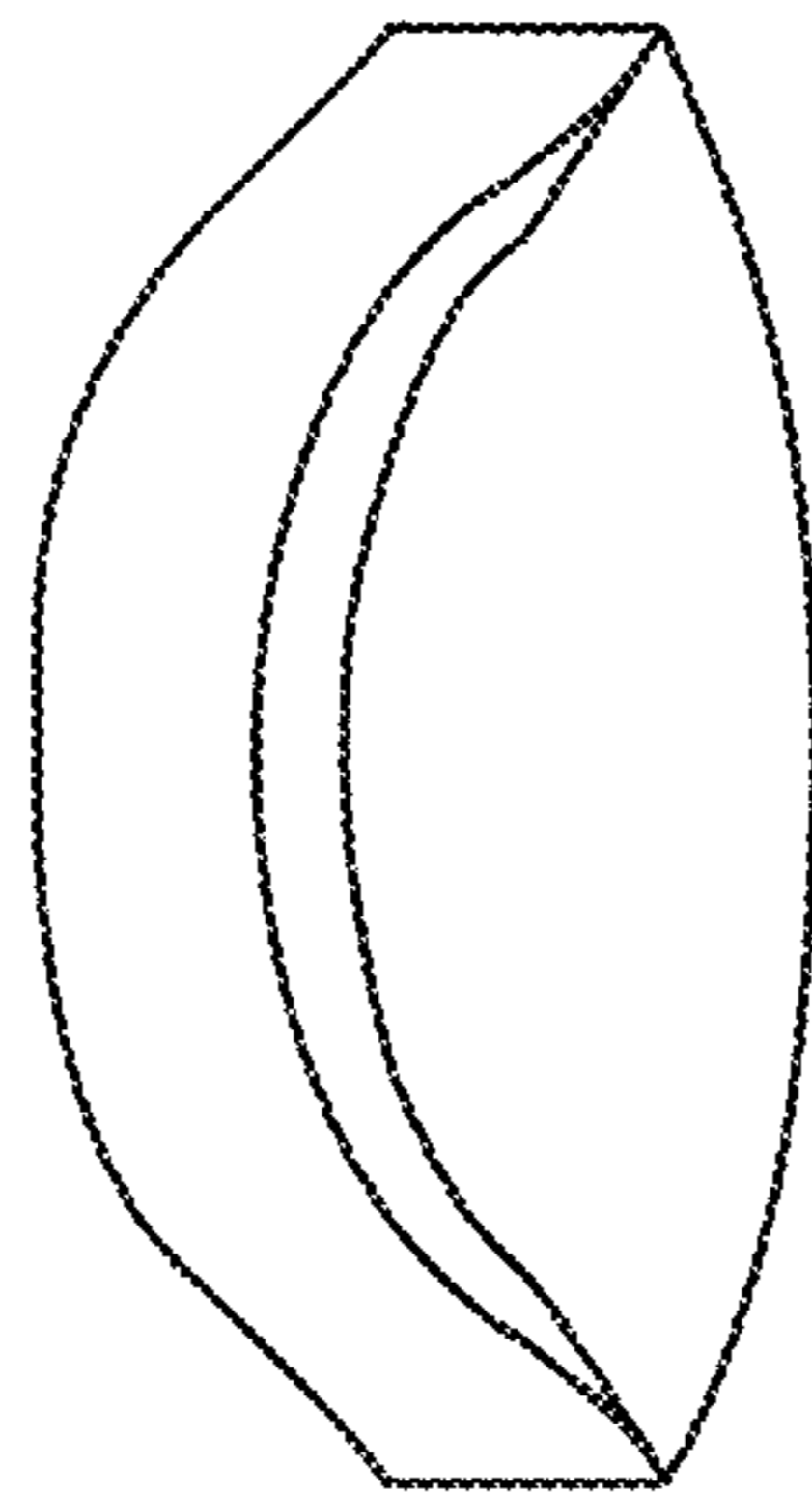


FIG. 13




FIG. 14



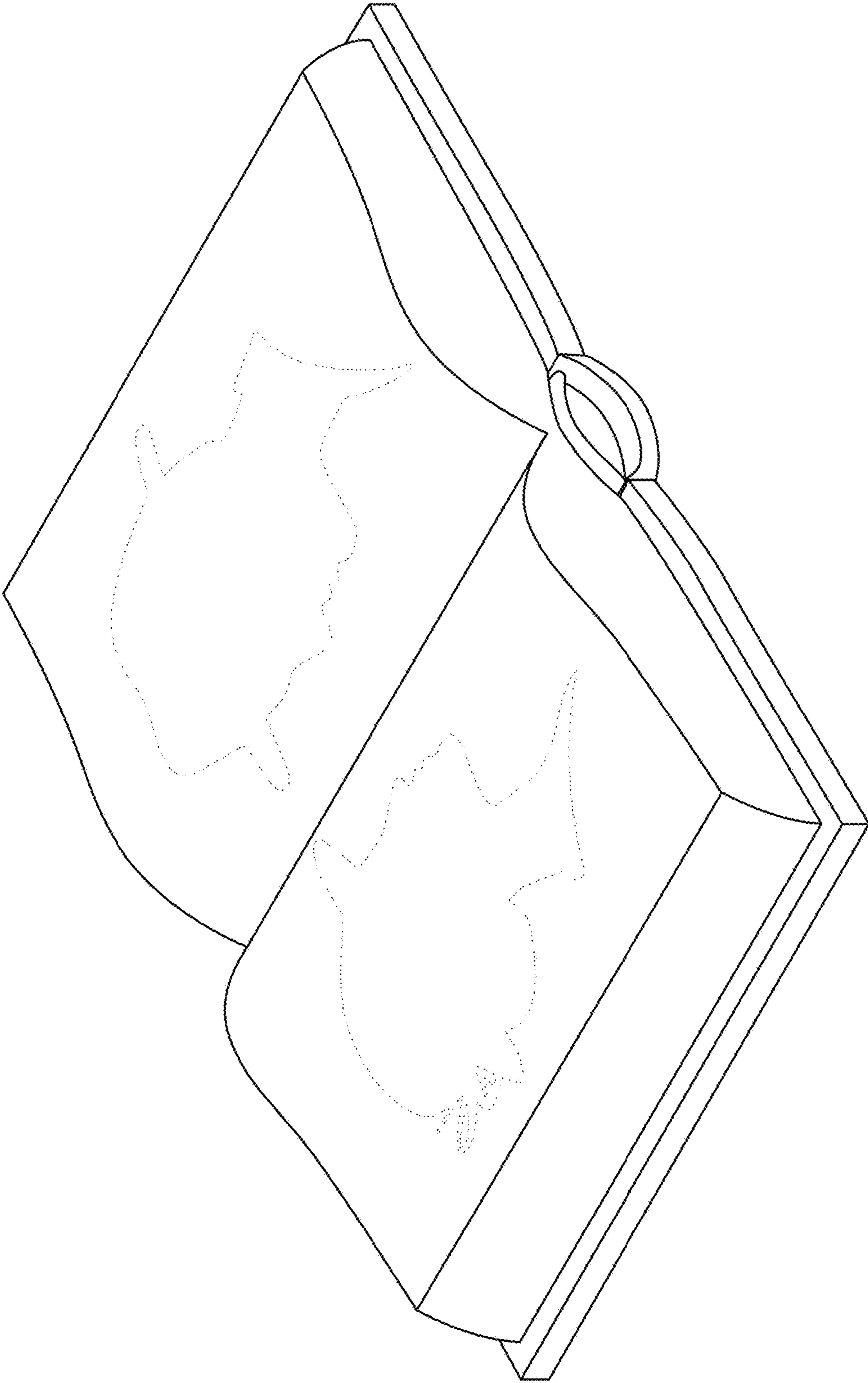


FIG. 15