



US00D808071S

(12) **United States Design Patent** (10) **Patent No.:** **US D808,071 S**
Folkerts et al. (45) **Date of Patent:** **** Jan. 16, 2018**

- (54) **VAPORIZER**
- (71) Applicant: **GS Holistic, LLC**, Los Angeles, CA (US)
- (72) Inventors: **Christopher Charles Folkerts**, West Hollywood, CA (US); **Gabriel Alvarez-Jacobo**, New York, NY (US); **Christiaan Rule**, New York, NY (US)
- (73) Assignee: **GS HOLISTIC, LLC**, Los Angeles, CA (US)
- (**) Term: **15 Years**
- (21) Appl. No.: **29/583,046**
- (22) Filed: **Nov. 1, 2016**
- (51) **LOC (11) Cl.** **27-01**
- (52) **U.S. Cl.**
USPC **D27/101**
- (58) **Field of Classification Search**
USPC D27/100, 101, 102, 162, 163, 164, 165, D27/166, 167, 168, 169, 170, 171, 172, D27/175, 180, 183, 184, 186, 187, 188, D27/189, 193, 194; D28/44, 45, 49, 50, D28/52, 54.1
CPC A24F 47/008; A24F 47/002
See application file for complete search history.

- D664,295 S * 7/2012 Grabes D24/133
- D696,817 S * 12/2013 Prat-Pfister D28/50
- D732,733 S * 6/2015 Spagnolo D27/101
- D776,337 S * 1/2017 Levin D27/101
- D777,375 S * 1/2017 Frankel D28/50
- D778,493 S * 2/2017 Scott D27/101
- D784,610 S * 4/2017 Bosch D27/101
- D790,123 S * 6/2017 Beer D27/101
- D790,124 S * 6/2017 Beer D27/101
- D792,021 S * 7/2017 Beer D27/101
- D792,643 S * 7/2017 Wong D27/101
- D793,005 S * 7/2017 Scott D27/189
- 2015/0053217 A1* 2/2015 Steingraber A24F 47/008
131/329
- 2015/0320116 A1* 11/2015 Bleloch A61M 15/06
219/628
- 2016/0270446 A1* 9/2016 Shenkal A24F 47/008
- 2016/0331912 A1* 11/2016 Trzeczieski A61M 11/042
- 2016/0345626 A1* 12/2016 Wong A24F 47/008
- 2016/0353805 A1* 12/2016 Hawes A24F 47/008

(Continued)

Primary Examiner — Robert M Spear
Assistant Examiner — Marissa J Cash
(74) *Attorney, Agent, or Firm* — Kevin Schraven; Anooj Patel; Hankin Patent Law, APC

(57) **CLAIM**

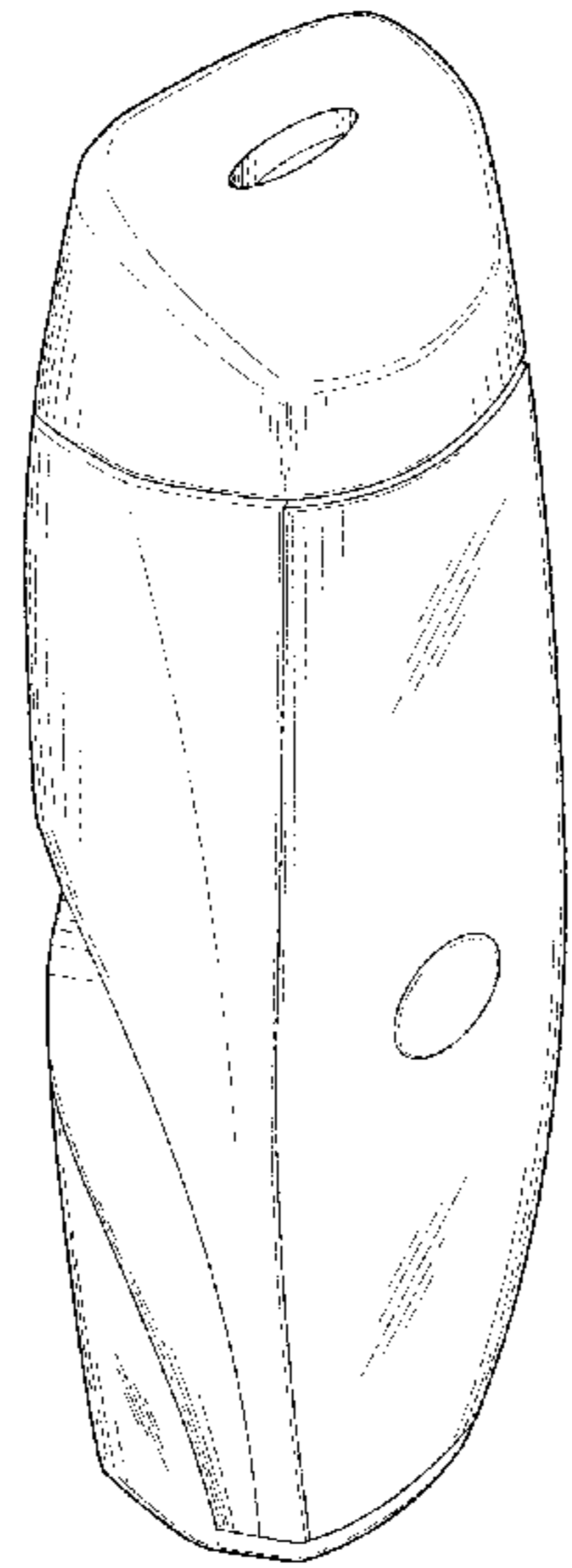
The ornamental design for a vaporizer, as shown and described.

DESCRIPTION

FIG. 1 is a top perspective view of a vaporizer showing my new design.
FIG. 2 is a bottom perspective view thereof.
FIG. 3 is a left side elevational view thereof.
FIG. 4 is a right side elevational view thereof.
FIG. 5 is a front elevational view thereof.
FIG. 6 is a rear elevational view thereof.
FIG. 7 is a top plan view thereof; and,
FIG. 8 is a bottom plan view thereof.

1 Claim, 8 Drawing Sheets

- (56) **References Cited**
U.S. PATENT DOCUMENTS
- D358,230 S * 5/1995 Sulik D28/49
- D482,822 S * 11/2003 Buck, Jr. D28/49
- D485,013 S * 1/2004 Leventhal D28/52
- D493,912 S * 8/2004 Wong D27/141
- D495,829 S * 9/2004 Dombrowski D28/49
- D498,023 S * 11/2004 Dombrowski D28/49
- D537,206 S * 2/2007 Ullmann D28/49
- D577,863 S * 9/2008 Kubono D28/49
- D655,041 S * 2/2012 Grabes D24/133



(56)

References Cited

U.S. PATENT DOCUMENTS

2016/0360794 A1* 12/2016 Li A24F 47/008
2017/0215478 A1* 8/2017 Harrison A24F 7/02
131/329

* cited by examiner

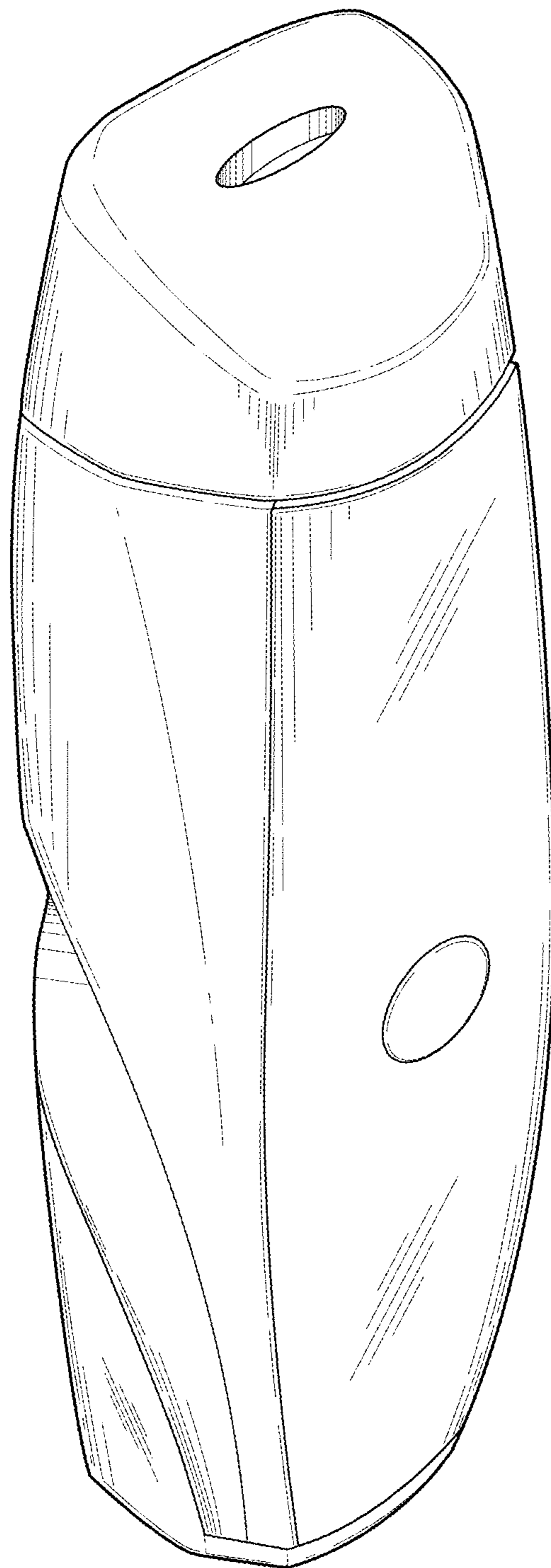


Fig. 1

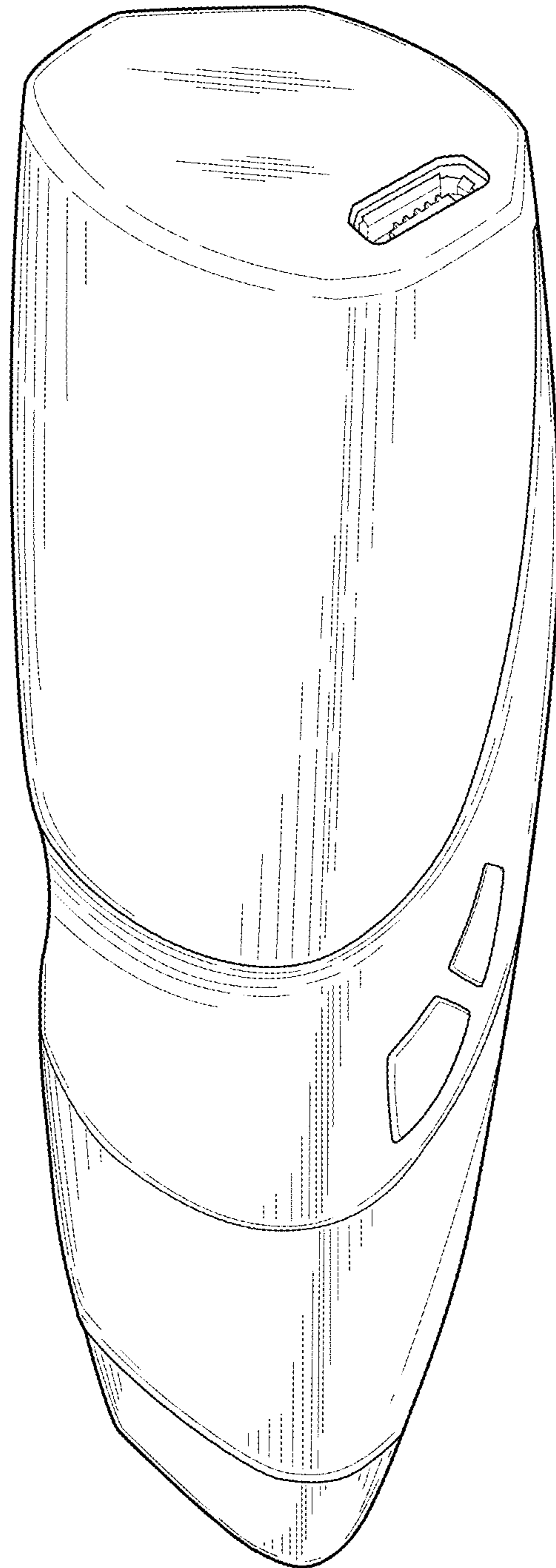


Fig.2




Fig.3

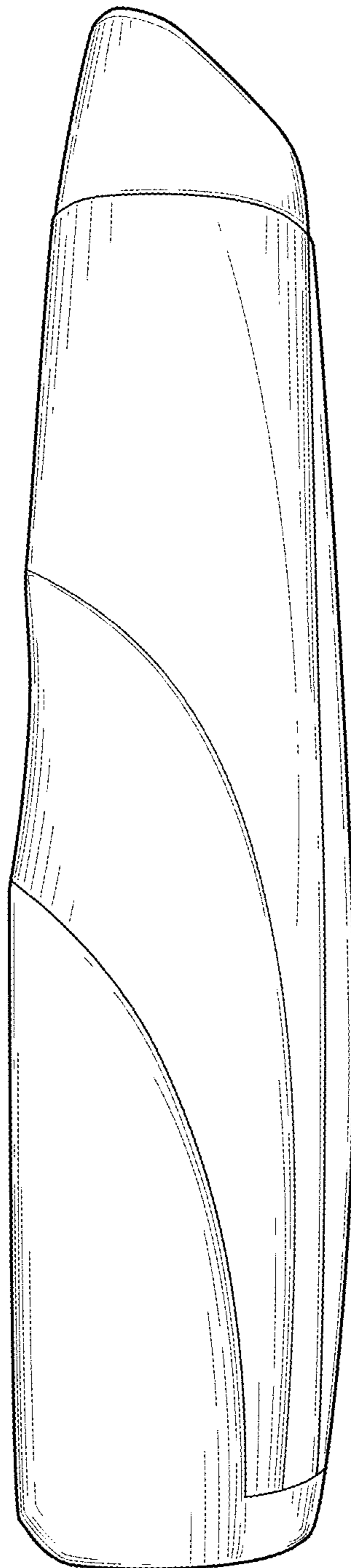


Fig.4

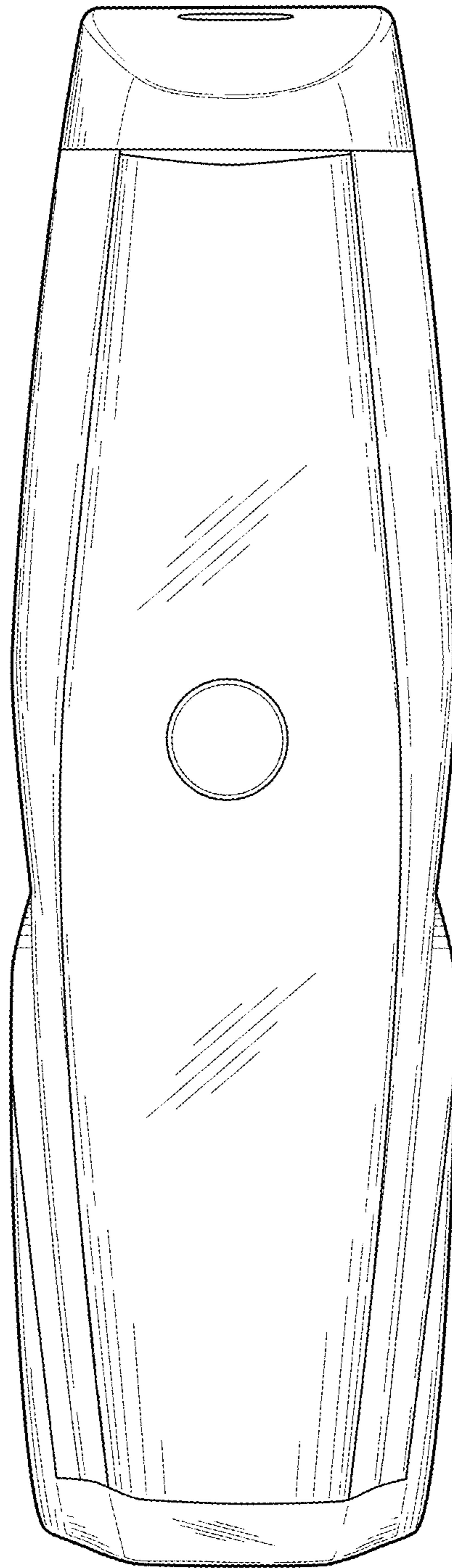


Fig. 5

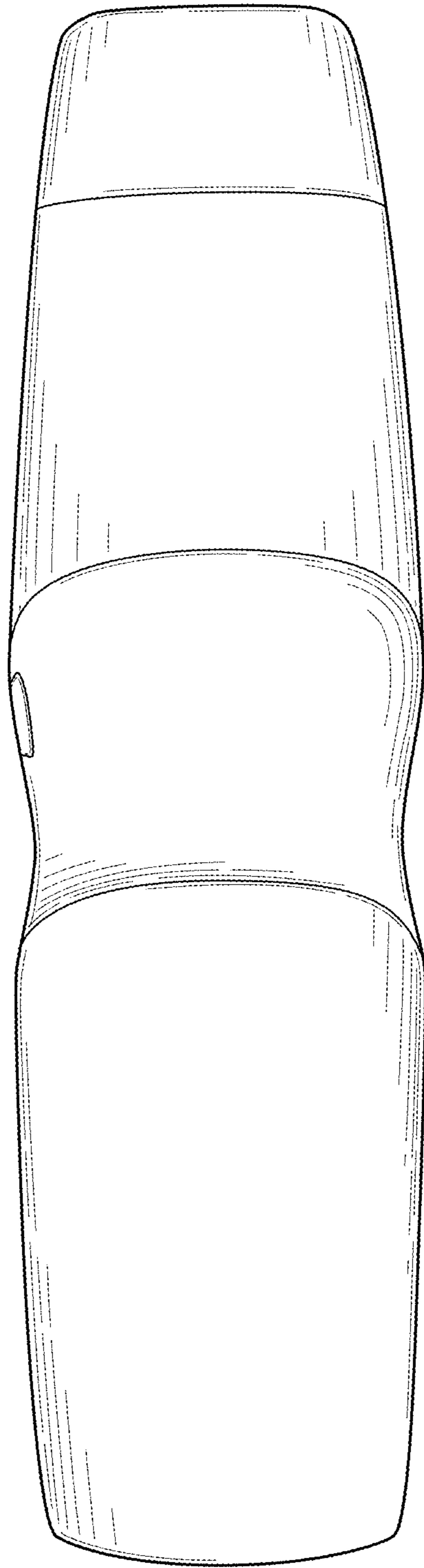


Fig.6

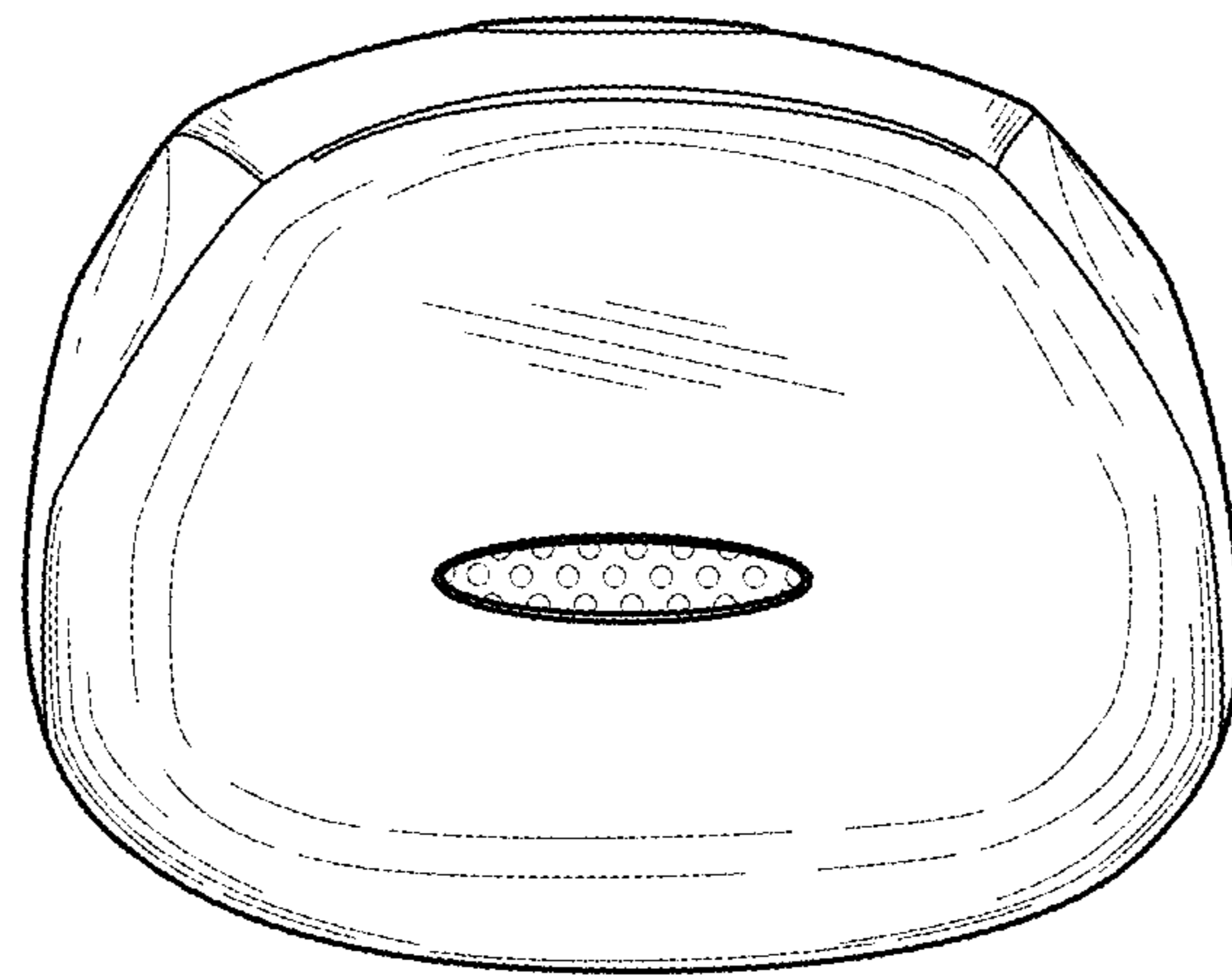


Fig. 7

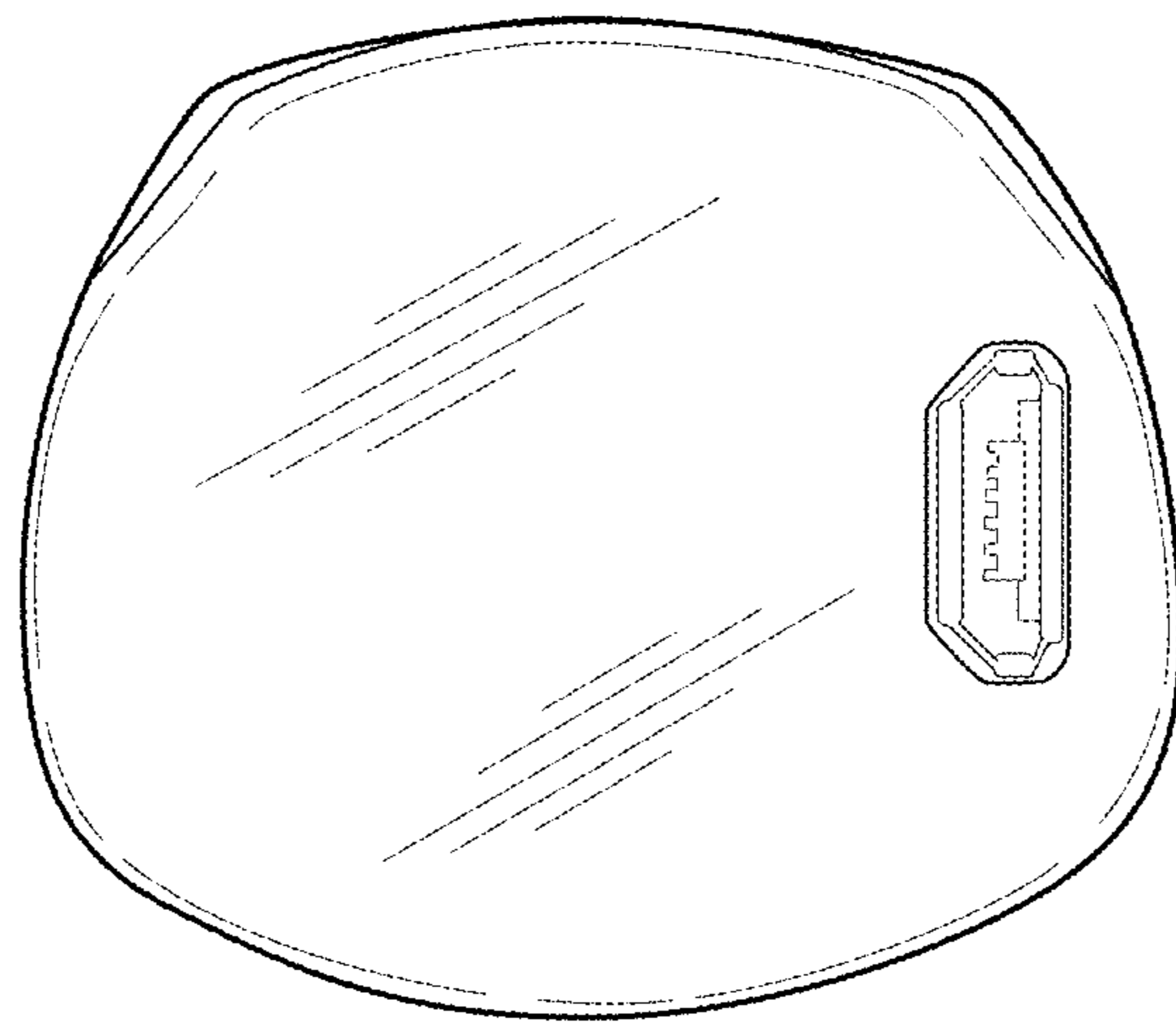


Fig.8