



US00D808065S

(12) **United States Design Patent**
Kamijo

(10) **Patent No.:** **US D808,065 S**

(45) **Date of Patent:** **** Jan. 16, 2018**

(54) **LENS FOR LIGHT EMITTING DIODE**

(71) Applicant: **ENPLAS CORPORATION**,
Kawaguchi-shi, Saitama (JP)

(72) Inventor: **Yu Kamijo**, Kawaguchi (JP)

(73) Assignee: **ENPLAS CORPORATION**, Saitama
(JP)

(**) Term: **15 Years**

(21) Appl. No.: **29/620,175**

(22) Filed: **Aug. 4, 2016**

(30) **Foreign Application Priority Data**

Feb. 19, 2016 (JP) 2016-003552

(51) **LOC (11) Cl.** **26-99**

(52) **U.S. Cl.**
USPC **D26/120**

(58) **Field of Classification Search**
USPC D26/120, 113, 118, 119, 121, 122, 124,
D26/125, 128, 64, 24, 93, 76, 44, 63,
D26/109, 60
CPC F21Y 201/02; F21Y 2103/003; F21Y
2105/001; F21Y 2113/007; F21Y
2105/003; F21Y 2105/008; F21Y
2111/001; F21K 9/00; F21V 5/045; F21V
7/041; F21V 5/004; F21V 5/04; F21W
2131/103

See application file for complete search history.

(56) **References Cited**

U.S. PATENT DOCUMENTS

D586,491 S * 2/2009 Levine D26/63
D620,635 S * 7/2010 Chen D26/124
D633,235 S * 2/2011 Zheng D26/24
D645,182 S * 9/2011 Li D26/60
D650,116 S * 12/2011 Buyce D26/118

D666,353 S 8/2012 Lin et al.
D691,323 S 10/2013 Tang et al.
D719,700 S * 12/2014 Chou D26/120
D737,501 S * 8/2015 Chen D26/120
D742,059 S * 10/2015 Gettings D26/120
D774,157 S * 12/2016 Koesler D22/109
2014/0119027 A1 5/2014 Takatori
2015/0260371 A1 9/2015 Takatori

FOREIGN PATENT DOCUMENTS

JP D1397487 9/2010
JP D1403071 12/2010
JP D1446037 7/2012
JP D1459130 1/2013

(Continued)

OTHER PUBLICATIONS

Decision to Grant Registration, Japanese Patent Application No.
2014-021829, issued Jul. 21, 2015.

(Continued)

Primary Examiner — Brian N. Vinson

(74) *Attorney, Agent, or Firm* — Staas & Halsey LLP

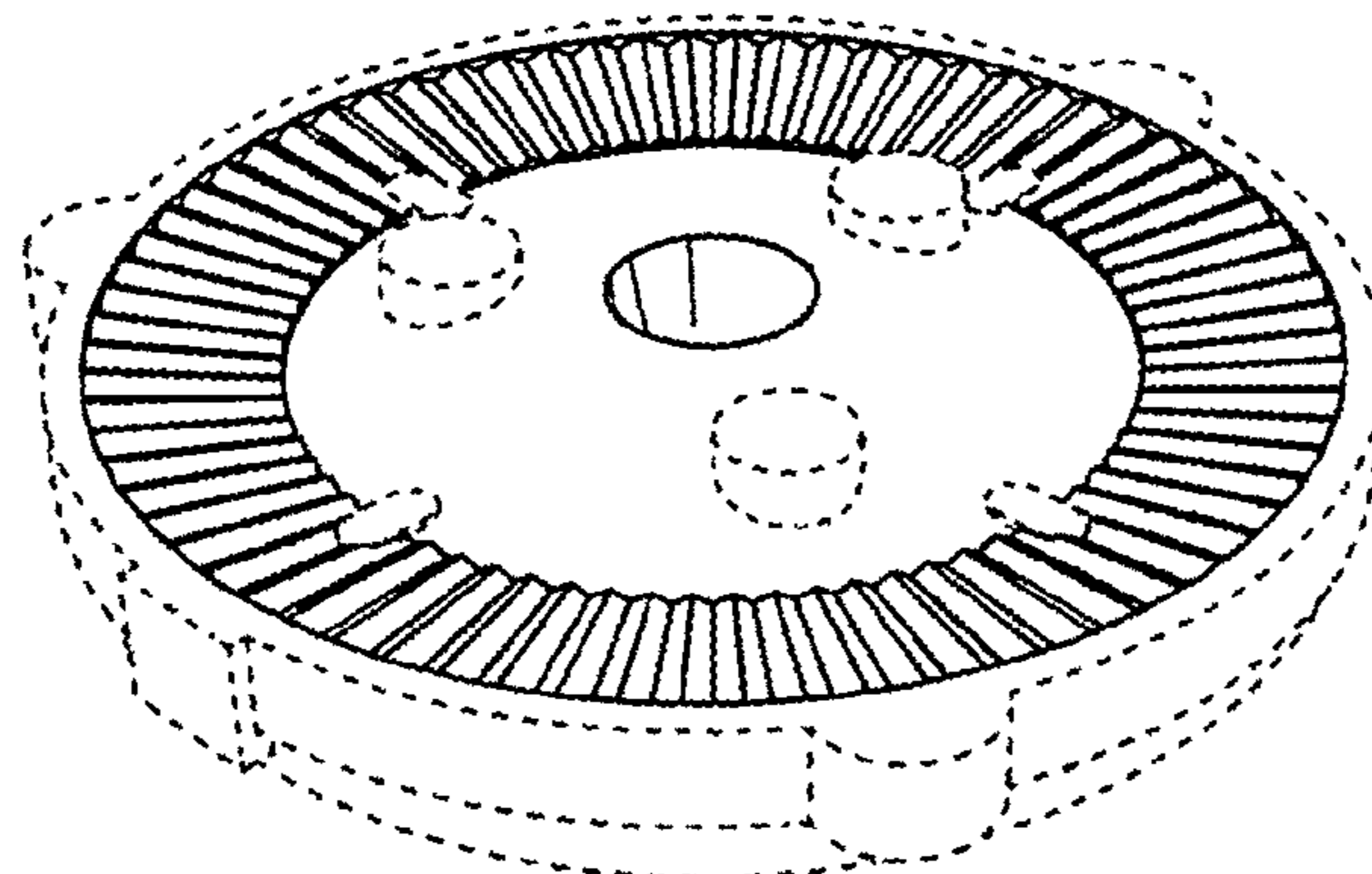
(57) **CLAIM**

The ornamental design for a lens for light emitting diode, as
shown.

DESCRIPTION

FIG. 1 is a front view of the lens for light emitting diode
showing the new design;
FIG. 2 is a rear view;
FIG. 3 is a right side view, the left side view being a mirror
image thereof;
FIG. 4 is a top view;
FIG. 5 is a bottom view;
FIG. 6 is a cross-sectional view taken along line A-A of FIG.
2; and,
FIG. 7 is a rear, top and right side perspective view.

1 Claim, 7 Drawing Sheets



(56)

References Cited

FOREIGN PATENT DOCUMENTS

JP	D1460569	1/2013
JP	D1474061	7/2013
JP	2014-063718	4/2014
JP	2014-086343	5/2014

OTHER PUBLICATIONS

Notification of References by Examiner, Japanese Patent Application No. 2014-021829, issued Jul. 21, 2015 .

Decision to Grant Registration, Japanese Patent Application No. 2015-002966, issued Oct. 26, 2015.

Notification of References by Examiner, Japanese Patent Application No. 2015-002966, issued Oct. 26, 2015.

Decision to Grant Registration, Japanese Patent Application No. 2015-002967, issued Jul. 21, 2015.

Notification of References by Examiner, Japanese Patent Application No. 2015-002967, issued Jul. 21, 2015.

U.S. Appl. No. 29/522,363, filed Mar. 30, 2015, Yuichi Suzuki et al., Enplas Corporation.

U.S. Appl. No. 29/522,367, filed Mar. 30, 2015, Hiroshi Takatori, Enplas Corporation.

U.S. Appl. No. 29/522,371, filed Mar. 30, 2015, Hiroshi Takatori et al., Enplas Corporation.

* cited by examiner

FIG. 1

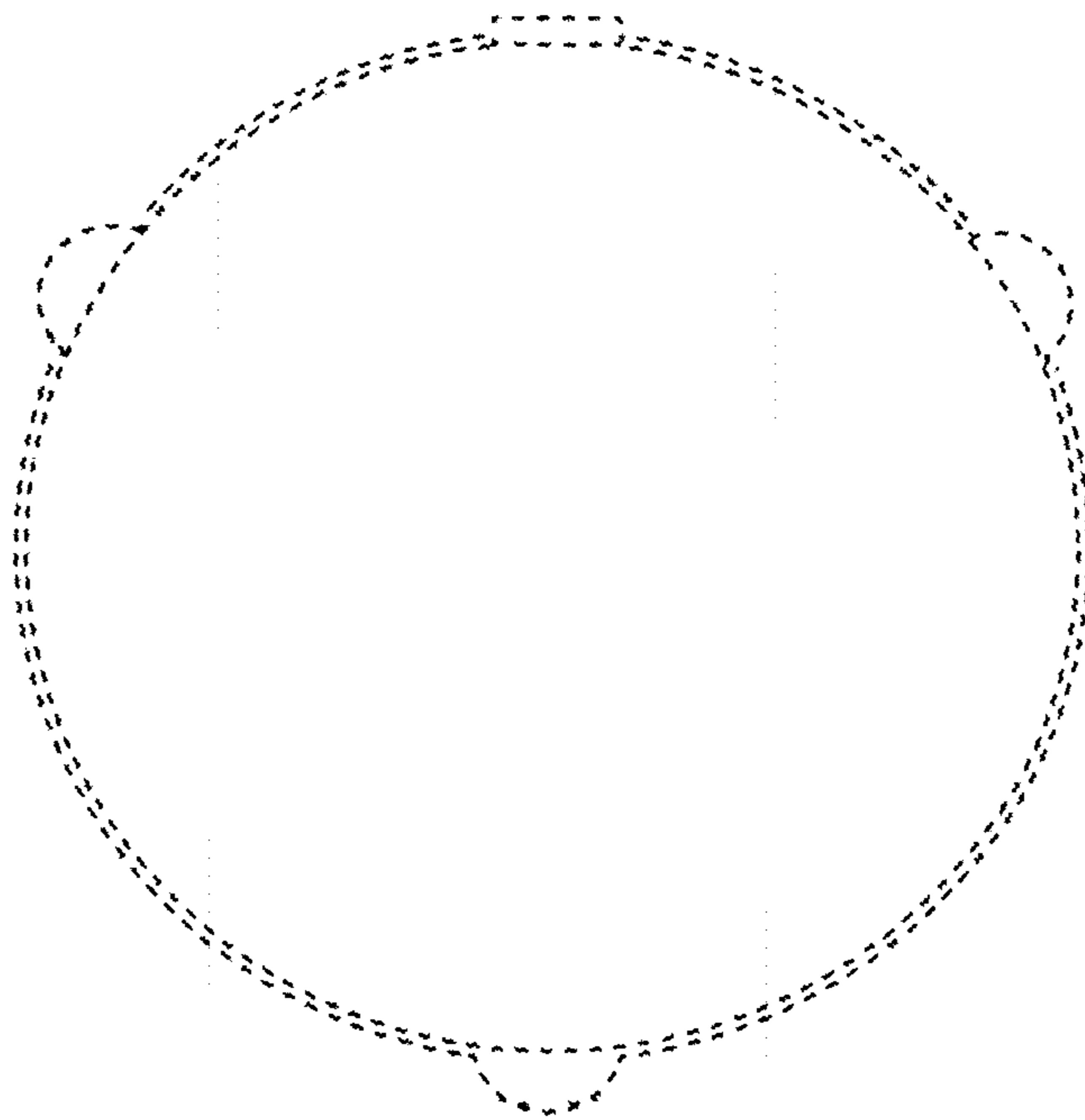


FIG. 2

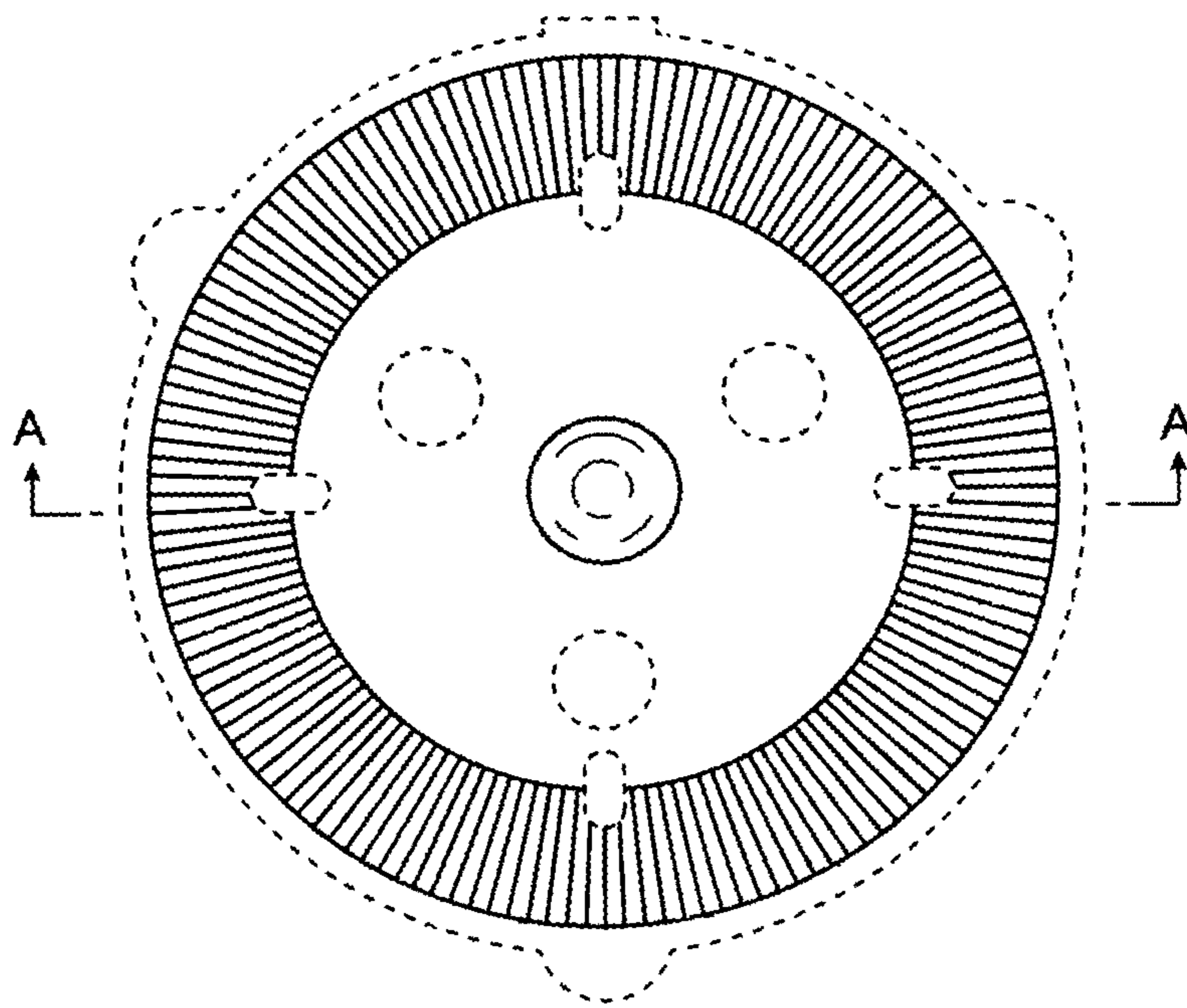


FIG. 3




FIG. 4

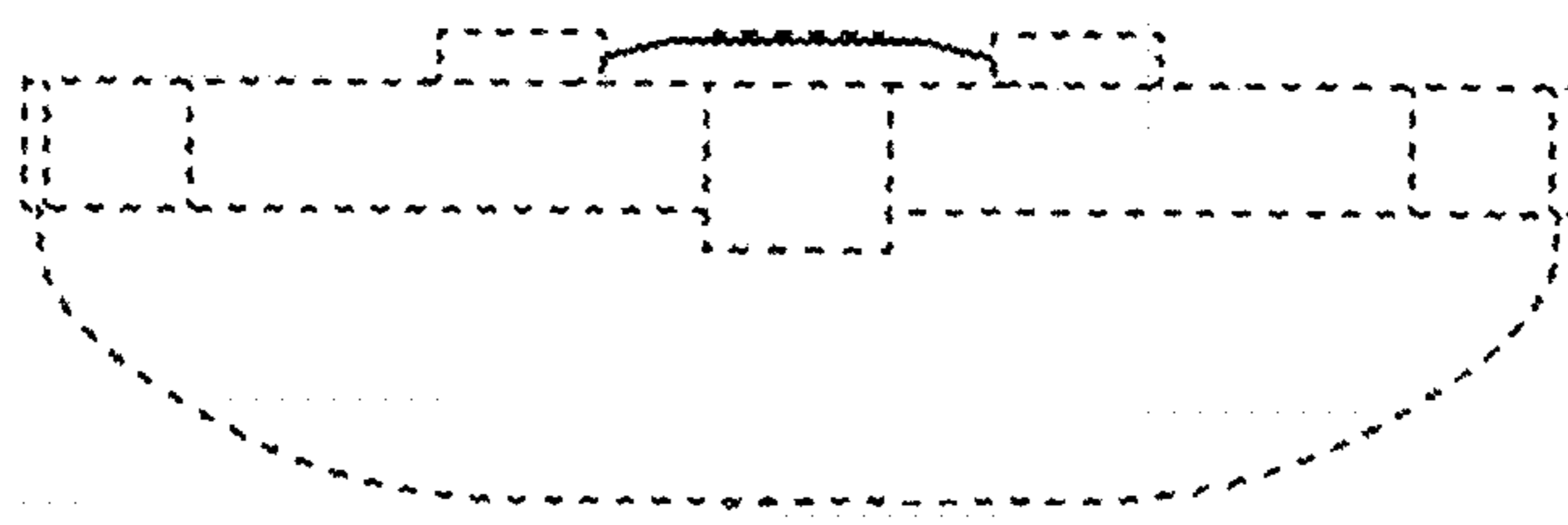


FIG. 5

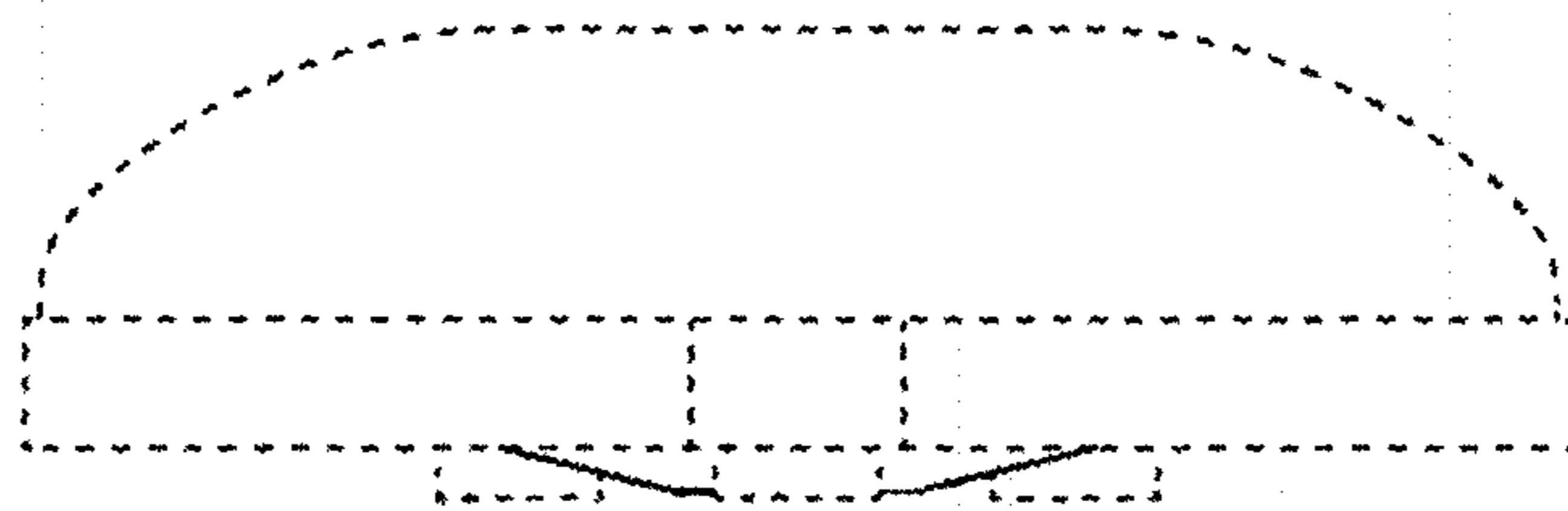


FIG. 6

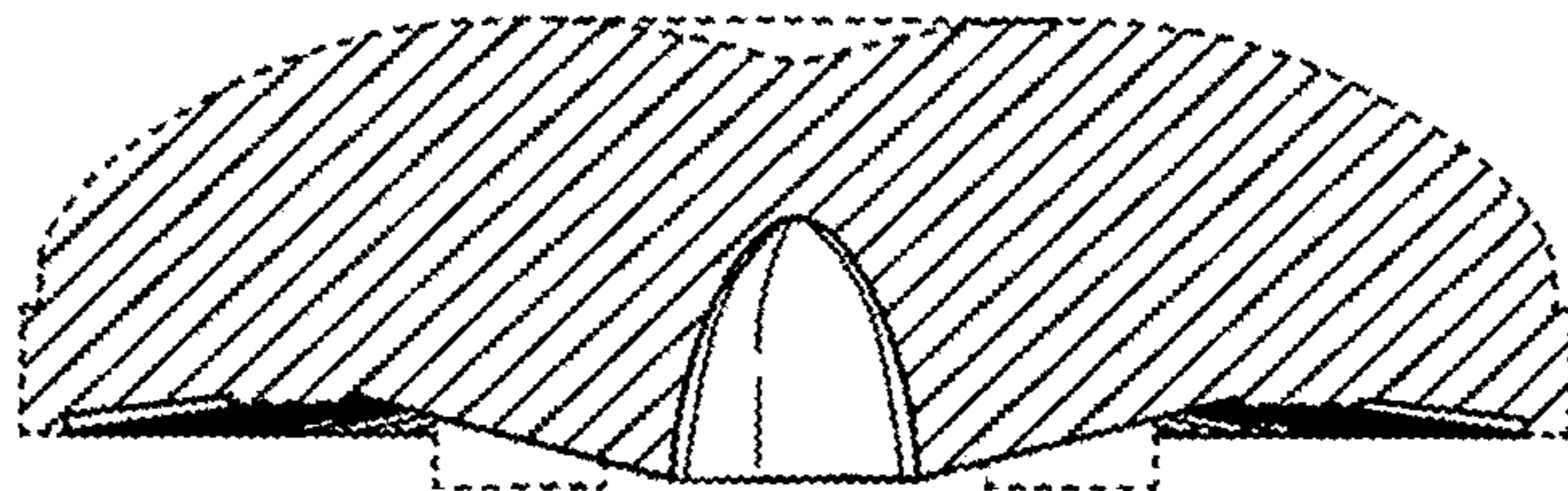


FIG. 7

