



US00D808040S

(12) **United States Design Patent**
Gill et al.

(10) **Patent No.: US D808,040 S**
(45) **Date of Patent: ** *Jan. 16, 2018**

- (54) **CONTAINER FACILITY**
- (71) Applicants: **Peter E. Gill**, Tamuning, GU (US);
Peter E. Gill, III, Tamuning, GU (US)
- (72) Inventors: **Peter E. Gill**, Tamuning, GU (US);
Peter E. Gill, III, Tamuning, GU (US)
- (73) Assignee: **KWIKSPACE GUAM** GU (US)

(*) Notice: This patent is subject to a terminal disclaimer.

(**) Term: **15 Years**

(21) Appl. No.: **29/567,199**

(22) Filed: **Jun. 7, 2016**

(51) **LOC (11) Cl.** **25-03**

(52) **U.S. Cl.**
USPC **D25/18**

(58) **Field of Classification Search**
USPC D25/1-34, 56
CPC ... B62D 33/00; B64F 1/00; E04B 1/32; E04B 1/32; E04B 1/342; E04B 1/343; E04B 1/344; E04B 3/00; E04B 3/01
See application file for complete search history.

(56) **References Cited**

U.S. PATENT DOCUMENTS

- 1,902,205 A * 3/1933 Webster E04H 6/44
104/31
- 2,590,464 A * 3/1952 Raymond E04B 1/3205
52/64
- 2,610,366 A * 9/1952 McKee E06B 3/01
49/203
- 3,449,872 A * 6/1969 Naffa E04B 1/342
52/125.2
- 3,619,432 A 11/1971 Harrington
- 3,756,419 A * 9/1973 Dean E64F 1/222
211/13.1
- 3,838,879 A * 10/1974 Lilly E04H 6/44
244/114 R

- 4,071,986 A * 2/1978 Wickwire E04B 1/32
52/81.5
- 4,095,382 A * 6/1978 Clark E04H 6/44
52/234
- 4,186,541 A * 2/1980 Sivachenko E01D 19/02
52/630
- 4,536,996 A * 8/1985 Soden E04B 1/342
296/26.05
- 4,831,792 A * 5/1989 Berger E04B 1/32
52/6
- 4,876,832 A * 10/1989 Wasserman A01D 34/001
52/169.9

(Continued)

OTHER PUBLICATIONS

A screen shot of a hanger built with ISO containers having a web address of www.hyroswing-hydraulic-doors.com/blog/category/ISO-Container-Doc.

Primary Examiner — Susan Bennett Hattan

Assistant Examiner — Suzanne E Tisdell

(74) *Attorney, Agent, or Firm* — Donald J. Ersler

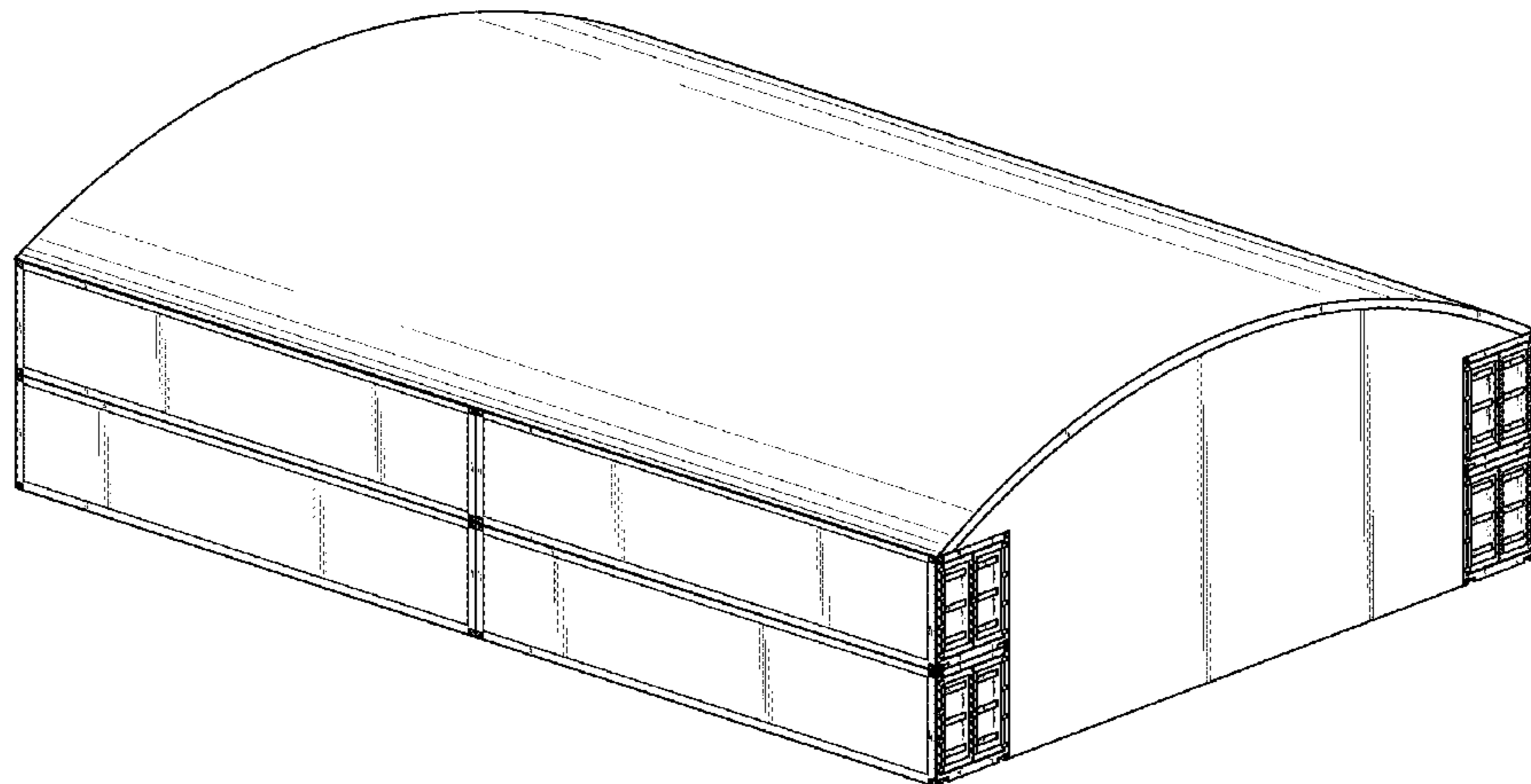
(57) **CLAIM**

The ornamental design for an container facility, as shown and described.

DESCRIPTION

FIG. 1 is a perspective view of an container facility incorporating our new design;
FIG. 2 is a front elevation view thereof;
FIG. 3 is a left side view thereof;
FIG. 4 is a rear elevation view thereof;
FIG. 5 is a right side view thereof;
FIG. 6 is a top plan view thereof; and,
FIG. 7 is a bottom plan view thereof.
The broken lines shown in the drawings illustrate portions of the container facility that forms no part of the claimed invention.

1 Claim, 7 Drawing Sheets



(56)

References Cited

U.S. PATENT DOCUMENTS

4,971,129 A * 11/1990 Townend E06B 3/01
160/193
5,056,291 A * 10/1991 Leung E04B 1/19
403/171
5,159,790 A * 11/1992 Harding E04B 1/3205
52/641
5,170,831 A * 12/1992 Bilt E06B 3/01
160/115
5,522,192 A * 6/1996 Frantl E04B 1/342
244/114 R
6,360,492 B1 * 3/2002 Ross E04H 6/44
135/124
9,021,750 B1 * 5/2015 Matulin E04B 1/34321
52/79.4
D765,265 S * 8/2016 Aston D25/1
2002/0144474 A1 * 10/2002 Satomi B64F 5/60
52/173.1
2008/0110105 A1 5/2008 Boschma et al.
2008/0283107 A1 * 11/2008 Hotes E04H 6/44
135/124
2011/0126478 A1 * 6/2011 Parker E04H 6/44
52/64
2013/0042568 A1 * 2/2013 Davis E04B 1/24
52/634

* cited by examiner

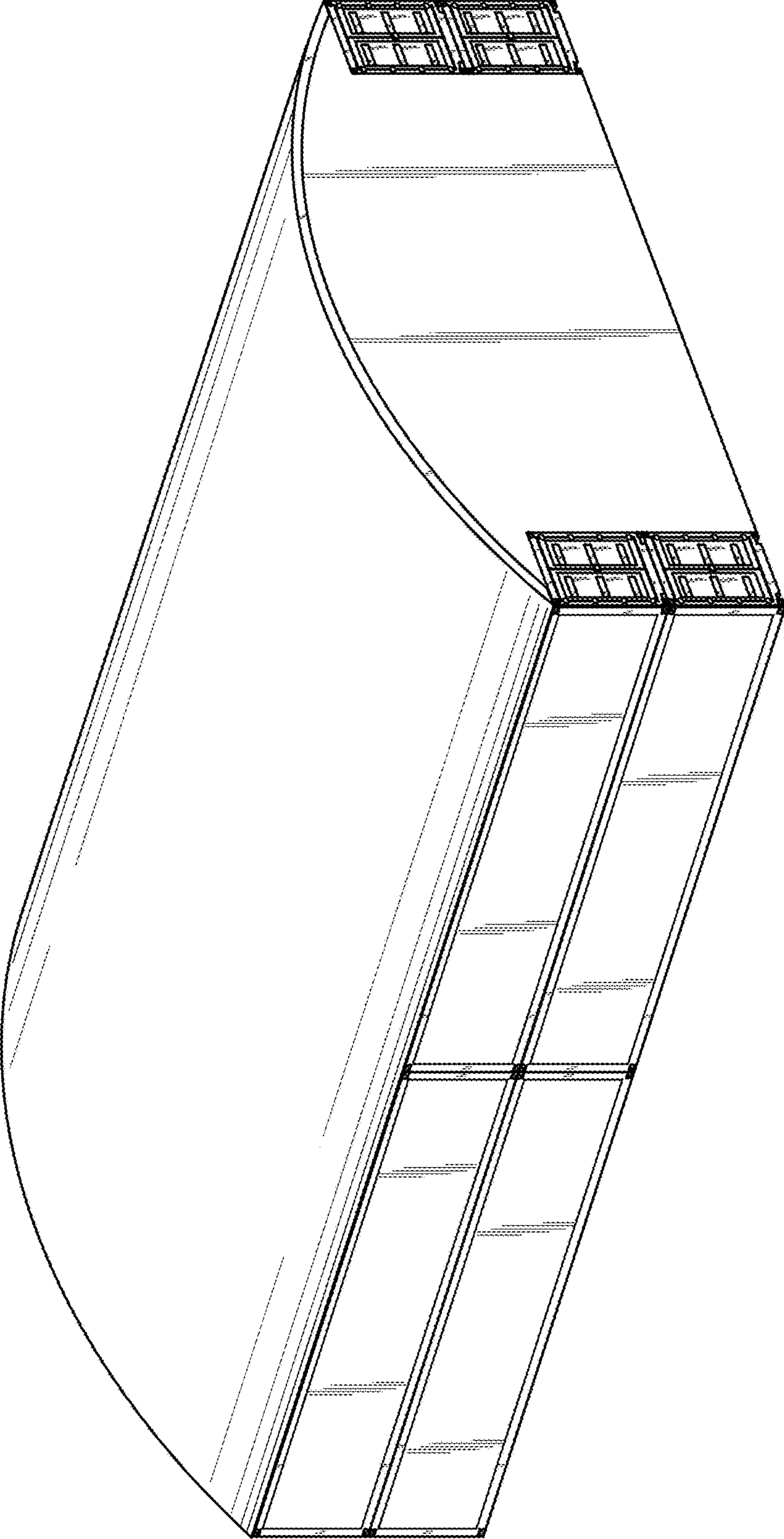


FIG. 1




FIG. 2

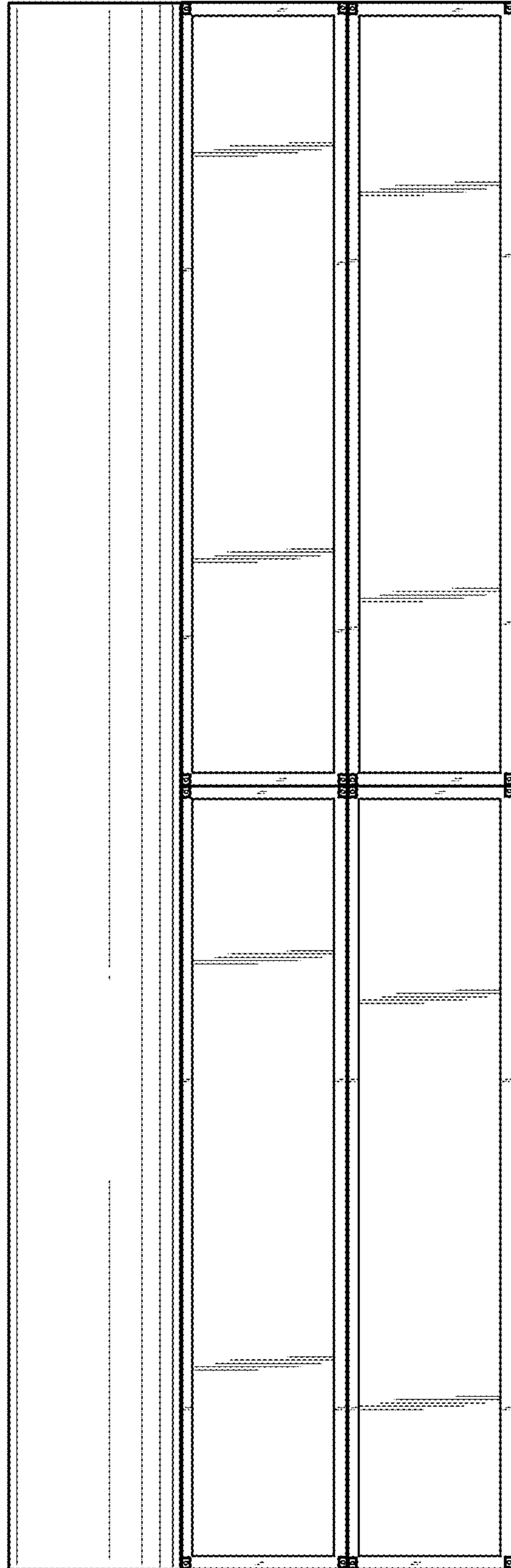


FIG. 3

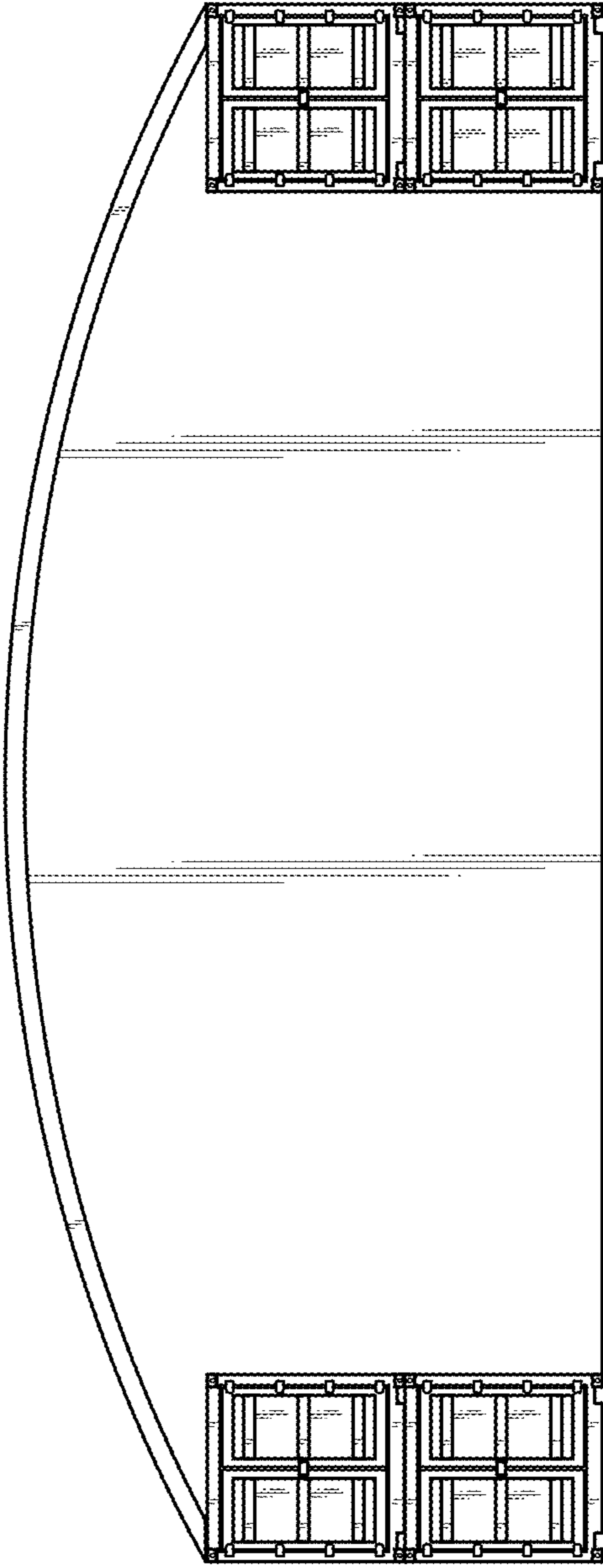


FIG. 4

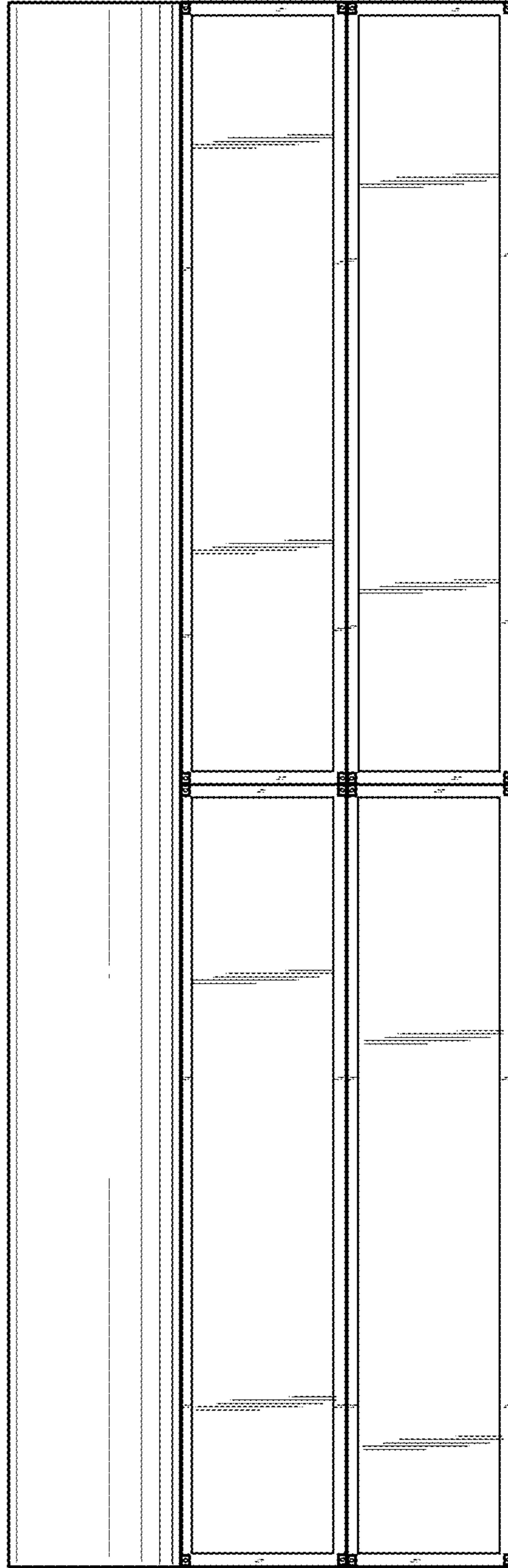


FIG. 5




FIG. 6




FIG. 7