



US00D808035S

(12) **United States Design Patent**  
**Williams**

(10) **Patent No.:** **US D808,035 S**  
(45) **Date of Patent:** **\*\* Jan. 16, 2018**

(54) **SWAB DEVICE**

D585,998 S \* 2/2009 Anderson ..... D24/216  
D694,951 S \* 12/2013 Solomon, Jr. .... D28/7

(71) Applicant: **Ansera Analytics, LLC**, Olathe, KS  
(US)

\* cited by examiner

(72) Inventor: **Patrick E. Williams**, Kansas City, MO  
(US)

*Primary Examiner* — Wan Laymon  
*Assistant Examiner* — Mark Booker

(73) Assignee: **ANSERA ANALYTICS, LLC**, Olathe,  
KS (US)

(74) *Attorney, Agent, or Firm* — Husch Blackwell LLP

(\*\*) Term: **15 Years**

(57) **CLAIM**

(21) Appl. No.: **29/563,779**

The ornamental design for a swab device, as shown and described.

(22) Filed: **May 7, 2016**

**DESCRIPTION**

(51) **LOC (11) Cl.** ..... **24-01**

(52) **U.S. Cl.**  
USPC ..... **D24/216**

(58) **Field of Classification Search**  
USPC ..... D24/216, 108, 119, 121, 133, 150, 152,  
D24/172, 176, 223, 231, 147; D28/7,  
D28/20–22, 30–32, 63, 91.2, 99;  
601/138; 600/572; 604/2  
CPC ..... A61F 13/38; A61F 13/36; A61F  
2013/00472; E21B 37/10; Y10S 436/81;  
Y10T 29/49746  
See application file for complete search history.

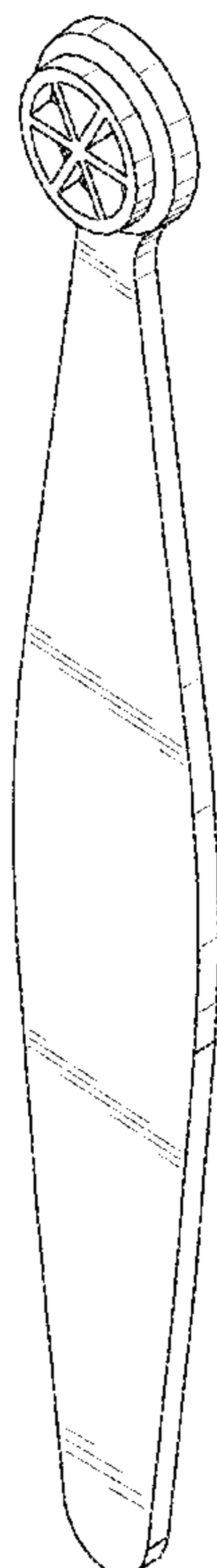
FIG. 1 is a front perspective view of the design of a swab device showing a third embodiment of the new design;  
FIG. 2 is a rear perspective view of the swab device of FIG. 1;  
FIG. 3 is a front elevation view of the swab device shown in FIG. 1;  
FIG. 4 is a right side elevation view of the swab device shown in FIG. 1 (the left side elevation view of the swab device is a mirror image of the view shown in FIG. 4);  
FIG. 5 is a rear elevation view of the swab device shown in FIG. 1;  
FIG. 6 is a top plan view of the swab device shown in FIG. 1; and,  
FIG. 7 is a bottom plan view of the swab device shown in FIG. 1.

(56) **References Cited**

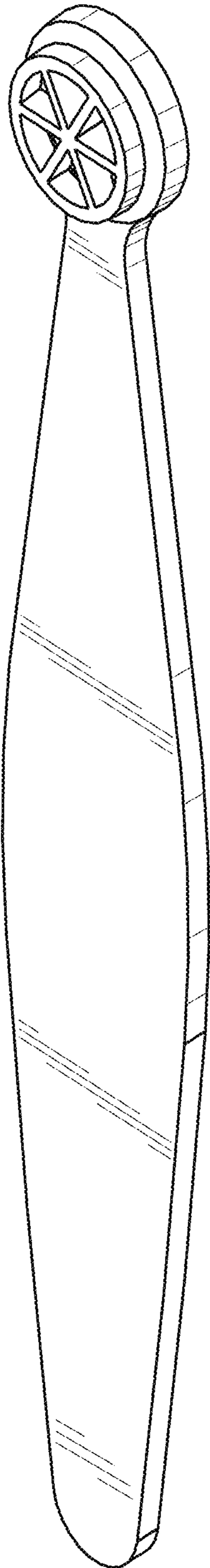
**U.S. PATENT DOCUMENTS**

D315,792 S \* 3/1991 Kachigian ..... D24/119  
D584,813 S \* 1/2009 Watanabe ..... D24/119

**1 Claim, 2 Drawing Sheets**



**FIG. 1**



**FIG. 2**

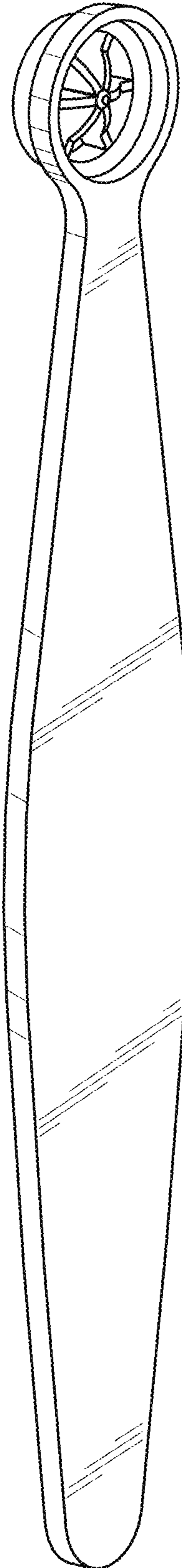


FIG. 3

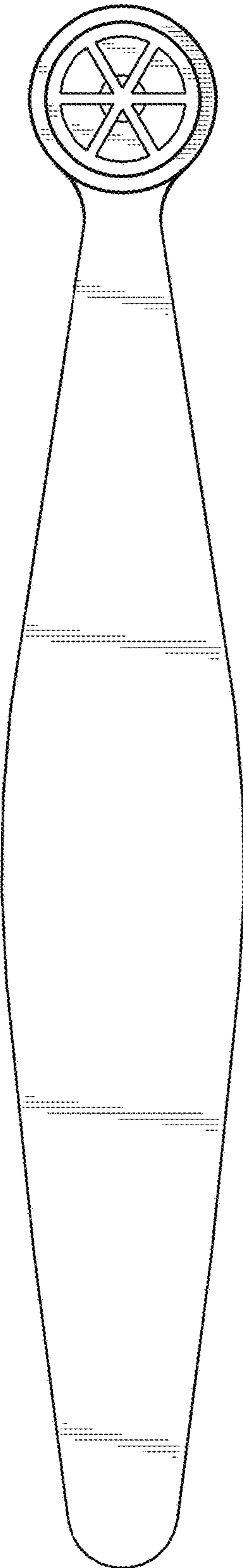


FIG. 4

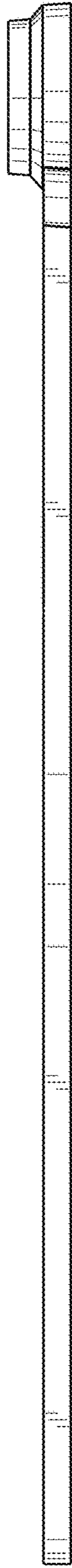


FIG. 6

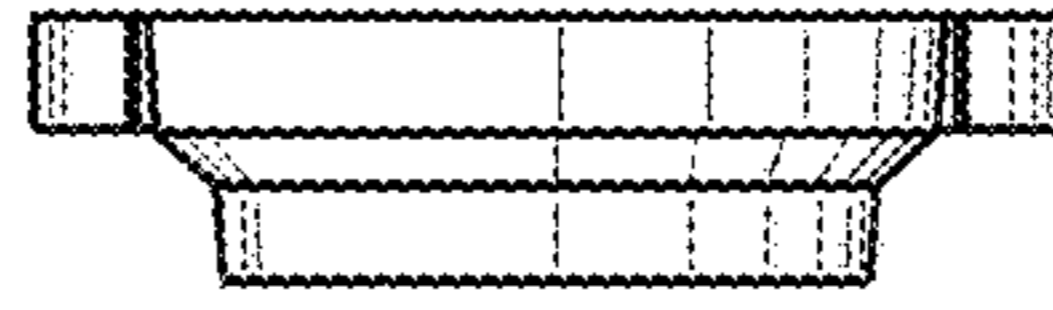


FIG. 7

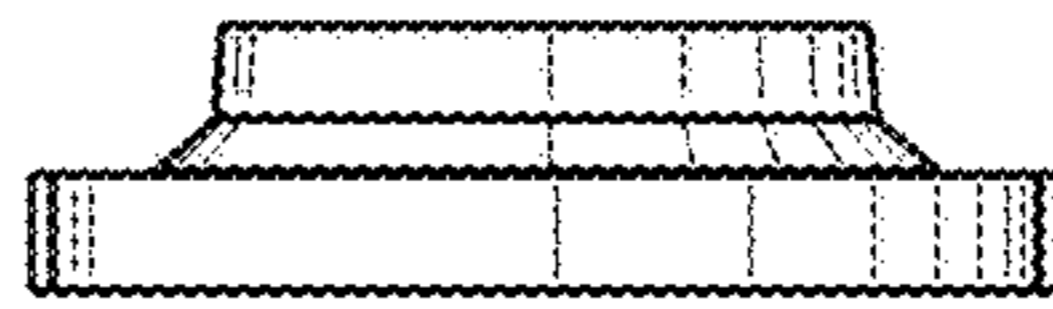


FIG. 5

