



US00D808019S

(12) **United States Design Patent**
Amaral

(10) **Patent No.:** **US D808,019 S**
(45) **Date of Patent:** **** Jan. 16, 2018**

- (54) **BLOOD TESTING DEVICE**
- (71) Applicant: **Melanie Sharyl Amaral**, Oakdale, CA (US)
- (72) Inventor: **Melanie Sharyl Amaral**, Oakdale, CA (US)
- (73) Assignee: **Melanie Sharyl Amaral**, Oakdale, CA (US)

D426,833	S	*	6/2000	Vanelli	D14/387
D459,813	S	*	7/2002	Ramsey, III	D24/186
D486,148	S	*	2/2004	Chan	D14/341
D526,063	S	*	8/2006	Widener	D24/186
D541,800	S	*	5/2007	Ponnert	D14/388
D547,453	S	*	7/2007	Rogers	D24/186
D695,410	S	*	12/2013	Becker	D24/186
D739,031	S	*	9/2015	Golden	D24/186
D741,497	S	*	10/2015	Aber	D24/186
2006/0030758	A1	*	2/2006	Amaral	A61B 5/14546 600/300

(**) Term: **15 Years**

* cited by examiner

(21) Appl. No.: **29/533,547**

Primary Examiner — Anhdao Doan

(22) Filed: **Jul. 17, 2015**

(74) *Attorney, Agent, or Firm* — Melanie Sharyl Amaral

(51) **LOC (11) Cl.** **24-01**

(52) **U.S. Cl.**
USPC **D24/169**

(58) **Field of Classification Search**
 USPC D24/107, 147, 169, 186, 216, 223, 231;
 D10/78, 81; D14/336, 341, 356, 371,
 D14/388, 374, 396
 CPC G01N 33/66; G01N 33/49; G01N 33/493;
 A61B 1/14532; A61B 2560/0412; A61B
 2560/0443; A61B 2560/0462
 See application file for complete search history.

(57) **CLAIM**

The ornamental design for a blood testing device, as shown and described.

DESCRIPTION

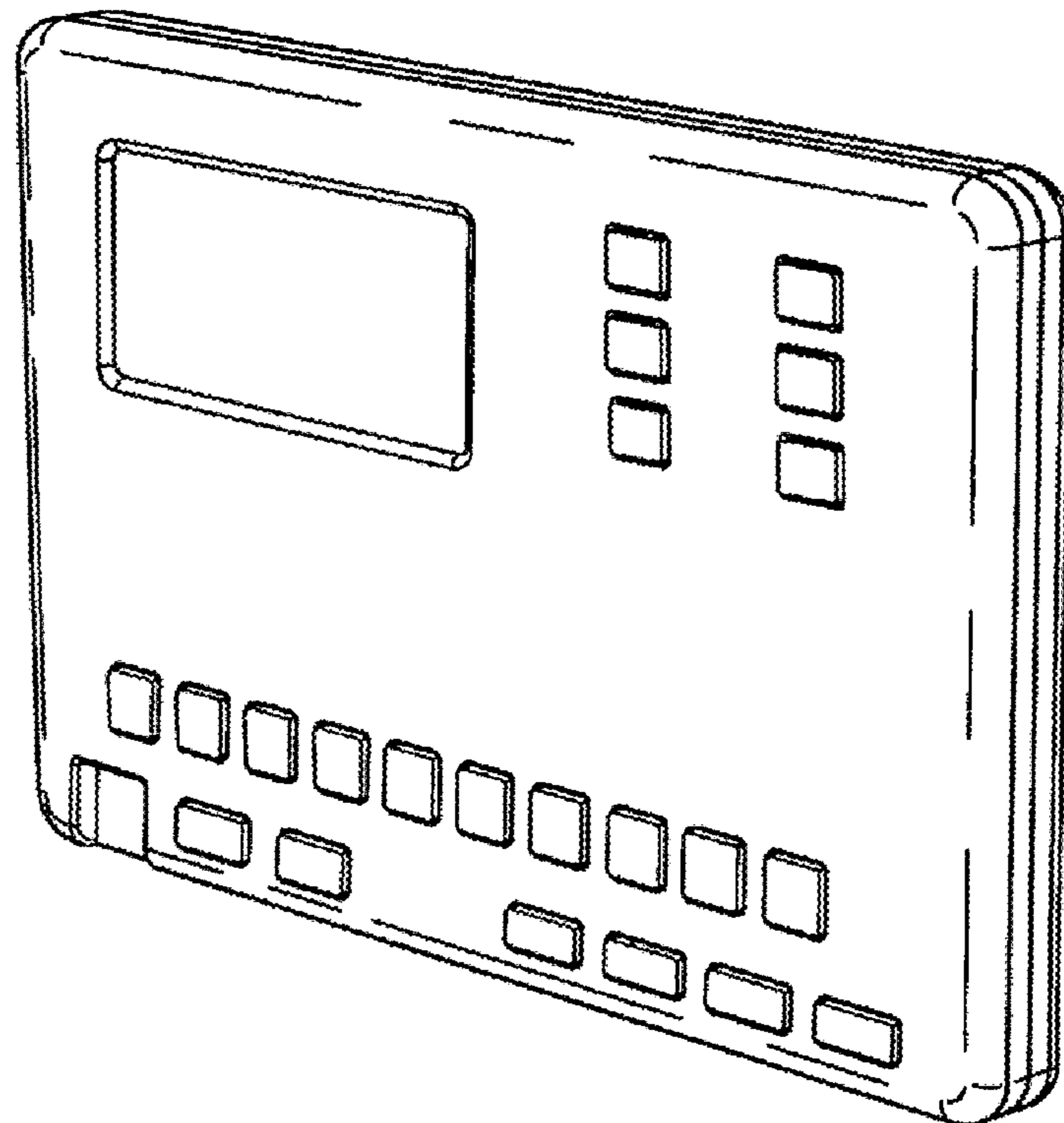
FIG. 1 is a front view of a blood testing device showing my design;
 FIG. 2 is a right-side perspective view thereof; and,
 FIG. 3 is a left-side perspective view thereof.

(56) **References Cited**

U.S. PATENT DOCUMENTS

D269,372	S	*	6/1983	Reis	D24/186
D302,205	S	*	7/1989	Whitley	D24/186

1 Claim, 3 Drawing Sheets






FIG. 1

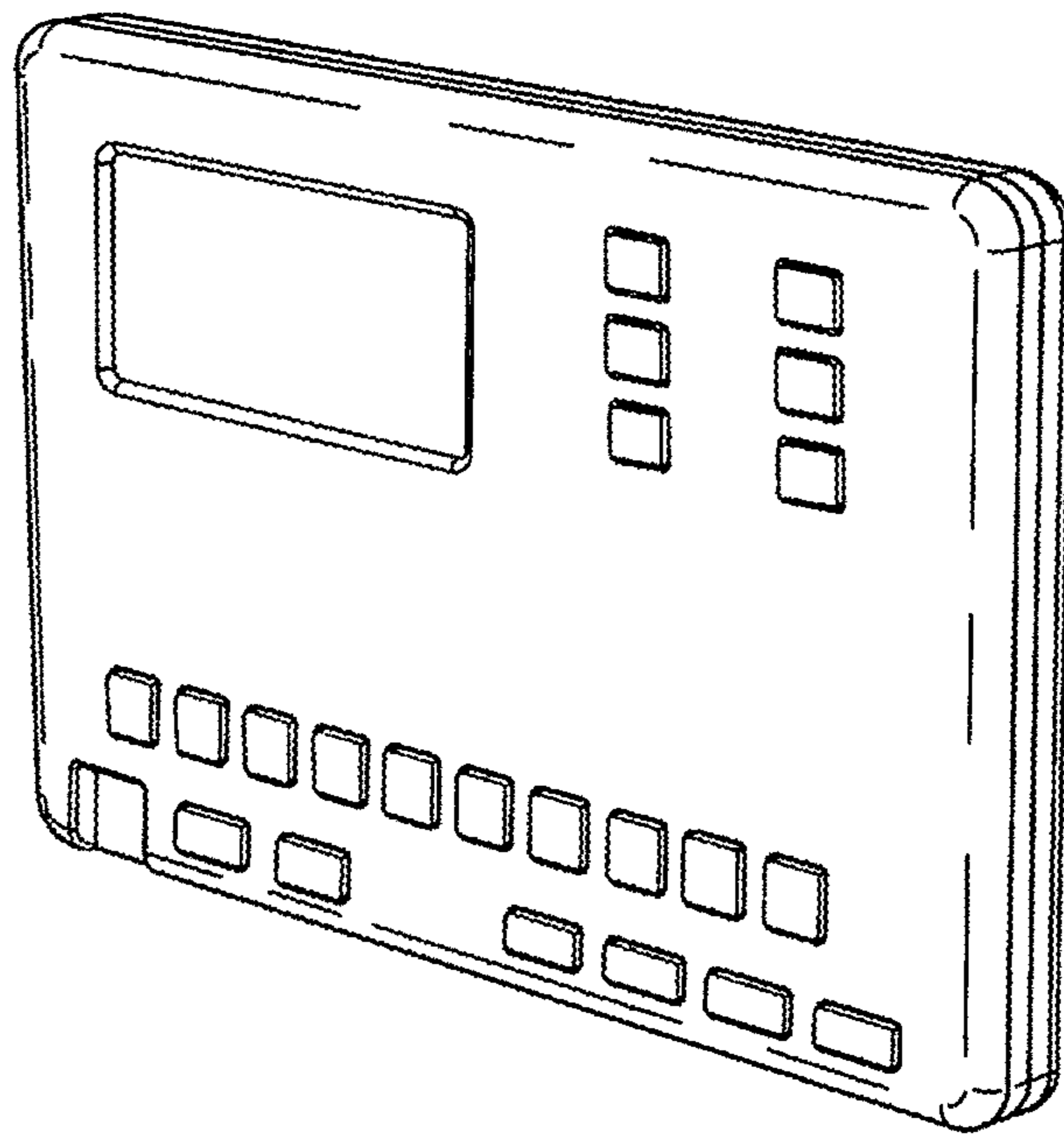


FIG. 2

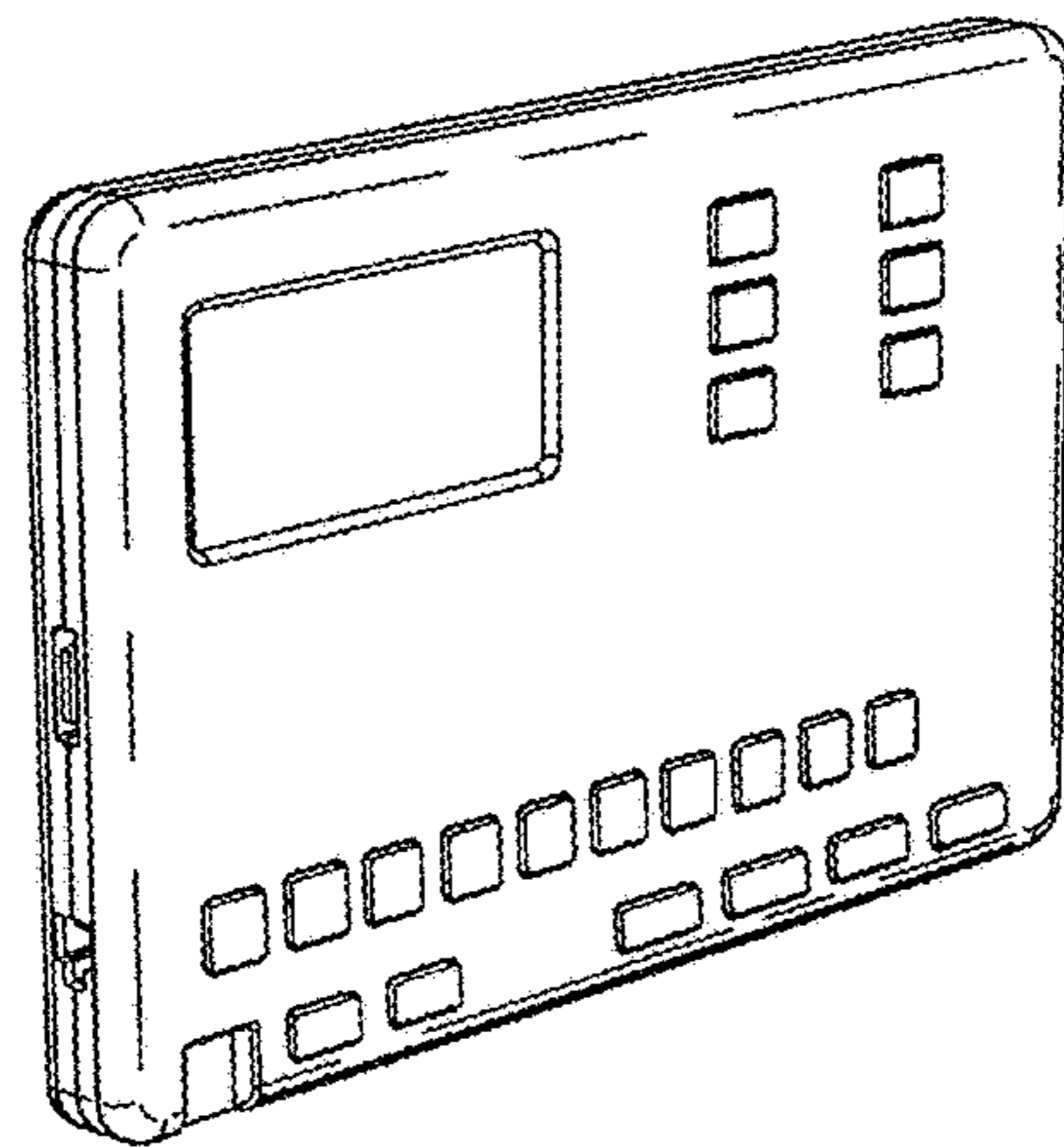


FIG. 3