



US00D807988S

(12) **United States Design Patent**
An et al.

(10) **Patent No.:** **US D807,988 S**
(45) **Date of Patent:** **** Jan. 16, 2018**

(54) **WATER FILTER**

(71) Applicant: **SAMSUNG ELECTRONICS CO., LTD.**, Suwon-si, Gyeonggi-do (KR)

(72) Inventors: **Jaekoog An**, Gwangju (KR); **Sangmin Park**, Gwangju (KR); **Whi-dong Jung**, Seoul (KR); **Jaeik Lee**, Cheongju-si (KR); **Pilkang Hwang**, Chungcheongbuk-do (KR)

(73) Assignee: **SAMSUNG ELECTRONICS CO., LTD.**, Gyeonggi-Do (KR)

(**) Term: **15 Years**

(21) Appl. No.: **29/602,606**

(22) Filed: **May 2, 2017**

Related U.S. Application Data

(63) Continuation of application No. 29/571,925, filed on Jul. 22, 2016.

(30) **Foreign Application Priority Data**

Jun. 15, 2016 (KR) 30-2016-0028964

(51) **LOC (11) Cl.** **23-01**

(52) **U.S. Cl.**
USPC **D23/209**

(58) **Field of Classification Search**
USPC D23/209, 207; 210/232, 234, 282
CPC C02F 1/003; B01D 19/0031; B01D 35/30
See application file for complete search history.

(56) **References Cited**

U.S. PATENT DOCUMENTS

4,615,812 A 10/1986 Darling
D306,199 S 2/1990 Meissner
5,035,798 A 7/1991 Stenger
6,120,685 A * 9/2000 Carlson B01D 35/143
210/232

8,354,024 B2 1/2013 Ihle et al.
9,005,435 B2 * 4/2015 Takeda C02F 1/003
210/172.1
D738,460 S * 9/2015 Cook D23/209
D753,788 S 4/2016 Huda et al.
D761,382 S 7/2016 Curtis et al.
D761,383 S 7/2016 Curtis et al.
D762,812 S 8/2016 Branscomb et al.

(Continued)

FOREIGN PATENT DOCUMENTS

CN 302416364 4/2013
JP 1487988 1/2014
KR 300819596 10/2015

OTHER PUBLICATIONS

Compatible Fridge Filter, (Copyright 2010), pp. 1-5, Retrieved from the Internet Jul. 22, 2016, <URL:http://www.refrigeratorwaterfiltersusa.com/lg-5231ja2006a-5231ja2006b-5231ja2005a-compatible-fridge-filter-p-519.html>.

Primary Examiner — Robin V Webster

(74) *Attorney, Agent, or Firm* — Cantor Colburn LLP

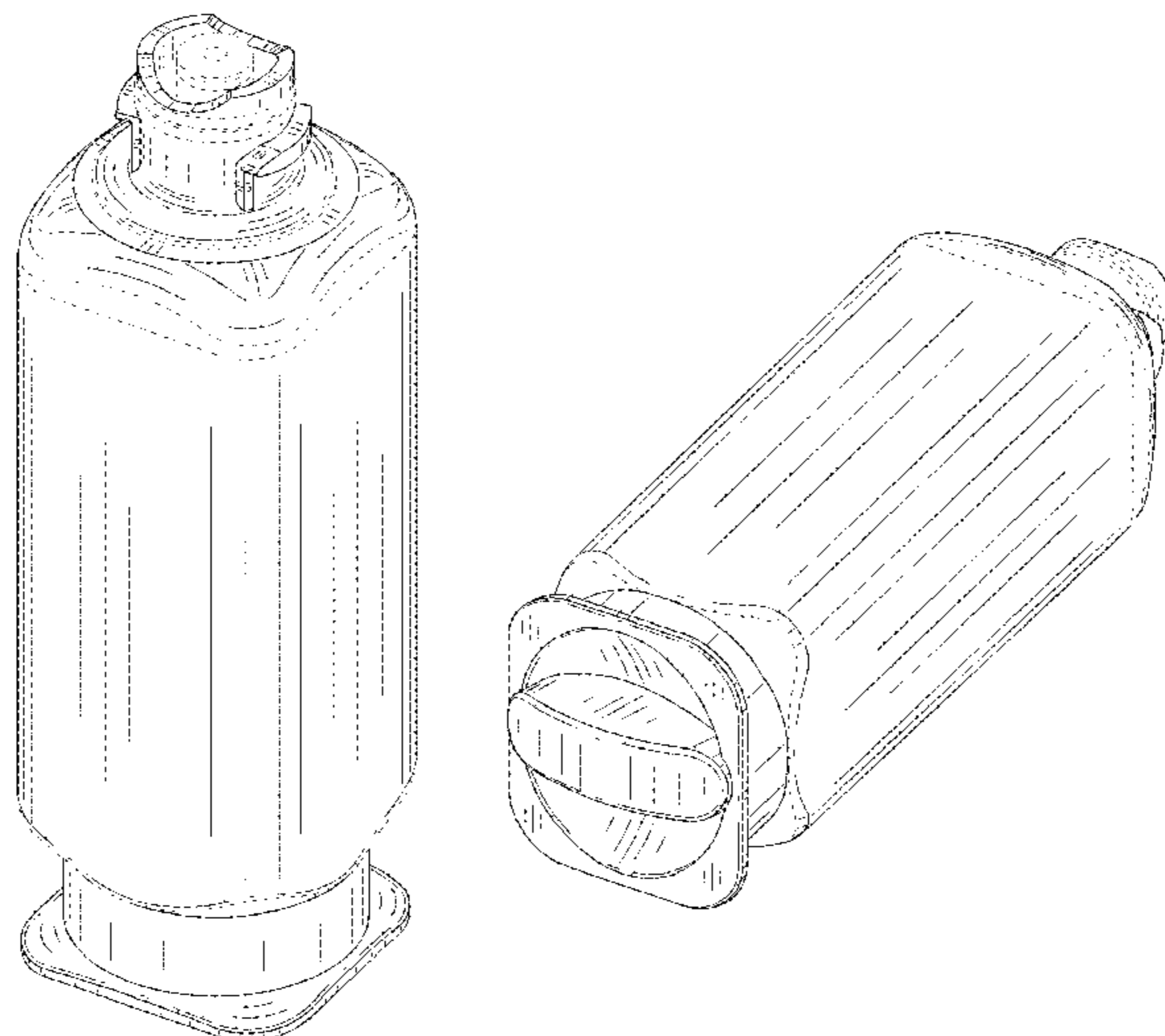
(57) **CLAIM**

The ornamental design for a water filter, as shown and described.

DESCRIPTION

FIG. 1 is a perspective view of water filter, showing our new design;
FIG. 2 is a front view thereof;
FIG. 3 is a rear view thereof;
FIG. 4 is a left side view thereof;
FIG. 5 is a right side view thereof;
FIG. 6 is a top view thereof;
FIG. 7 is a bottom view thereof; and,
FIG. 8 is a bottom perspective view thereof.
The broken lines in the figures illustrating portions of the water filter form no part of the claimed design.

1 Claim, 7 Drawing Sheets



(56)

References Cited

U.S. PATENT DOCUMENTS

D765,220 S	8/2016	Boudreau et al.	
D775,712 S *	1/2017	Kim	D23/209
D776,237 S	1/2017	Dong et al.	
D780,887 S	3/2017	Huda et al.	
D791,912 S	7/2017	Boudreau et al.	

* cited by examiner

FIG. 1

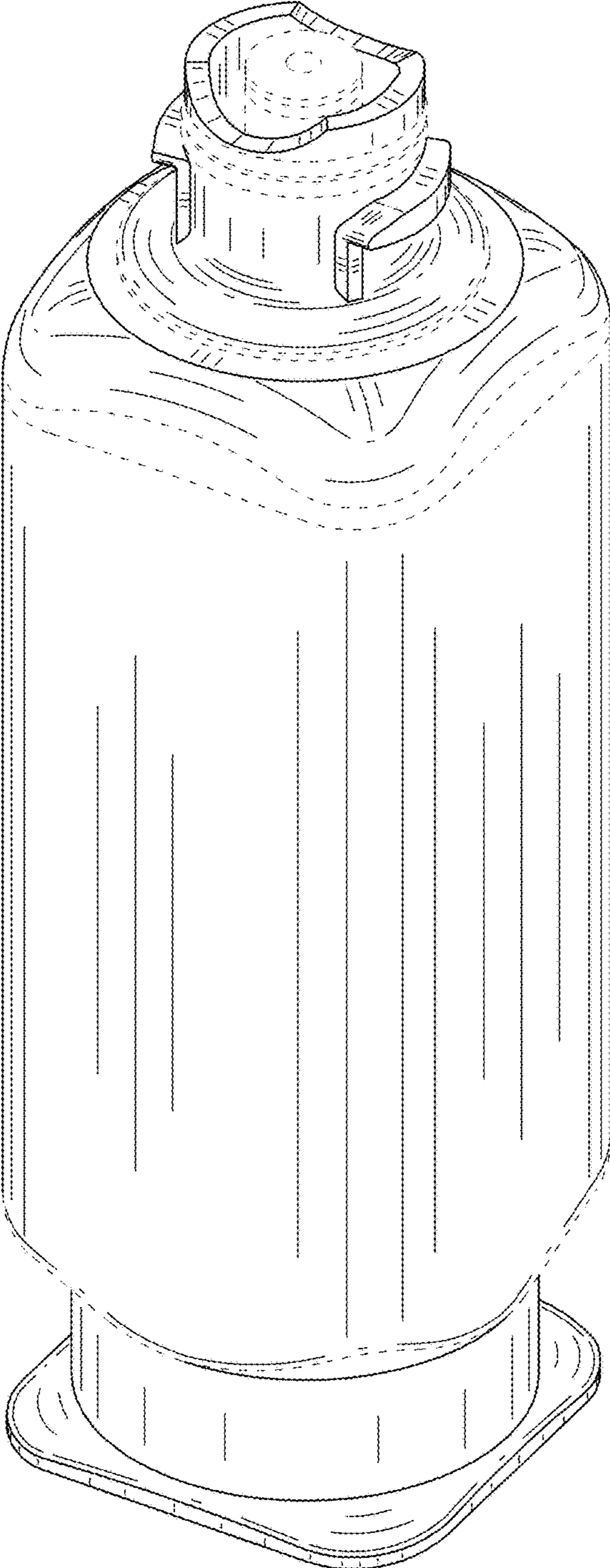


FIG. 2




FIG. 3




FIG. 4




FIG. 5




FIG. 6

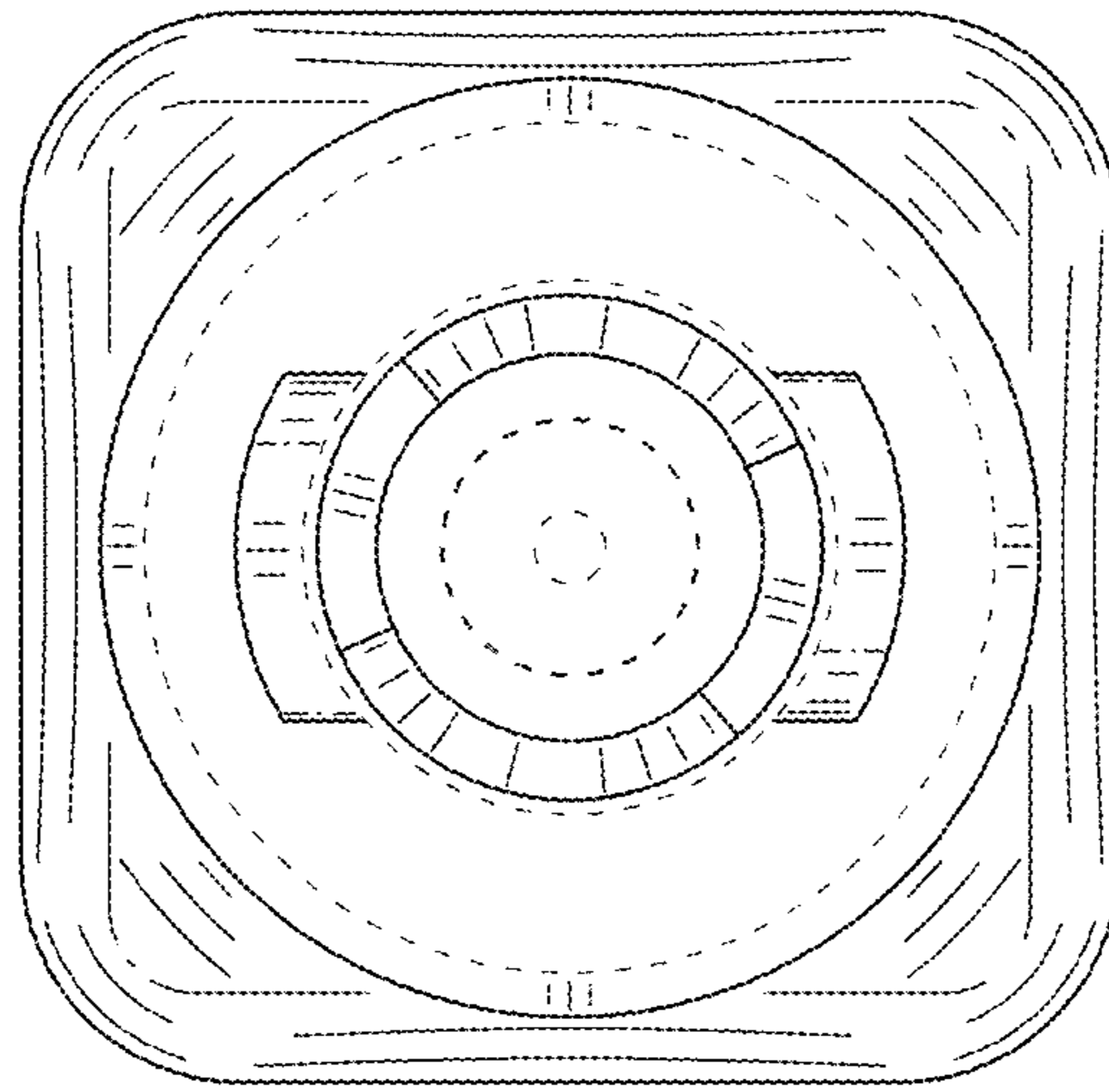


FIG. 7

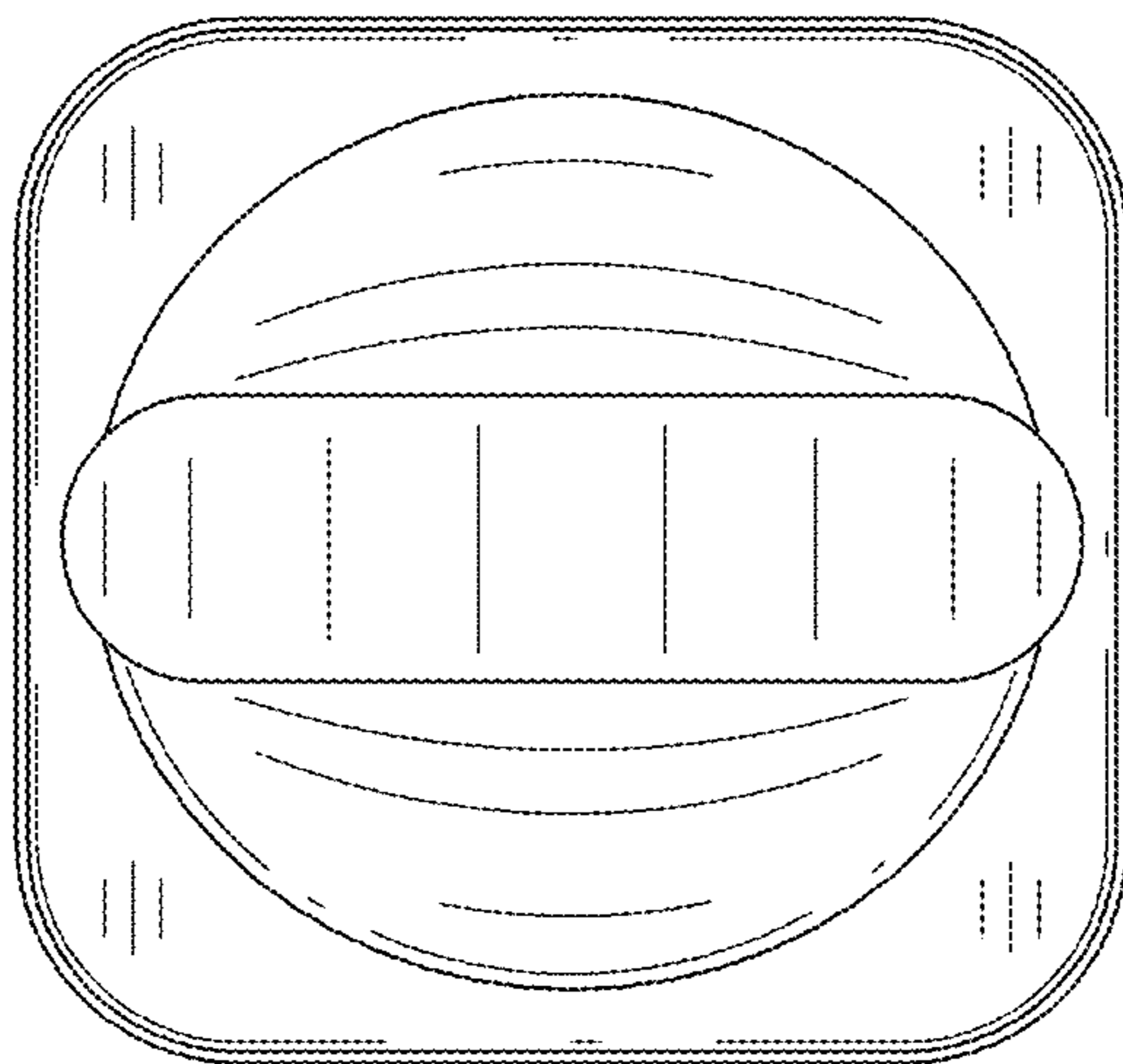


FIG. 8

