



US00D807985S

(12) **United States Design Patent**
Shalon et al.

(10) **Patent No.:** **US D807,985 S**
(45) **Date of Patent:** **** Jan. 16, 2018**

(54) **WATER TEST AND TREATMENT SYSTEM**

(71) Applicant: **WATERGURU INC.**, Palo Alto, CA
(US)

(72) Inventors: **Tadmor Shalon**, Palo Alto, CA (US);
Christopher Loew, Palo Alto, CA (US)

(73) Assignee: **WATERGURU INC.**, Palo Alto, CA
(US)

(**) Term: **15 Years**

(21) Appl. No.: **29/579,897**

(22) Filed: **Oct. 4, 2016**

(51) **LOC (11) Cl.** **23-01**

(52) **U.S. Cl.**
USPC **D23/207**; D23/204

(58) **Field of Classification Search**
USPC D23/207, 204; 55/498
See application file for complete search history.

(56) **References Cited**

U.S. PATENT DOCUMENTS

2,758,710	A	8/1956	Arens	
2,889,958	A	6/1959	Ekenstam et al.	
D233,887	S *	12/1974	Bower	D23/204
4,129,230	A	12/1978	Billett et al.	
D273,977	S *	5/1984	Burrows	D23/204
4,769,137	A	9/1988	Powell, Jr.	
4,780,197	A	10/1988	Schuman	
4,825,528	A	5/1989	Nicholson et al.	
D307,460	S *	4/1990	Bradford	D13/102
D358,868	S *	5/1995	Hembree	D23/207
5,476,116	A	12/1995	Price et al.	
5,662,795	A	9/1997	Pickens et al.	
5,985,155	A	11/1999	Maitland	
6,238,553	B1	5/2001	Lin	
6,343,697	B1 *	2/2002	Hausdorf	B01D 25/26 210/227
D535,352	S *	1/2007	Verdon	D23/204

7,292,898	B2	11/2007	Clark et al.	
7,409,853	B2	8/2008	Biberger	
D578,179	S *	10/2008	Verdon	D23/207
D623,719	S *	9/2010	Lees	D23/207
8,007,664	B2	8/2011	Reed et al.	
8,404,117	B1	3/2013	Steinbrueck et al.	
D687,512	S *	8/2013	Cullimore	D23/207

(Continued)

FOREIGN PATENT DOCUMENTS

JP 3089916 B2 7/2000

OTHER PUBLICATIONS

Wojtowicz; Chemistry of nitrogen compounds in swimming pool water; JSPSI; 4(1); pp. 30-40; Jan. 2004.

(Continued)

Primary Examiner — Robin V Webster

Assistant Examiner — James C Thorn, Sr.

(74) *Attorney, Agent, or Firm* — Shay Glenn LLP

(57) **CLAIM**

The ornamental design of a water test and treatment system, as shown and described.

DESCRIPTION

FIG. 1 is a front perspective view of a water test and treatment system.

FIG. 2 is a front view of the system of FIG. 1.

FIG. 3 is a first side view of the system of FIG. 1.

FIG. 4 is a back view of the system of FIG. 1.

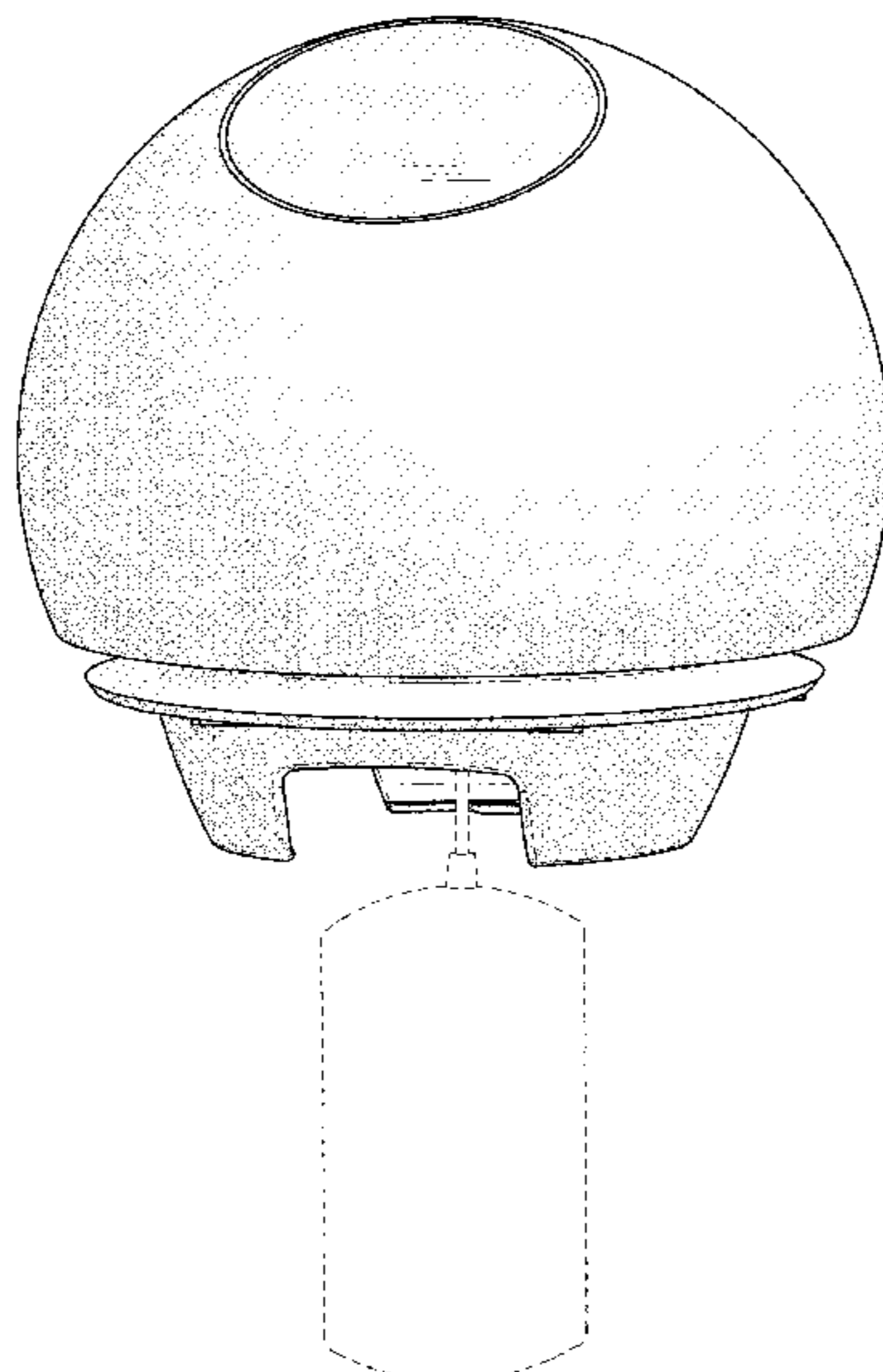
FIG. 5 is a second side view of the system of FIG. 1.

FIG. 6 is a top view of the system of FIG. 1; and,

FIG. 7 is a bottom view of the system of FIG. 1.

The broken lines in the drawings illustrate portions of the water test and treatment system that form no part of the claimed design.

1 Claim, 7 Drawing Sheets



(56)

References Cited

U.S. PATENT DOCUMENTS

D692,524	S *	10/2013	Ziser	D23/207
D730,484	S *	5/2015	Kim	D23/207
9,034,193	B2	5/2015	Shalon et al.	
D742,997	S *	11/2015	Sgroi, Jr.	D23/207
D781,733	S	3/2017	Fernandes	
D795,994	S *	8/2017	Malone	D23/207
2001/0045380	A1	11/2001	Khan	
2002/0056689	A1	5/2002	Shim et al.	
2006/0110292	A1	5/2006	Deverse et al.	
2007/0094817	A1	5/2007	Stoltz et al.	
2007/0138109	A1	6/2007	Tufano et al.	
2008/0094235	A1	4/2008	Brochu et al.	
2008/0311898	A1	12/2008	Benco et al.	
2009/0218296	A1	9/2009	King et al.	
2011/0139727	A1	6/2011	Hui	
2013/0168327	A1	7/2013	Clark	
2015/0143785	A1 *	5/2015	Sun	B01D 29/0097 55/498
2015/0218835	A1	8/2015	Shalon	
2017/0092096	A1	3/2017	Fernandes et al.	

OTHER PUBLICATIONS

Bullock; Disinfection of swimming pool water; PhD Thesis; Chapter 5 Material and Methods; pp. 60-79; Cranfield University; Oct. 2003.

OnBALANCE; The role of CO2 in pool water; 5 pages; Jan. 2006; (retrieved from the internet: http://www.anotherperfectpoolnews.com/wp-content/uploads/Tech_Talk/onbalance_ks_co2inwater.pdf).

* cited by examiner

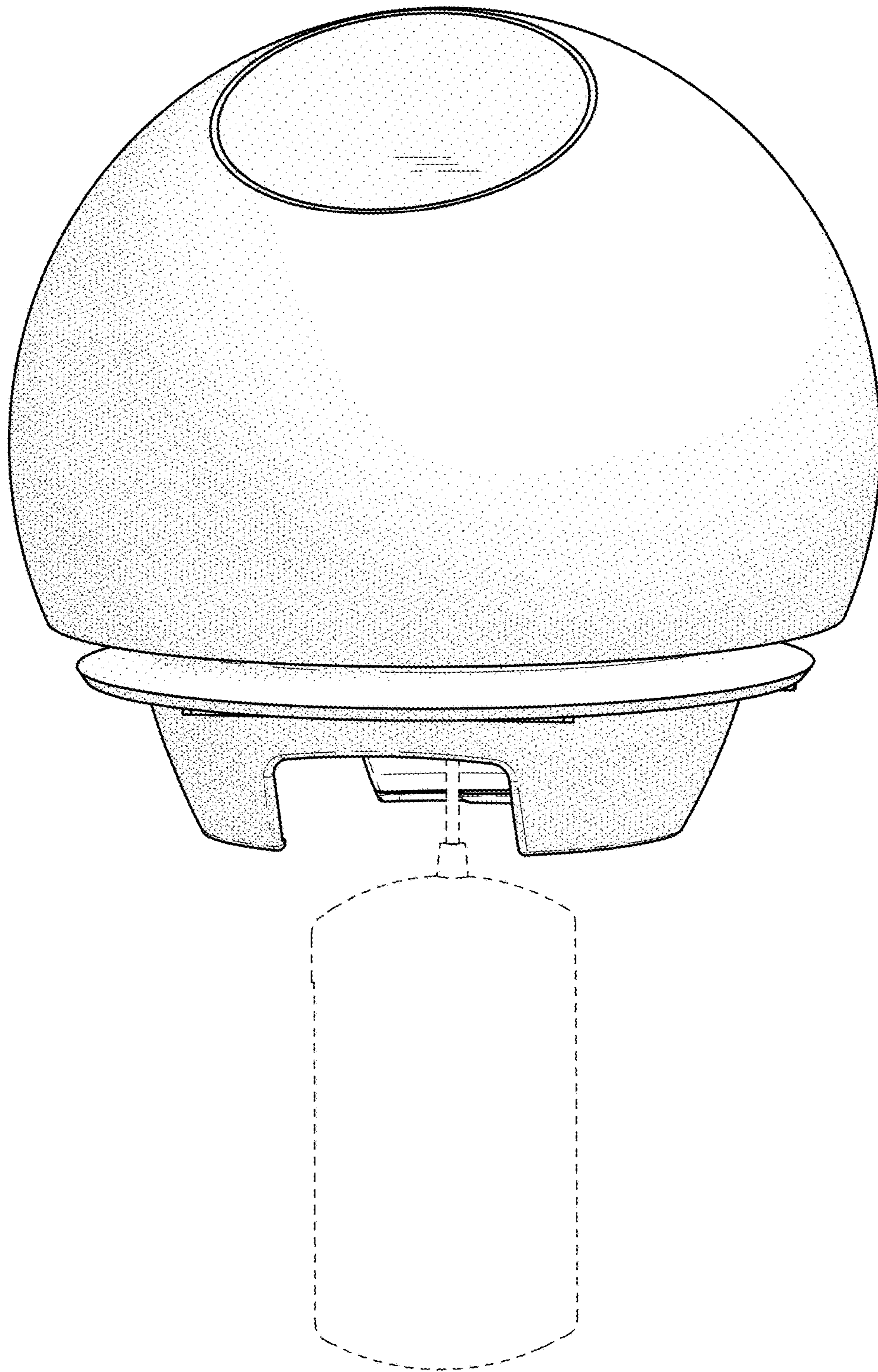


FIG. 1

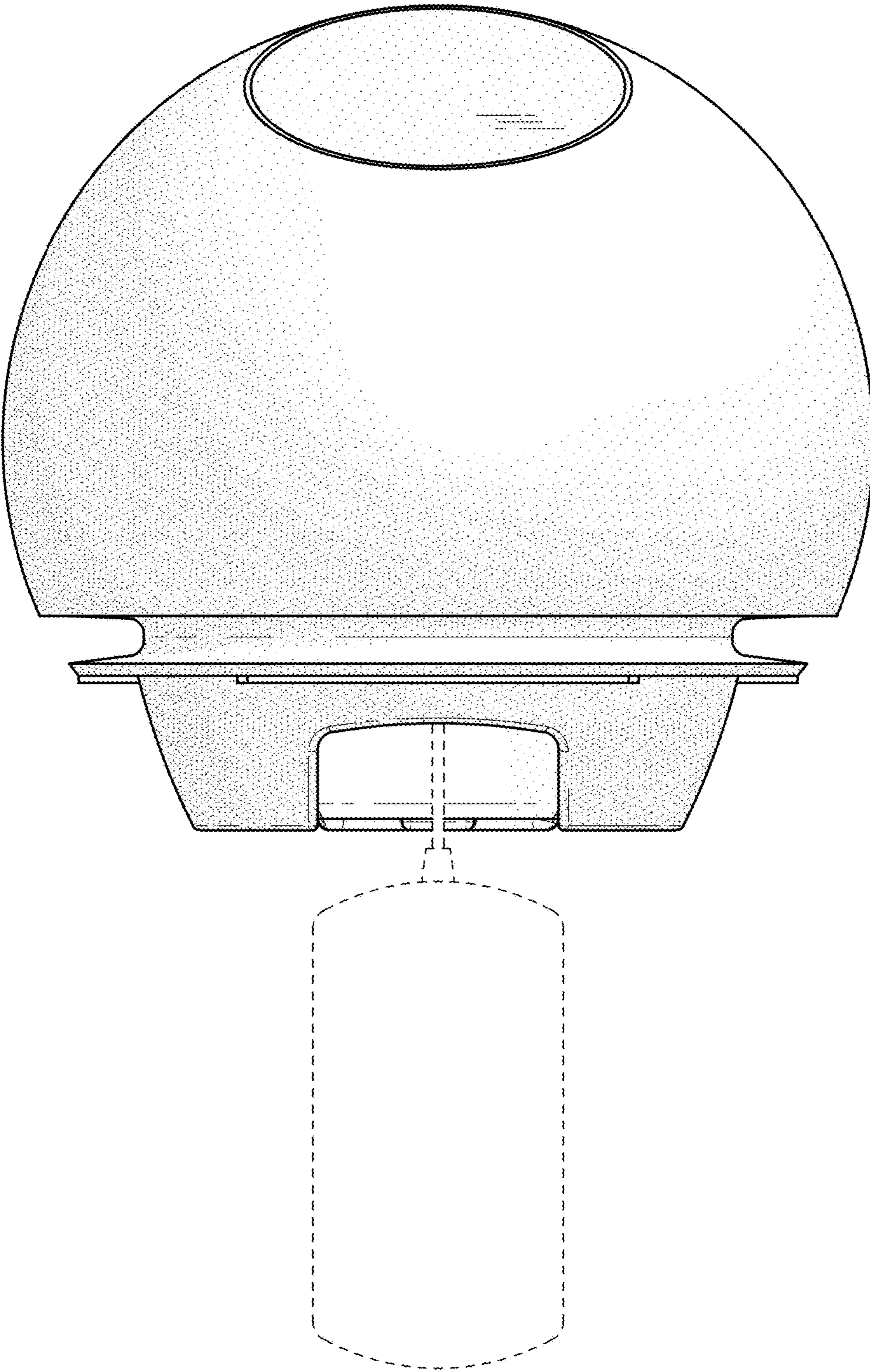


FIG. 2

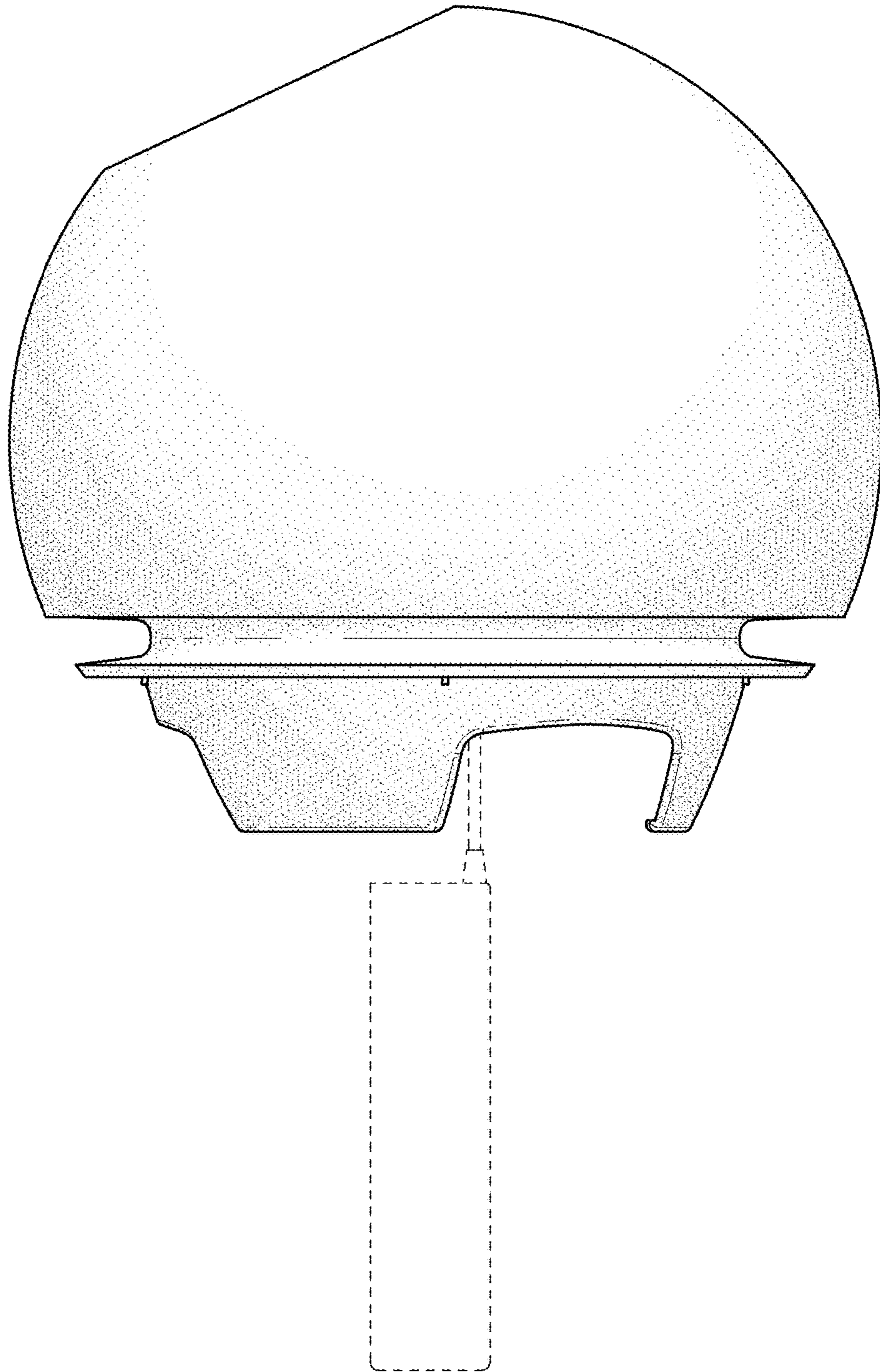


FIG. 3

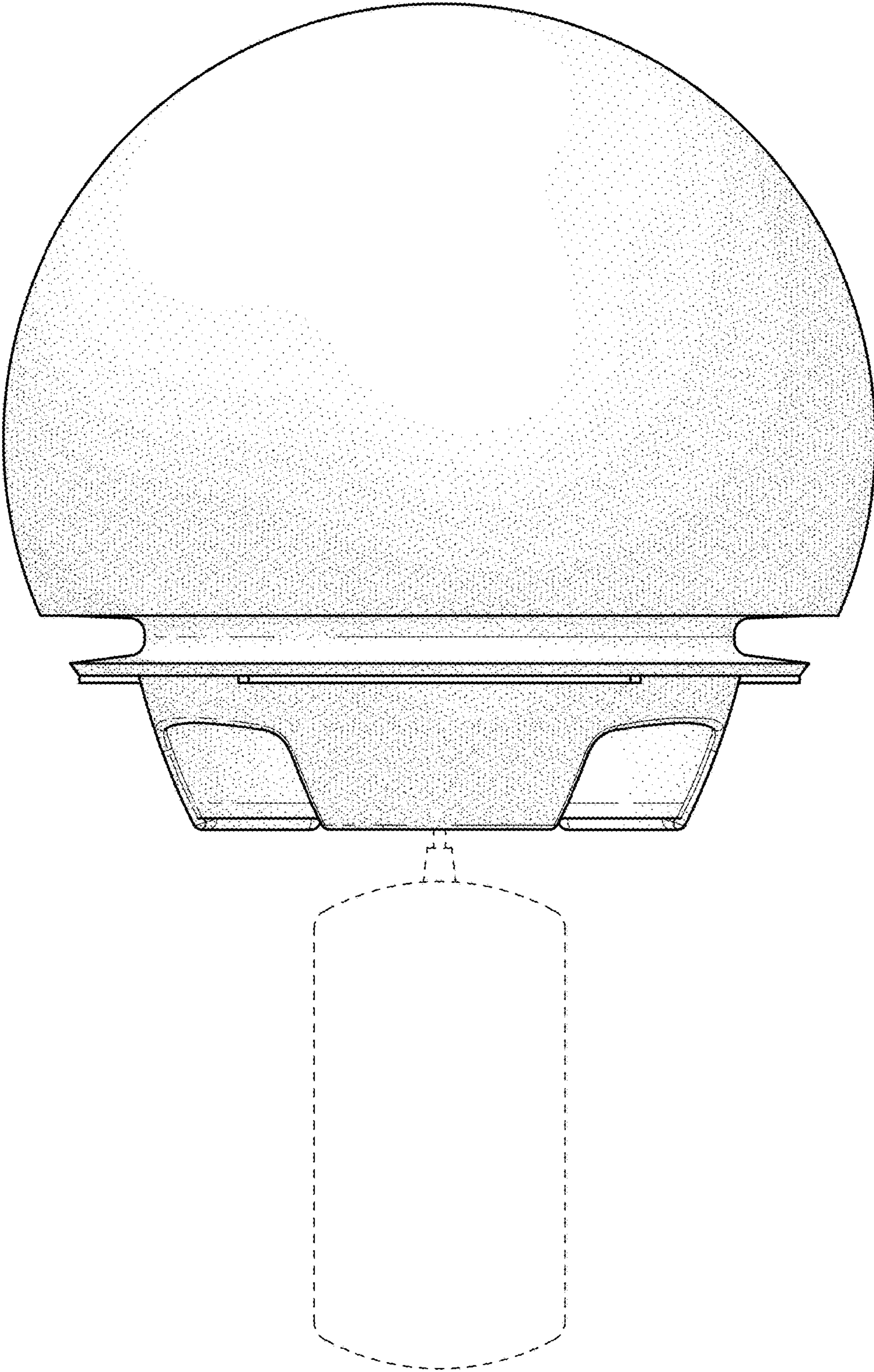


FIG. 4

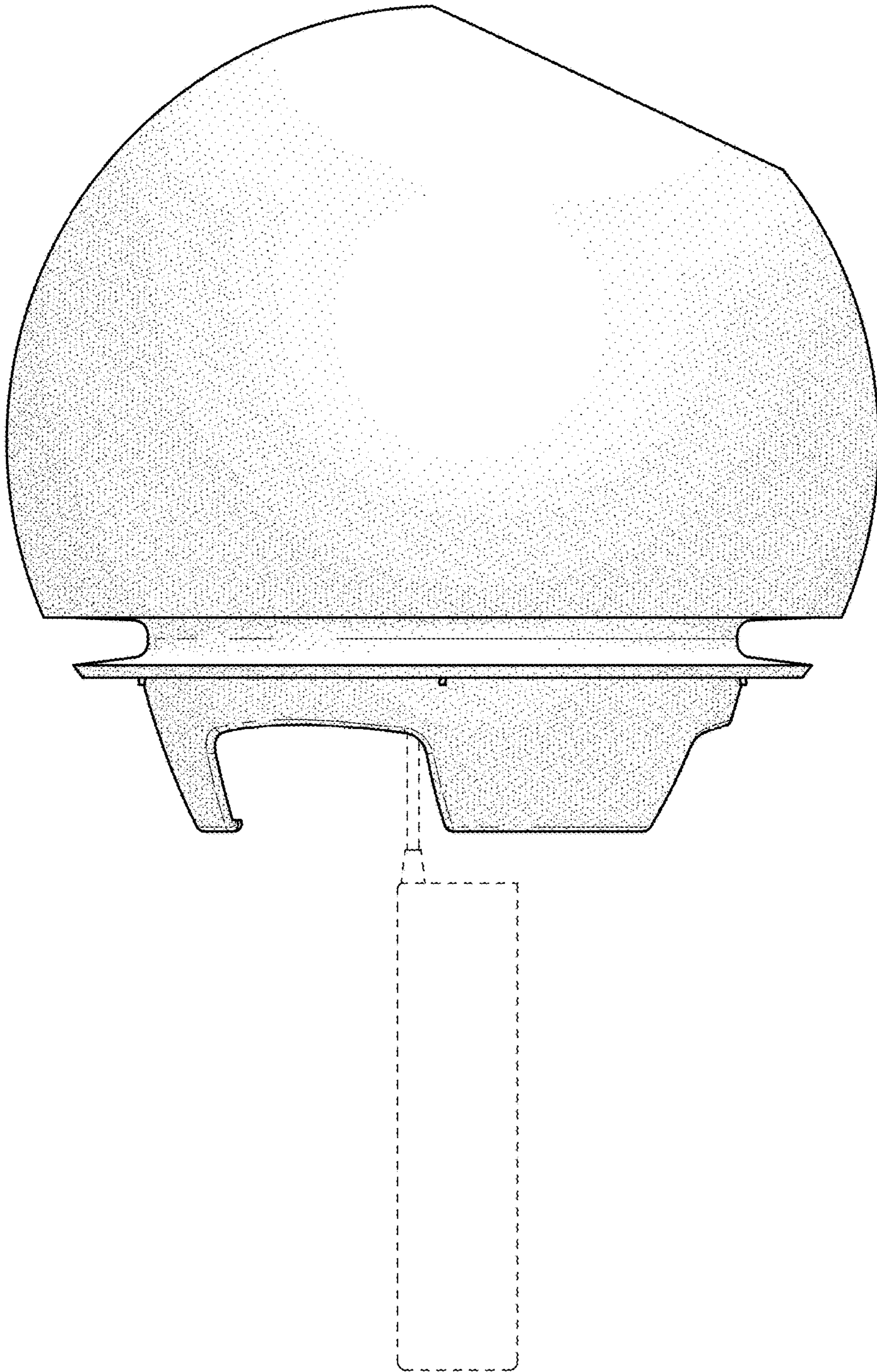


FIG. 5

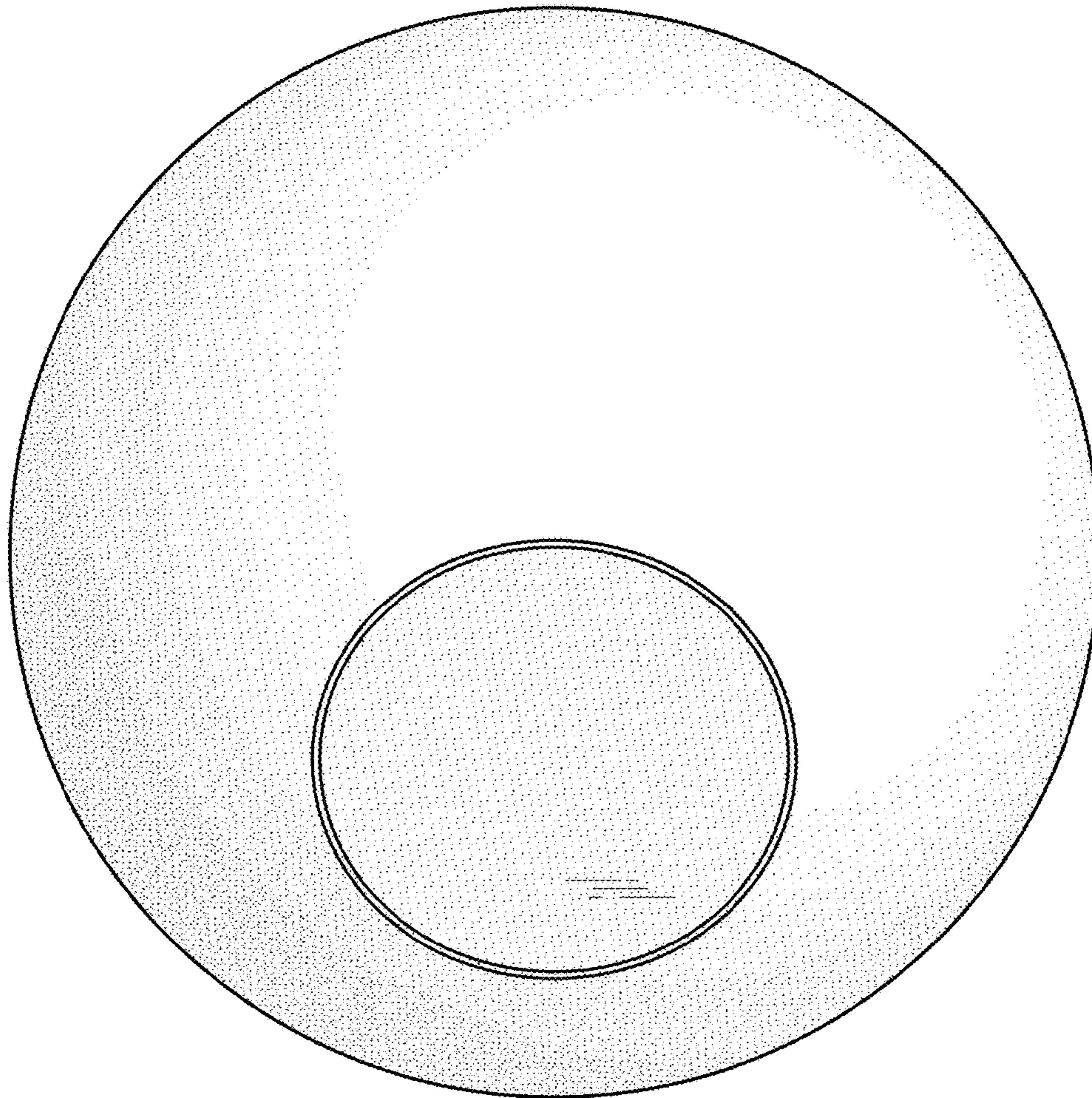


FIG. 6

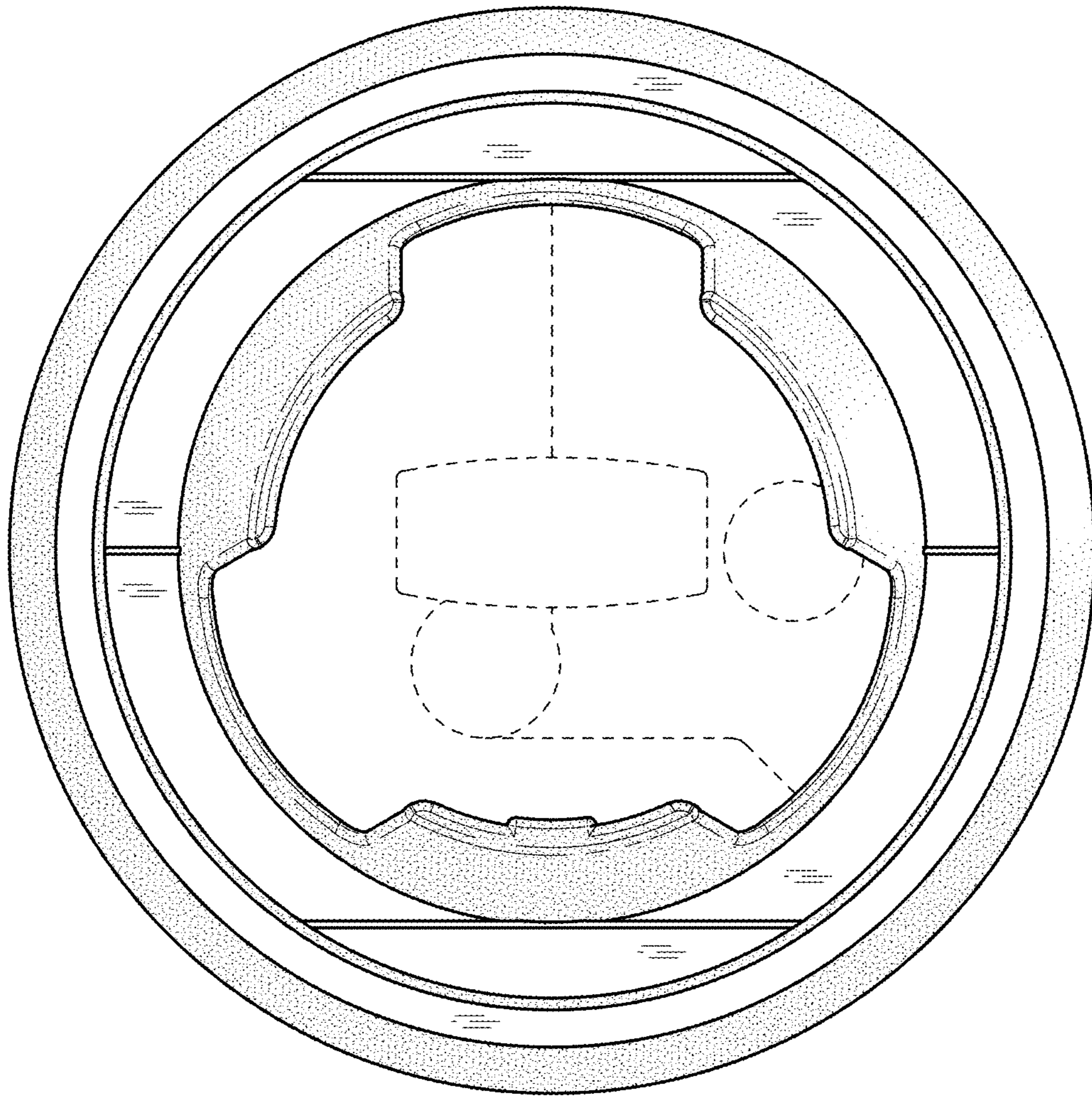


FIG. 7