



US00D807977S

(12) **United States Design Patent** (10) **Patent No.:** **US D807,977 S**
Lee (45) **Date of Patent:** **** Jan. 16, 2018**

- (54) **FOB FOR GOLF PUTTER COVER** 6,491,594 B1 * 12/2002 Dacosta A63B 57/50
 473/408
 (71) Applicant: **Hye Koung Lee**, Namyangju-si (KR) D613,201 S * 4/2010 Orr D11/231
 7,716,859 B1 * 5/2010 Chen A63B 57/207
 (72) Inventor: **Hye Koung Lee**, Namyangju-si (KR) D641,661 S * 7/2011 Zhang D11/231
 D643,494 S * 8/2011 Book D21/793
 (**) Term: **15 Years** D701,278 S * 3/2014 Hoffmann D21/793
 2008/0230435 A1 * 9/2008 Cope A63B 57/00
 206/579

(21) Appl. No.: **29/569,330**

(22) Filed: **Jun. 27, 2016**

(30) **Foreign Application Priority Data**

Dec. 29, 2015 (KR) 30-2015-0066968

(51) **LOC (11) Cl.** **21-02**

(52) **U.S. Cl.**
USPC **D21/789**; D21/793

(58) **Field of Classification Search**
USPC D21/789, 753, 759, 793, 794, 796
CPC A63B 57/00; A63B 55/408; A63D 57/12;
A63D 57/16; A63D 57/20; A63D 57/30;
A63D 57/35; A63D 57/50
See application file for complete search history.

(56) **References Cited**

U.S. PATENT DOCUMENTS

- 4,736,877 A * 4/1988 Clark A45F 5/021
 206/315.1
 5,419,551 A * 5/1995 Hoyt A63B 57/00
 15/4
 D376,687 S * 12/1996 Carretta D3/221
 D394,692 S * 5/1998 Edwards D21/793
 5,782,708 A * 7/1998 Kimball, Jr. A63B 57/50
 224/918
 6,220,973 B1 * 4/2001 Hsu A63B 57/207
 473/406

* cited by examiner

Primary Examiner — Mitchell Siegel

(74) *Attorney, Agent, or Firm* — Antonio Ha & U.S. Patent, LLC

(57) **CLAIM**

The ornamental design for a fob for golf putter cover, as shown and described.

DESCRIPTION

FIG. 1 is a perspective view of the fob for golf putter cover of the present invention;
 FIG. 2 is a front view of the fob for golf putter cover of the present invention;
 FIG. 3 is a rear view of the fob for golf putter cover of the present invention;
 FIG. 4 is a left side view of the fob for golf putter cover of the present invention;
 FIG. 5 is a right side view of the fob for golf putter cover of the present invention;
 FIG. 6 is a top view of the fob for golf putter cover of the present invention;
 FIG. 7 is a bottom view of the fob for golf putter cover of the present invention; and,
 FIG. 8 is an exploded perspective view of the fob for a golf putter cover of the present invention.

1 Claim, 6 Drawing Sheets

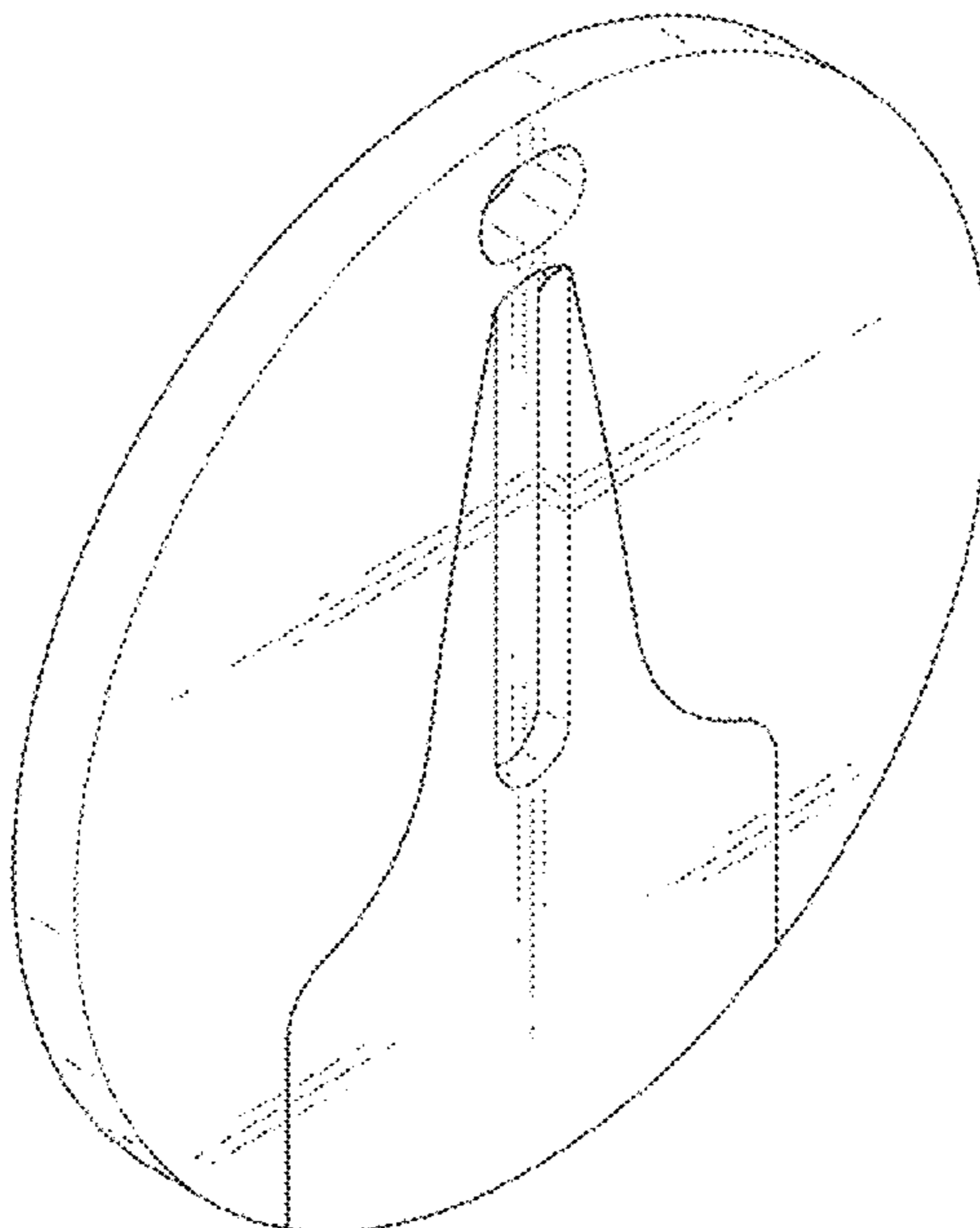


Fig. 1

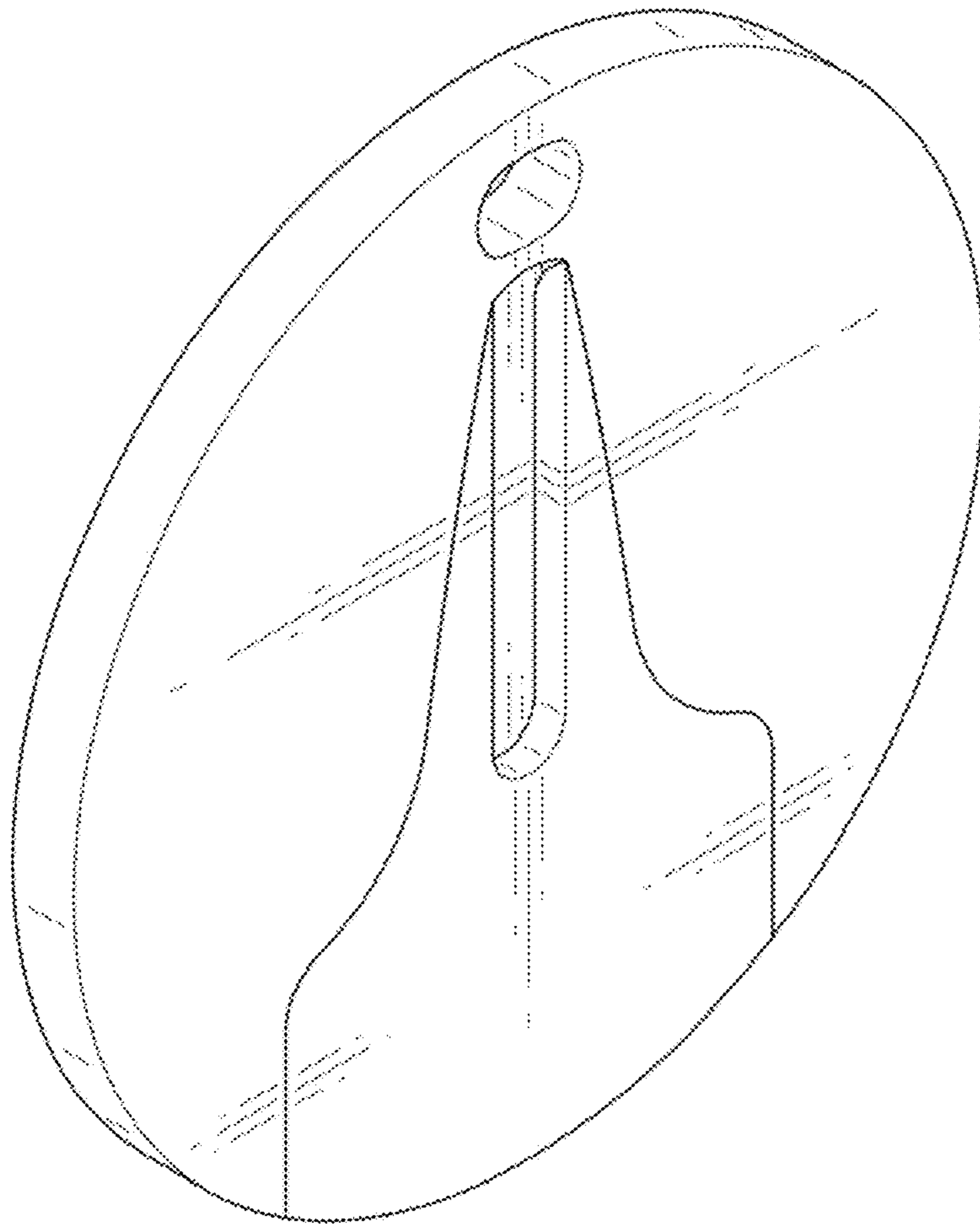


Fig. 2

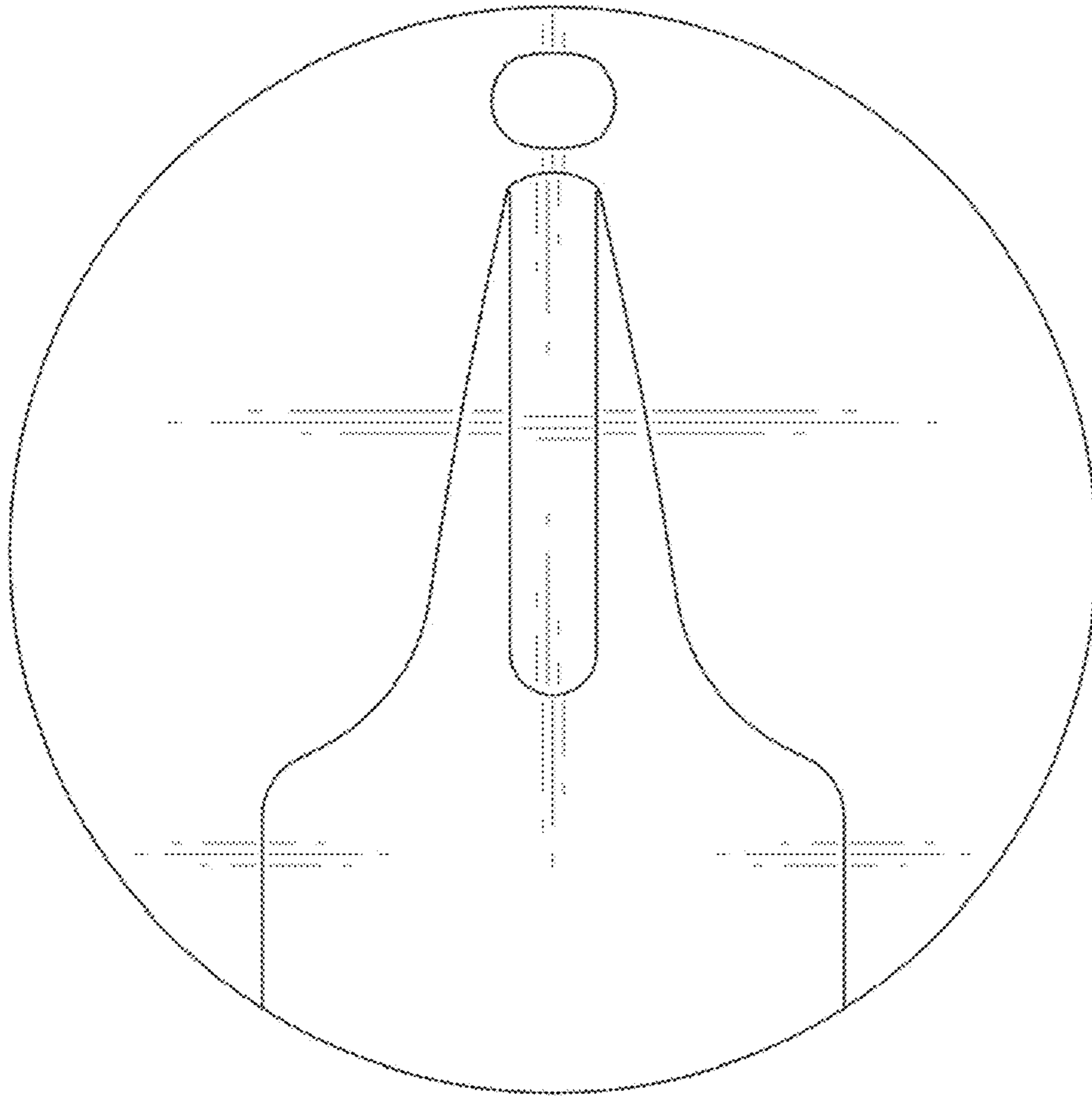


Fig. 3

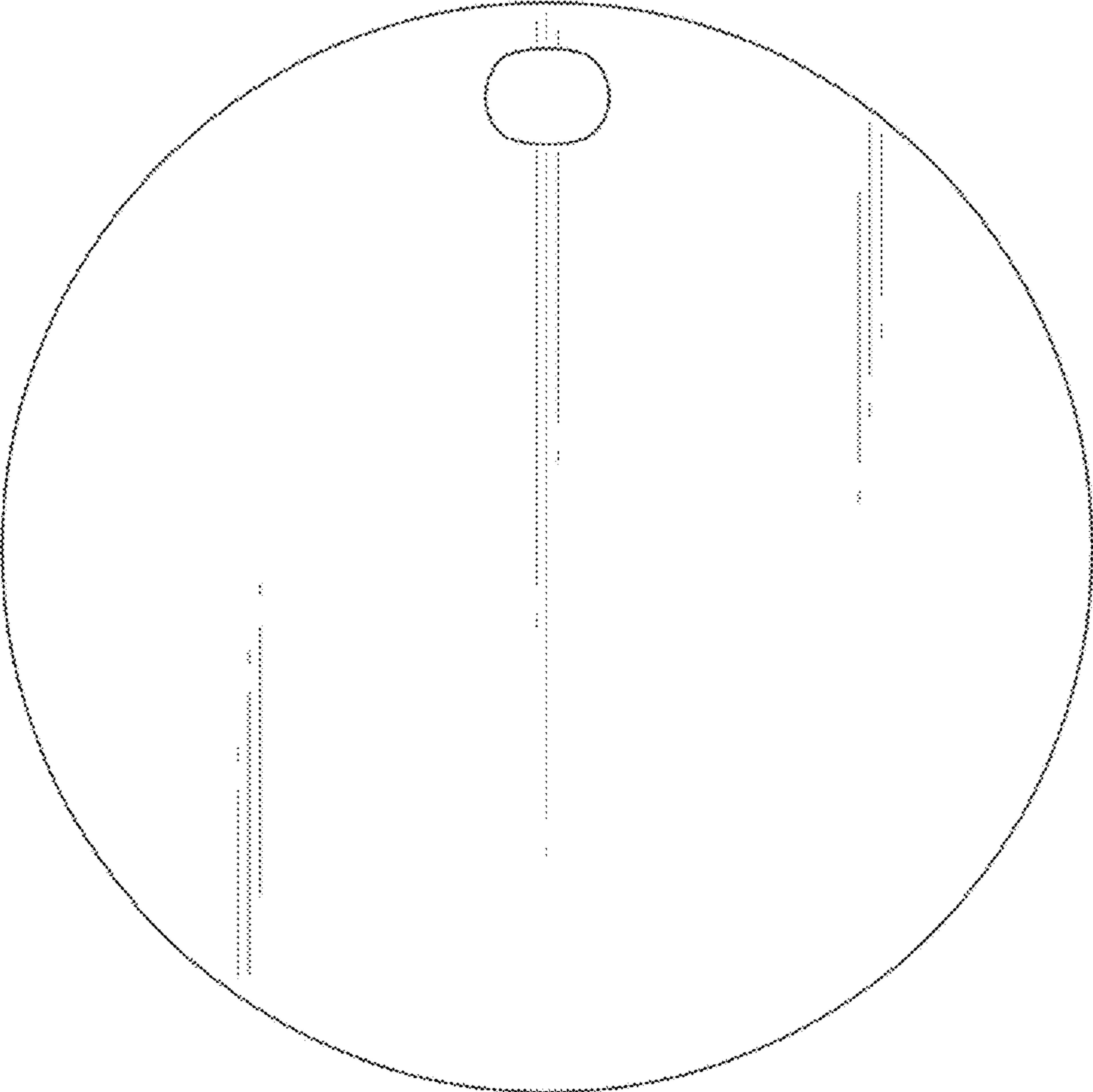


Fig. 4



Fig. 5



Fig. 6



Fig. 7



Fig. 8

