



US00D807975S

(12) **United States Design Patent**  
**Wang**

(10) **Patent No.:** **US D807,975 S**  
(45) **Date of Patent:** **\*\* Jan. 16, 2018**

- (54) **GOLF CLUB**
- (71) Applicant: **Jonathan Wang**, Hayward, CA (US)
- (72) Inventor: **Jonathan Wang**, Hayward, CA (US)
- (\*\*) Term: **15 Years**
- (21) Appl. No.: **29/574,373**
- (22) Filed: **Aug. 15, 2016**

**Related U.S. Application Data**

- (63) Continuation-in-part of application No. 29/557,618, filed on Mar. 10, 2016, now Pat. No. Des. 766,388.

**Foreign Application Priority Data**

- (30) Oct. 24, 2015 (CN) ..... 2015 3 0414054
- (51) **LOC (11) Cl.** ..... **21-02**
- (52) **U.S. Cl.**  
USPC ..... **D21/747**

- (58) **Field of Classification Search**  
USPC ..... D21/747-751, 759  
CPC ..... A63B 53/00; A63B 53/04; A63B 53/047;  
A63B 53/0475; A63B 2053/0479; A63B  
2053/0483; A63B 2053/0445  
See application file for complete search history.

(56) **References Cited**

**U.S. PATENT DOCUMENTS**

1,695,598 A \* 12/1928 MacClain ..... A63B 53/04  
473/328  
1,975,822 A \* 10/1934 Young ..... A63B 53/04  
473/328  
3,138,386 A \* 6/1964 Onions ..... A63B 53/04  
473/328  
D228,564 S \* 10/1973 Braly ..... D21/751  
3,810,631 A \* 5/1974 Braly ..... A63B 53/04  
473/328

3,862,759 A \* 1/1975 Evans ..... A63B 53/04  
473/328  
3,997,171 A \* 12/1976 Currie ..... A63B 53/04  
473/324  
D301,907 S \* 6/1989 Muta ..... D21/750  
D357,045 S \* 4/1995 Simmons ..... D21/748  
D376,632 S \* 12/1996 Simmons ..... D21/750  
D459,424 S \* 6/2002 Asplund ..... A63B 53/047  
D21/747  
D531,688 S 11/2006 Frame et al.  
D534,608 S 1/2007 Kohno  
D539,862 S 4/2007 Nunez et al.  
D574,045 S \* 7/2008 Kim ..... D21/747  
D591,809 S \* 5/2009 Carlyle ..... D21/747  
D597,157 S 7/2009 Wallin et al.  
D601,651 S 10/2009 Jorgensen et al.  
D603,918 S \* 11/2009 Simon ..... D21/747  
D621,893 S 8/2010 Nicolette et al.  
D627,410 S 11/2010 Nicolette et al.  
D627,845 S \* 11/2010 Day ..... D21/759  
D635,627 S 4/2011 Nicolette et al.  
D643,491 S 8/2011 Stokke et al.  
D643,896 S 8/2011 Jertson et al.  
D647,582 S 10/2011 Nicolette et al.

(Continued)

*Primary Examiner* — Mitchell I. Siegel

(74) *Attorney, Agent, or Firm* — Maier & Maier, PLLC

(57) **CLAIM**

The ornamental design for a golf club, as shown and described.

**DESCRIPTION**

FIG. 1 is a right rear perspective view of a golf club;  
FIG. 2 is a right elevation view thereof;  
FIG. 3 is a left elevation view thereof;  
FIG. 4 is a front perspective view thereof;  
FIG. 5 is a top plan view thereof;  
FIG. 6 is a bottom rear perspective view thereof; and,  
FIG. 7 is a rear elevation view thereof.

**1 Claim, 7 Drawing Sheets**



(56)

**References Cited**

U.S. PATENT DOCUMENTS

D654,547 S	2/2012	Jertson et al.	
D670,775 S	11/2012	Jertson et al.	
D672,417 S	12/2012	Jertson et al.	
D680,603 S	4/2013	Nicolette et al.	
D681,143 S	4/2013	Nicolette et al.	
D708,688 S	7/2014	Nicolette et al.	
8,795,102 B2 *	8/2014	Knight .....	A63B 53/047 473/350
D716,883 S	11/2014	Stokke et al.	
D720,413 S	12/2014	Chen et al.	
D722,352 S	2/2015	Nicolette et al.	
D746,926 S	1/2016	Parsons et al.	
D748,214 S	1/2016	Nicolette et al.	
D748,749 S	2/2016	Nicolette et al.	
D754,269 S	4/2016	Stokke	
D754,806 S	4/2016	Bacon et al.	
D766,388 S *	9/2016	Wang .....	D21/747
D779,007 S *	2/2017	Oyler .....	D21/747
D791,893 S *	7/2017	Wang .....	D21/747

\* cited by examiner



FIG. 1






FIG. 2




FIG. 3



FIG. 4






FIG. 5



FIG. 6





FIG. 7