



US00D807972S

(12) **United States Design Patent**
Hao et al.

(10) **Patent No.:** **US D807,972 S**
(45) **Date of Patent:** **** Jan. 16, 2018**

(54) **EXERCISE BAR**
(71) Applicant: **Dyaco International Inc.**, Taipei (TW)
(72) Inventors: **Kuo-Wo Hao**, Taipei (TW); **Po-Chun Chung**, Taipei (TW)
(73) Assignee: **Dyaco International Inc.**, Taipei (TW)
(**) Term: **15 Years**
(21) Appl. No.: **29/576,120**
(22) Filed: **Aug. 31, 2016**

D454,929 S * 3/2002 Huang D21/662
D488,544 S * 4/2004 Akaltan D23/266
7,387,599 B1 * 6/2008 Hsu A61H 15/0092
482/122
D586,435 S * 2/2009 Reckseen D23/266
7,731,641 B1 * 6/2010 Chen A63B 21/0724
482/106
D644,073 S * 8/2011 Nottke D7/697
8,025,615 B1 * 9/2011 Sargent A63B 21/0552
482/139
D650,487 S * 12/2011 Briscoe D24/211
D688,337 S * 8/2013 Huang D21/662
8,814,767 B2 * 8/2014 Brodbeck A63B 22/20
482/132

(Continued)

(30) **Foreign Application Priority Data**

Aug. 25, 2016 (TW) 105304944

(51) **LOC (11) Cl.** **21-02**

(52) **U.S. Cl.**
USPC **D21/679**

(58) **Field of Classification Search**
USPC 482/106, 112, 128, 109, 139, 132, 127,
482/44, 107, 49, 50, 122, 126, 104, 93,
482/125, 121, 98, 123, 130, 51, 70, 147,
482/79, 142, 148, 62, 45, 46, 114, 118,
482/135, 137; D21/681, 679, 684, 662,
D21/680, 725, 752, 812, 668, 691;
D7/697; D23/266; 601/120; D13/133;
D14/356, 433, 240; D24/215, 211, 212;
D15/17; D22/117; D6/521
CPC . A63B 23/0211; A63B 23/14; A63B 21/4035;
A63B 21/4047; A63B 2208/0233; A63B
21/0004; A63B 21/068; A63B 21/078;
A61H 15/0092

See application file for complete search history.

(56) **References Cited**

U.S. PATENT DOCUMENTS

D269,691 S * 7/1983 Ornstein D21/691
D337,827 S * 7/1993 Seng D24/211
D358,856 S * 5/1995 Boettger, Jr. D21/684

OTHER PUBLICATIONS

6in1 by Bfit dated Oct. 6, 2015. Found online [Sep. 25, 2017]http://www.bfit.co.id/en/bfit/products/v/6in1-multifunction-trainer (Year: 2015).*

Primary Examiner — Robert M. Spear

Assistant Examiner — Ryan Harvey

(74) *Attorney, Agent, or Firm* — Donald E. Stout; Stout, Uxa & Buyan, LLP

(57) **CLAIM**

The ornamental design for a exercise bar, as shown and described.

DESCRIPTION

FIG. 1 is a perspective view of a design for a exercise bar showing our new design.

FIG. 2 is a another perspective view

FIG. 3 is a front elevational view thereof.

FIG. 4 is a rear elevational view thereof.

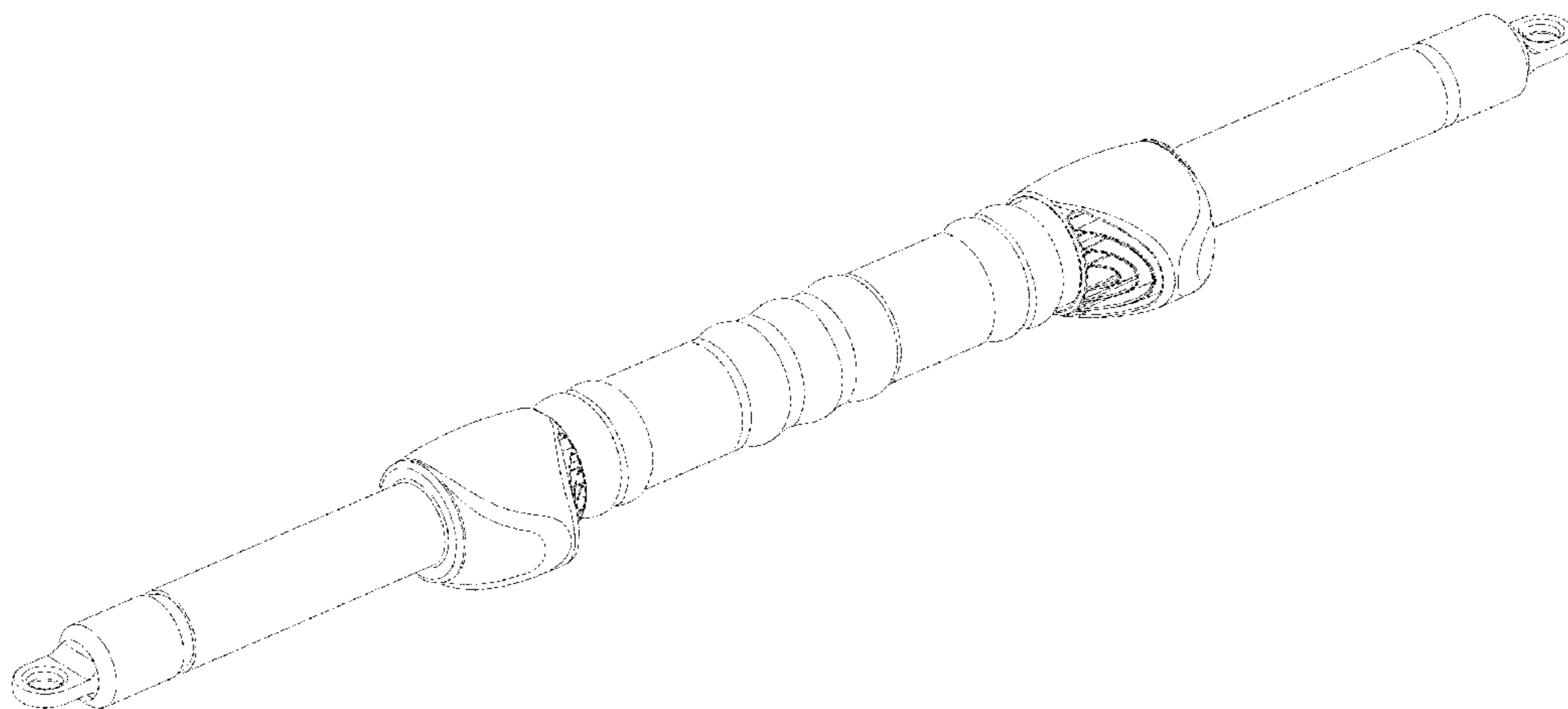
FIG. 5 is a left side elevational view thereof.

FIG. 6 is a right side elevational view thereof.

FIG. 7 is a top plan view thereof; and,

FIG. 8 is a bottom plan view thereof.

1 Claim, 8 Drawing Sheets



(56)

References Cited

U.S. PATENT DOCUMENTS

D723,637	S *	3/2015	Mercado	D21/679
D723,710	S *	3/2015	Ishibashi	D24/215
D731,032	S *	6/2015	Yang	D23/266
D748,745	S *	2/2016	Hansen	D21/679
D756,468	S *	5/2016	Chang	D21/662
D770,579	S *	11/2016	Chang	A63B 22/20 D21/691
2006/0235343	A1 *	10/2006	Fitzmaurice	A61H 15/0092 601/131
2012/0214651	A1 *	8/2012	Ross	A63B 21/0442 482/129
2014/0011647	A1 *	1/2014	Lalaoua	A63B 21/02 482/125
2014/0045659	A1 *	2/2014	Sieben	A63B 71/0036 482/106
2014/0221173	A1 *	8/2014	Crabtree	A63B 21/0724 482/106
2015/0343255	A1 *	12/2015	Miller	A63B 21/072 482/104

* cited by examiner

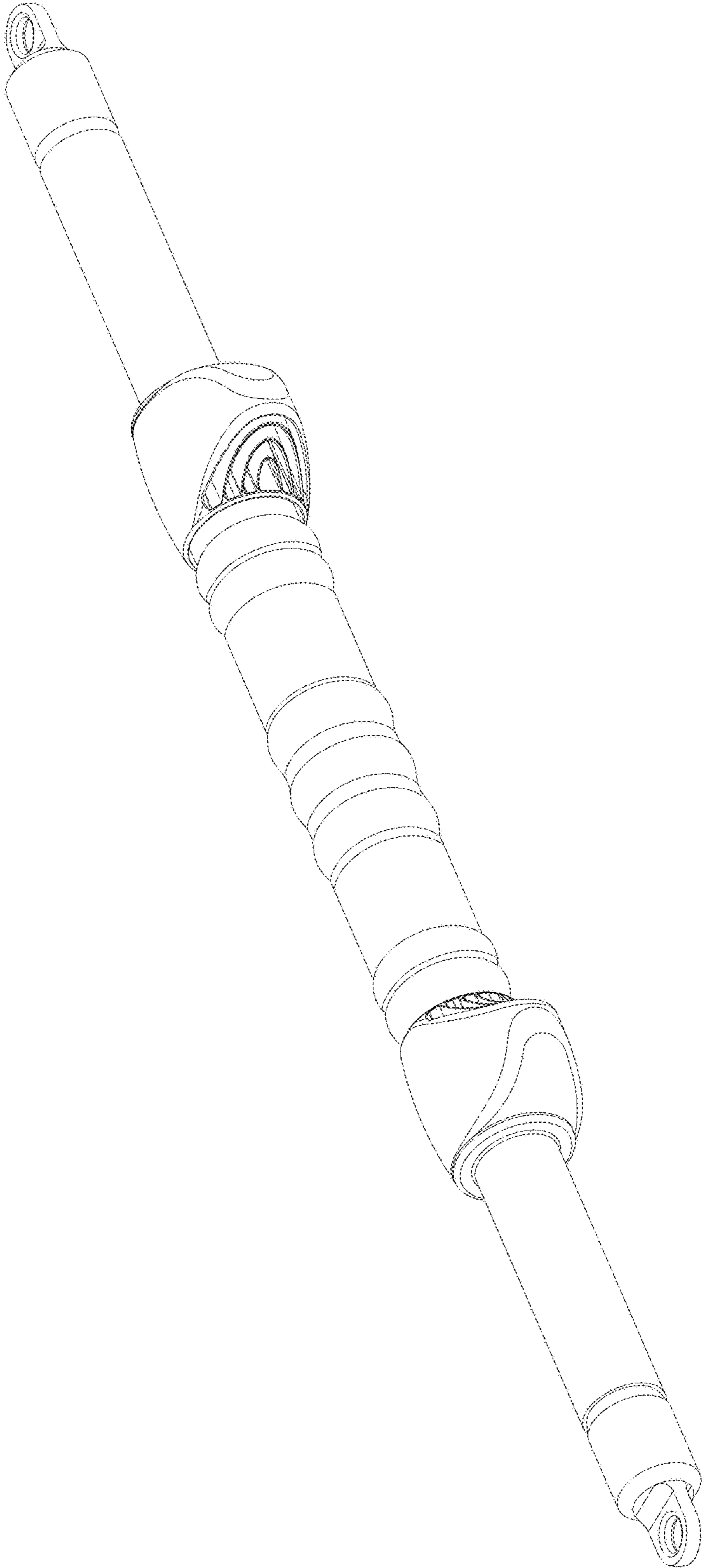


FIG.1

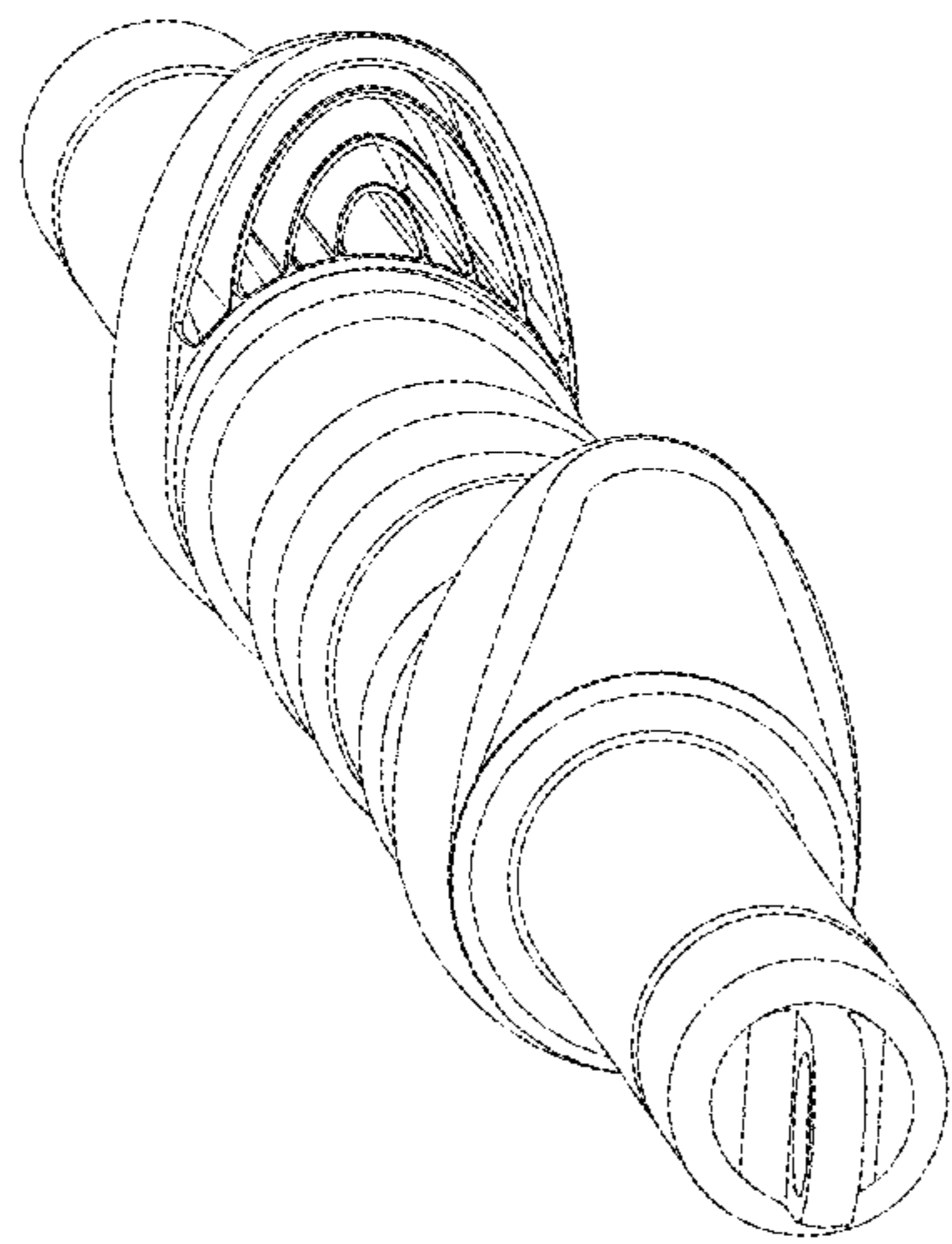


FIG. 2

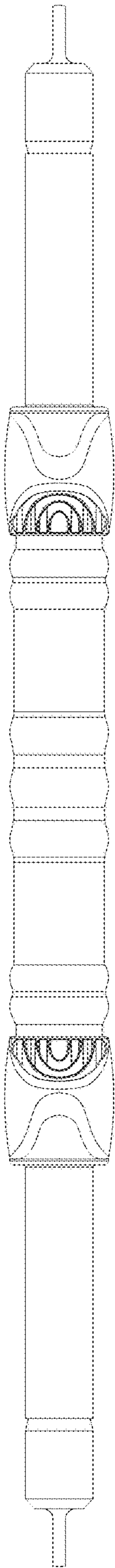


FIG.3

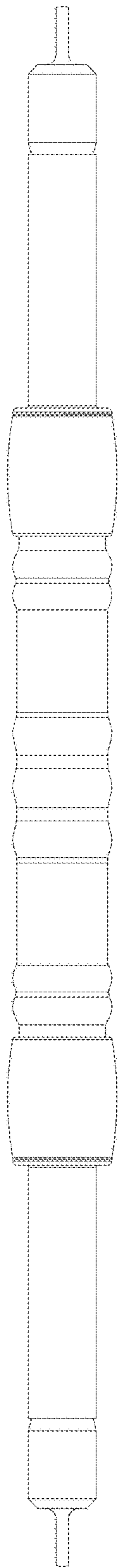


FIG.4

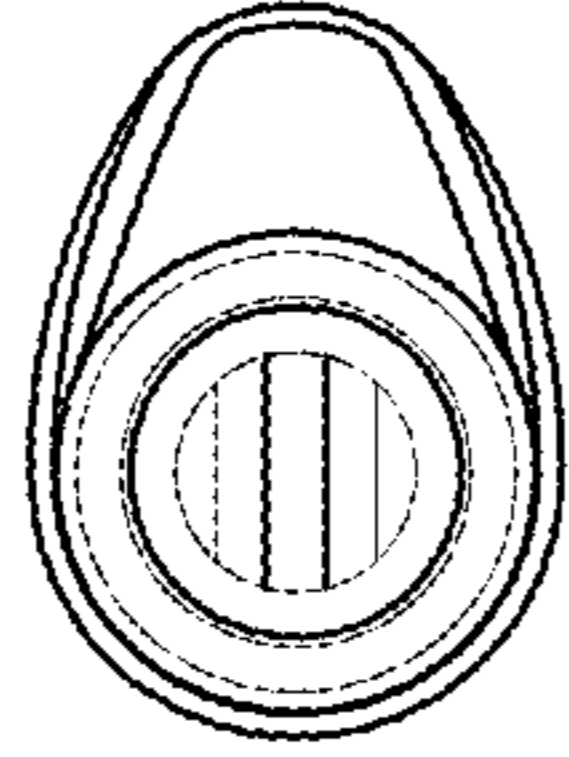


FIG.5

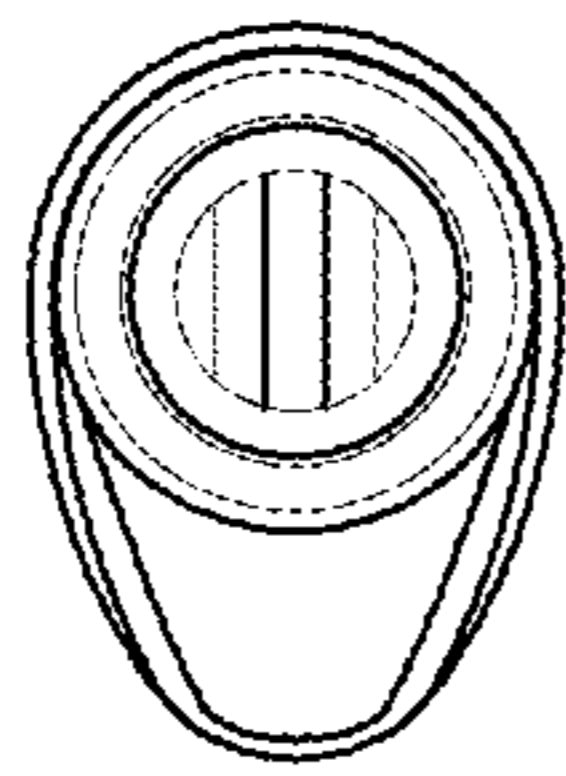


FIG.6

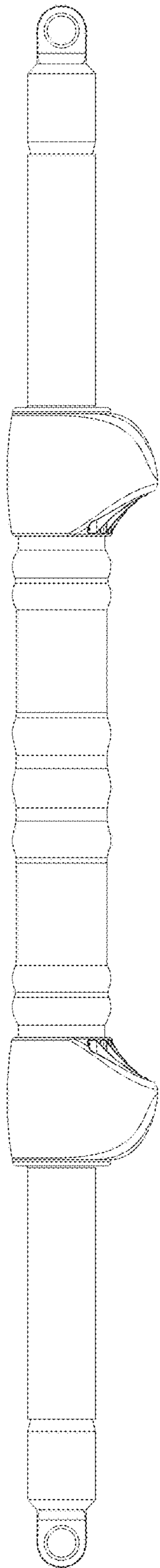


FIG. 7

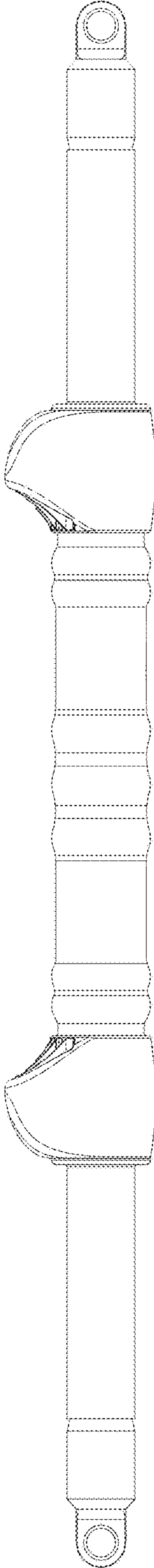


FIG. 8