



US00D807962S

(12) **United States Design Patent** (10) **Patent No.:** **US D807,962 S**
Silverglate et al. (45) **Date of Patent:** **** Jan. 16, 2018**

(54) **ACTIVITY TOY**
(71) Applicant: **KIDS II, INC.**, Atlanta, GA (US)
(72) Inventors: **David E. Silverglate**, Santa Cruz, CA (US); **Brian Gulassa**, Berkeley, CA (US); **Christopher McClintock**, Watkinsville, GA (US)
(73) Assignee: **KIDS II, INC.**, Atlanta, GA (US)
(**) Term: **15 Years**
(21) Appl. No.: **29/584,810**
(22) Filed: **Nov. 17, 2016**

3,561,774 A * 2/1971 Brinser A63F 3/00094
273/241
3,708,910 A * 1/1973 Skillman A63H 33/088
446/117
3,717,942 A 2/1973 Presby
3,787,996 A 1/1974 Smith et al.
D291,583 S * 8/1987 Bateman D21/471
D321,022 S * 10/1991 Mariol D21/623
D359,083 S * 6/1995 Engelbrecht D21/471
D371,808 S * 7/1996 Gilbert D21/300
5,560,605 A * 10/1996 Garcia A63F 9/0073
273/153 P
D388,286 S * 12/1997 Fox D7/401.2
D417,473 S 12/1999 Wise et al.
6,224,453 B1 * 5/2001 McKinley, Jr. A63H 33/04
446/117
6,352,262 B1 * 3/2002 Looney A63F 3/00697
273/282.1
7,566,057 B2 7/2009 Mascolo
D638,883 S * 5/2011 Jurgensen D21/300
8,382,548 B2 2/2013 Maggiore et al.

Related U.S. Application Data

(63) Continuation-in-part of application No. 13/600,574, filed on Aug. 31, 2012, now abandoned.
(51) **LOC (11) Cl.** **21-01**
(52) **U.S. Cl.**
USPC **D21/300**
(58) **Field of Classification Search**
USPC D21/300, 302, 333, 360, 398, 415, 576, D21/606-608, 578; 273/148 B, 148 R, 273/290, 291, 288; 463/1, 29-35, 39, 46, 463/47; 446/173-174, 268, 272, 278, 446/279, 280, 286, 297, 298, 484, 117, 446/69, 85, 124-128
CPC . A63F 13/00; A63F 13/12; A63F 9/00; A63H 3/28; A63H 7/02; A63H 9/00; A63H 33/00; G06N 3/00; G06N 3/008
See application file for complete search history.

(Continued)
Primary Examiner — Prabhakar Deshmukh
(74) *Attorney, Agent, or Firm* — Gardner Groff Greenwald & Villanueva, PC

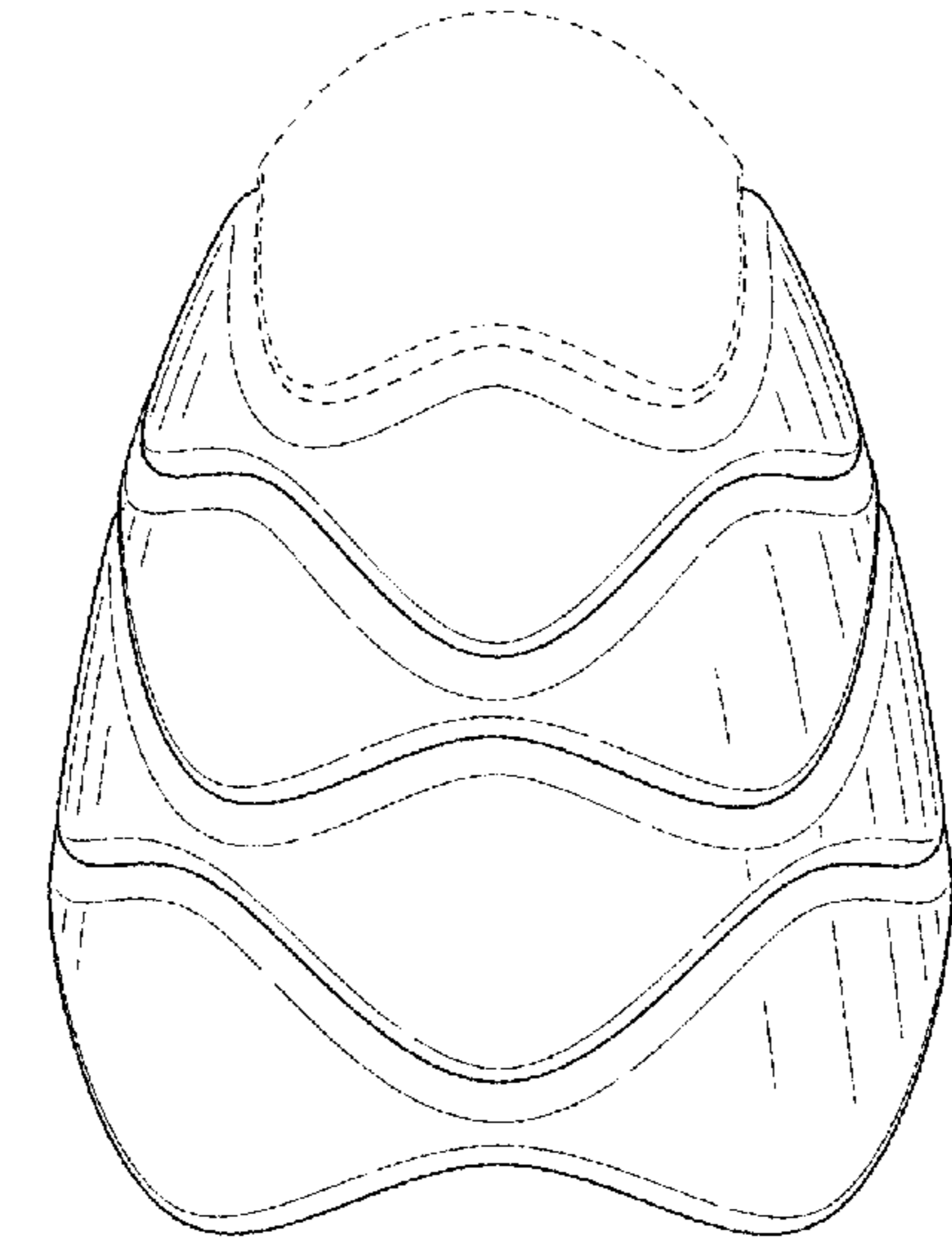
(57) **CLAIM**
The ornamental design for an activity toy, substantially as shown and described.

DESCRIPTION

FIG. 1 is a left side elevational view of an activity toy showing my new design;
FIG. 2 is a right side elevational view thereof;
FIG. 3 is a front elevational view thereof, the rear elevational view being a mirror image thereof;
FIG. 4 is a top plan view thereof;
FIG. 5 is a bottom plan view thereof; and,
FIG. 6 is a sectional view taken along line 6-6 of FIG. 3.
The broken lines illustrate unclaimed portions and form no part of the claimed design.

(56) **References Cited**
U.S. PATENT DOCUMENTS
702,615 A 6/1902 Barden
3,310,906 A 3/1967 Glukes

1 Claim, 3 Drawing Sheets



(56)

References Cited

U.S. PATENT DOCUMENTS

D697,977 S * 1/2014 Houvener D21/300
8,920,207 B2 12/2014 Hageman et al.
8,961,259 B2 2/2015 Maggiore et al.
D764,743 S * 8/2016 Ortiz D21/300

* cited by examiner




FIG. 1


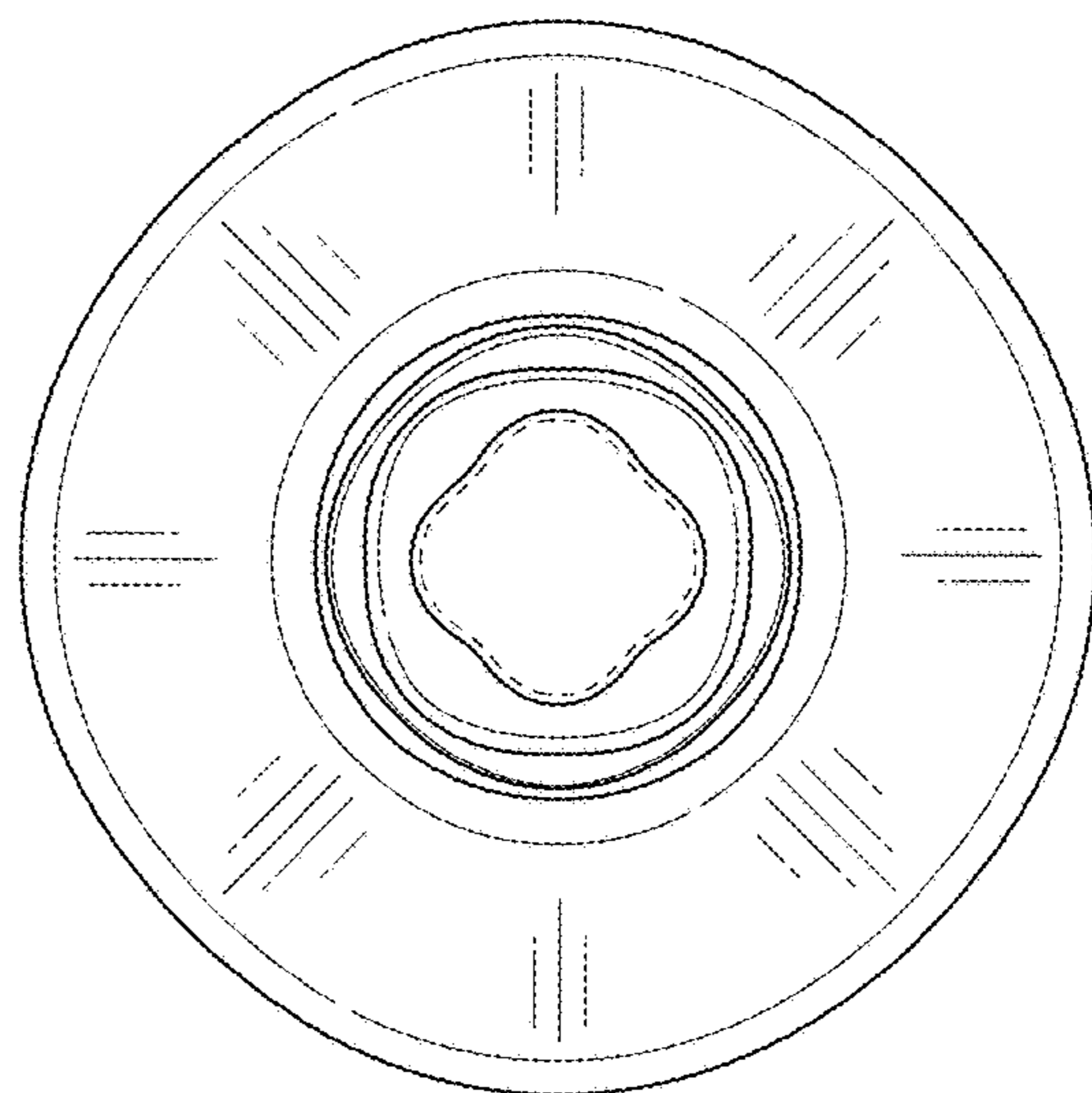
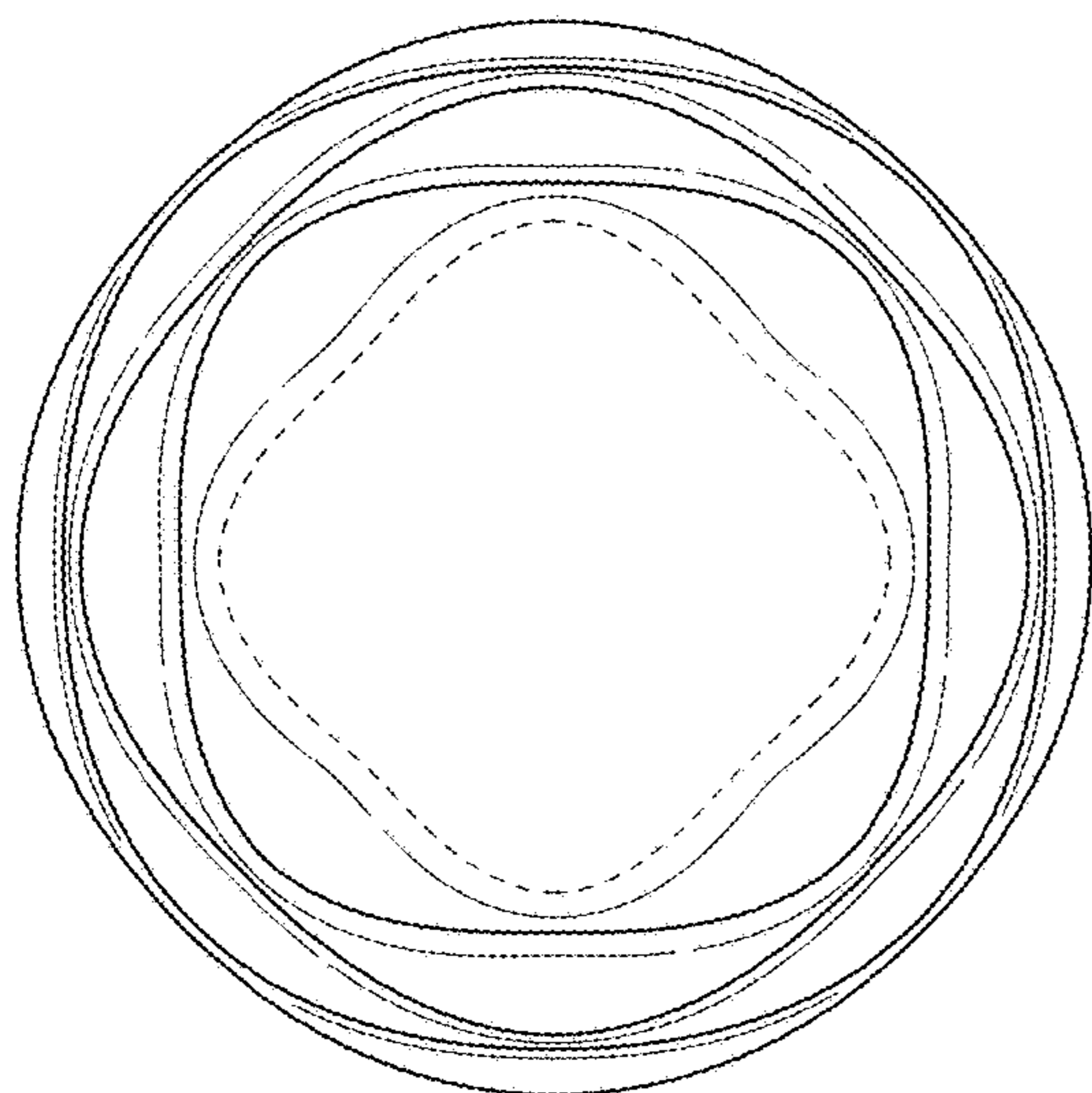
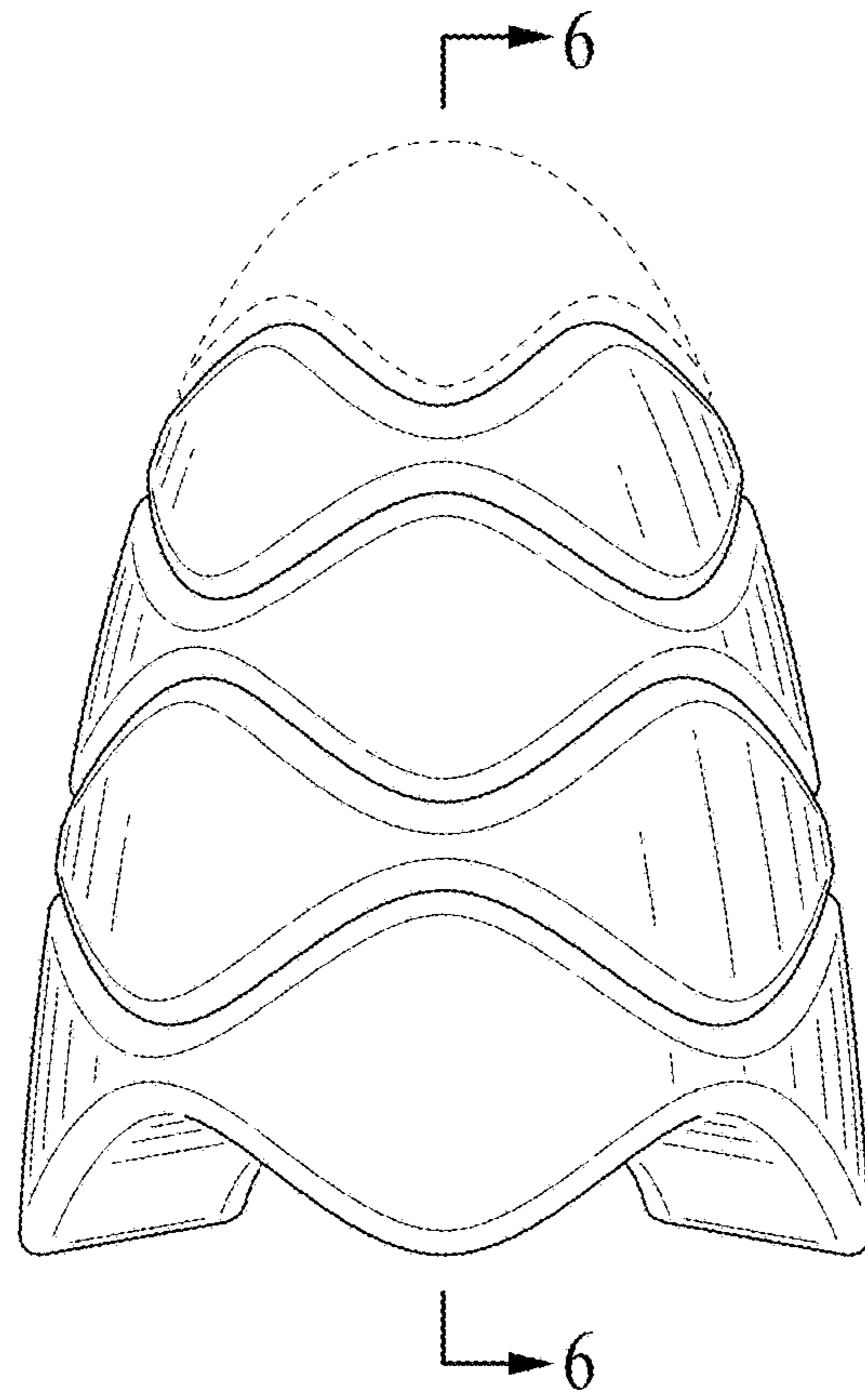


FIG. 2



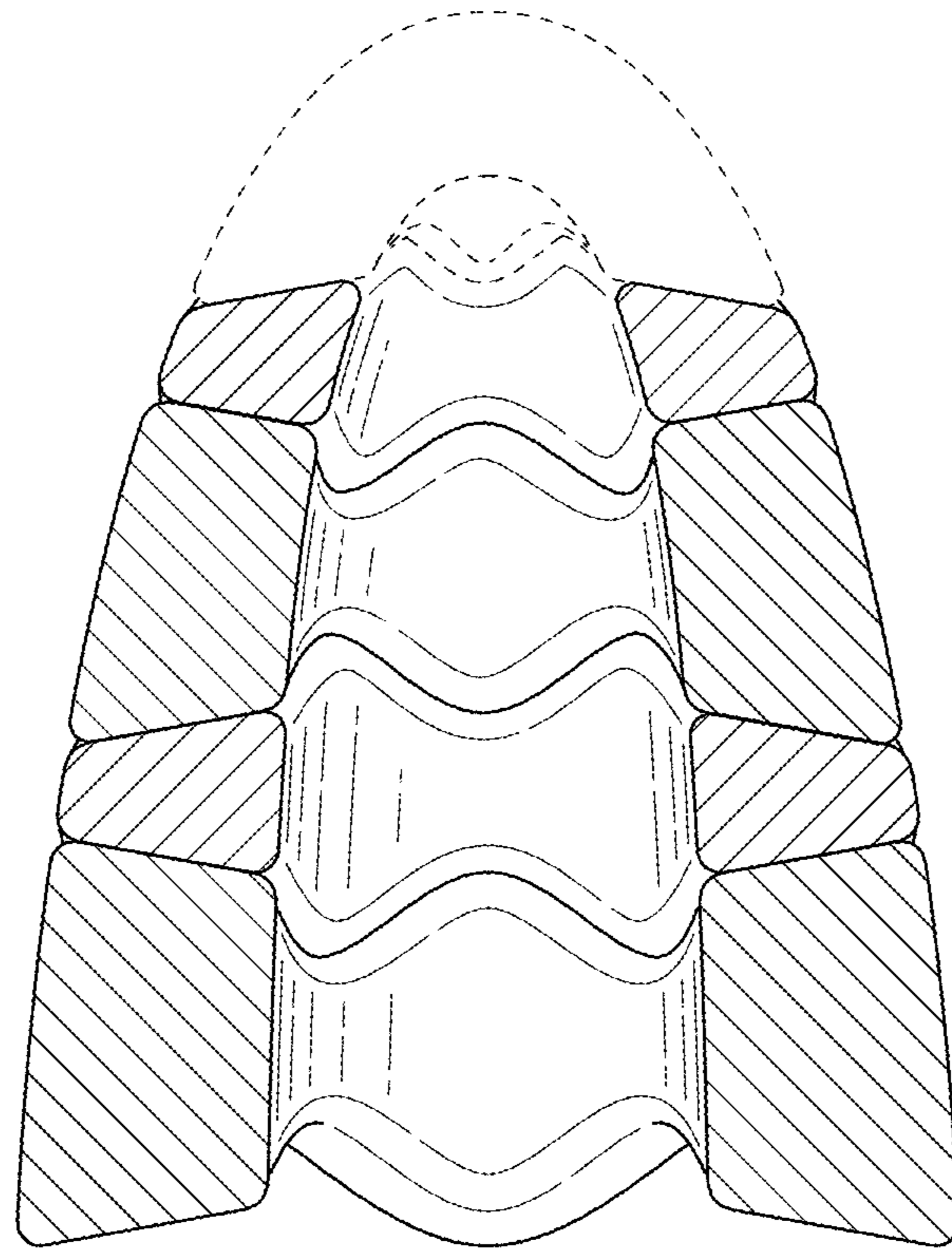


FIG. 6