



US00D807961S

(12) **United States Design Patent**
Moore

(10) **Patent No.:** **US D807,961 S**

(45) **Date of Patent:** **** Jan. 16, 2018**

(54) **LOCKOUT TAG**

(71) Applicant: **REDFAB INC.**, Coldwater (CA)

(72) Inventor: **Michael Moore**, Coldwater (CA)

(73) Assignee: **REDFAB INC.**, Coldwater (CA)

(**) Term: **15 Years**

(21) Appl. No.: **29/534,150**

(22) Filed: **Jul. 27, 2015**

(51) **LOC (11) Cl.** **19-08**

(52) **U.S. Cl.**

USPC **D20/22**

(58) **Field of Classification Search**

USPC D20/10, 19, 22-28, 99; D10/110.9

CPC . G09F 3/00; G09F 3/0352; G09F 3/04; G09F
3/08; G09F 3/14

See application file for complete search history.

(56) **References Cited**

U.S. PATENT DOCUMENTS

- 938,310 A * 10/1909 Foster G09F 3/14
229/74
- 1,691,090 A * 11/1928 Tevander G09F 3/14
40/27
- D408,865 S * 4/1999 Link D20/22
- 6,004,232 A * 12/1999 Sennott A63B 67/00
473/415
- D506,786 S * 6/2005 Wood D20/22
- 7,451,561 B2 * 11/2008 Weisbart G09F 3/14
40/634

7,624,525 B2 * 12/2009 Frank G09F 3/14
40/5

D646,333 S * 10/2011 Davis D20/22
2009/0199857 A1 * 8/2009 Peake A61M 16/06

2016/0247421 A1 * 8/2016 Moore G09F 3/0297

* cited by examiner

Primary Examiner — Mary Ann Calabrese

(74) *Attorney, Agent, or Firm* — McMillan LLP

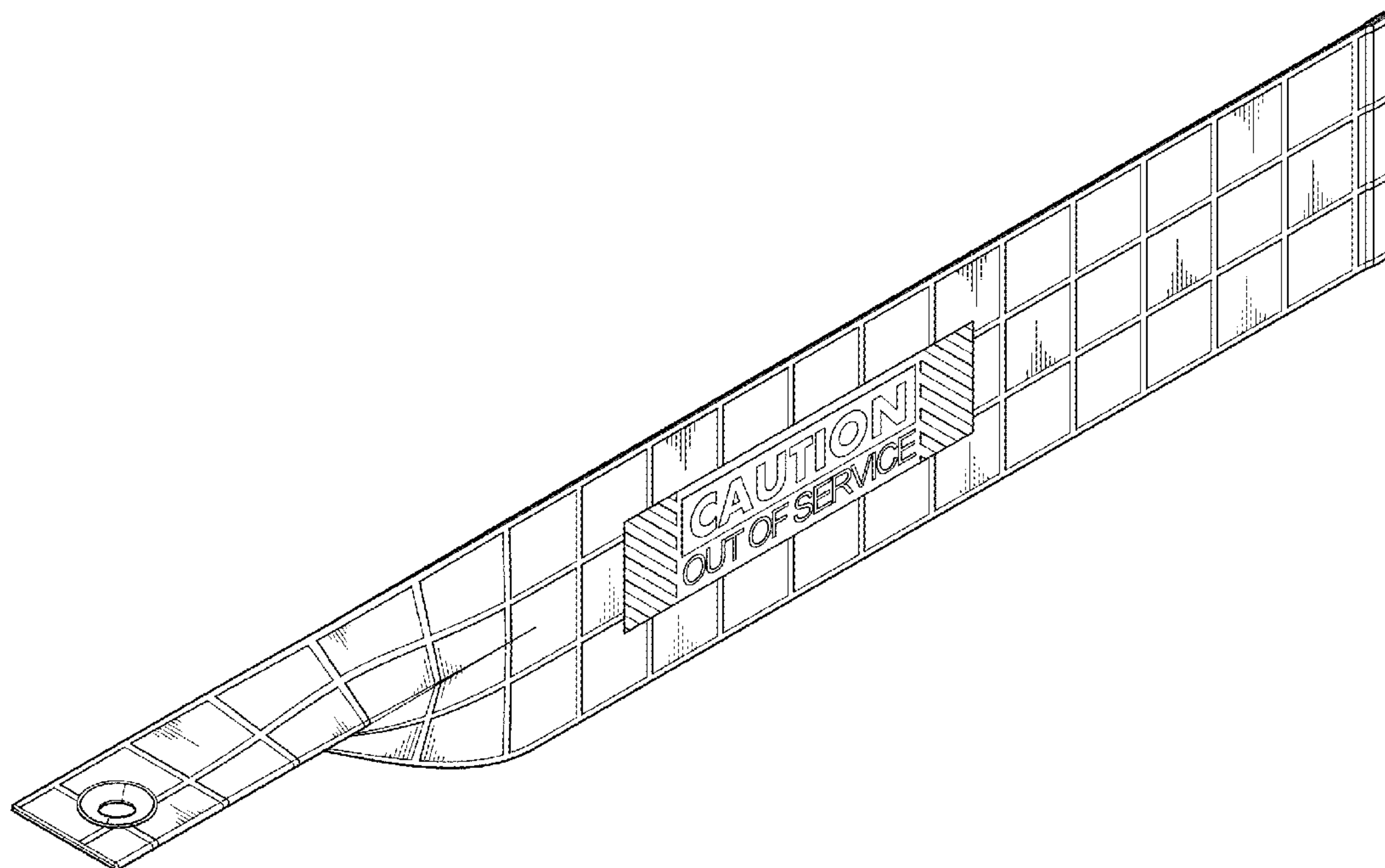
(57) **CLAIM**

An ornamental design for a lockout tag, as shown and described.

DESCRIPTION

- FIG. 1 is a perspective view of a lockout tag.
- FIG. 2 is a front view of the design of the lockout tag.
- FIG. 3 is a top view of the design of the lockout tag.
- FIG. 4 is a left side view the design of the lockout tag.
- FIG. 5 is a back view of the design of the lockout tag.
- FIG. 6 is a bottom view the design of the lockout tag.
- FIG. 7 is a right side view of the design of the lockout tag.
- FIG. 8 is a perspective view of an alternate embodiment the lockout tag.
- FIG. 9 is a front view of the lockout tag.
- FIG. 10 is a top view of the lockout tag.
- FIG. 11 is a left view of the lockout tag.
- FIG. 12 is a back view of the lockout tag.
- FIG. 13 is a bottom view of the lockout tag; and,
- FIG. 14 is a right side view of the lockout tag.

1 Claim, 6 Drawing Sheets



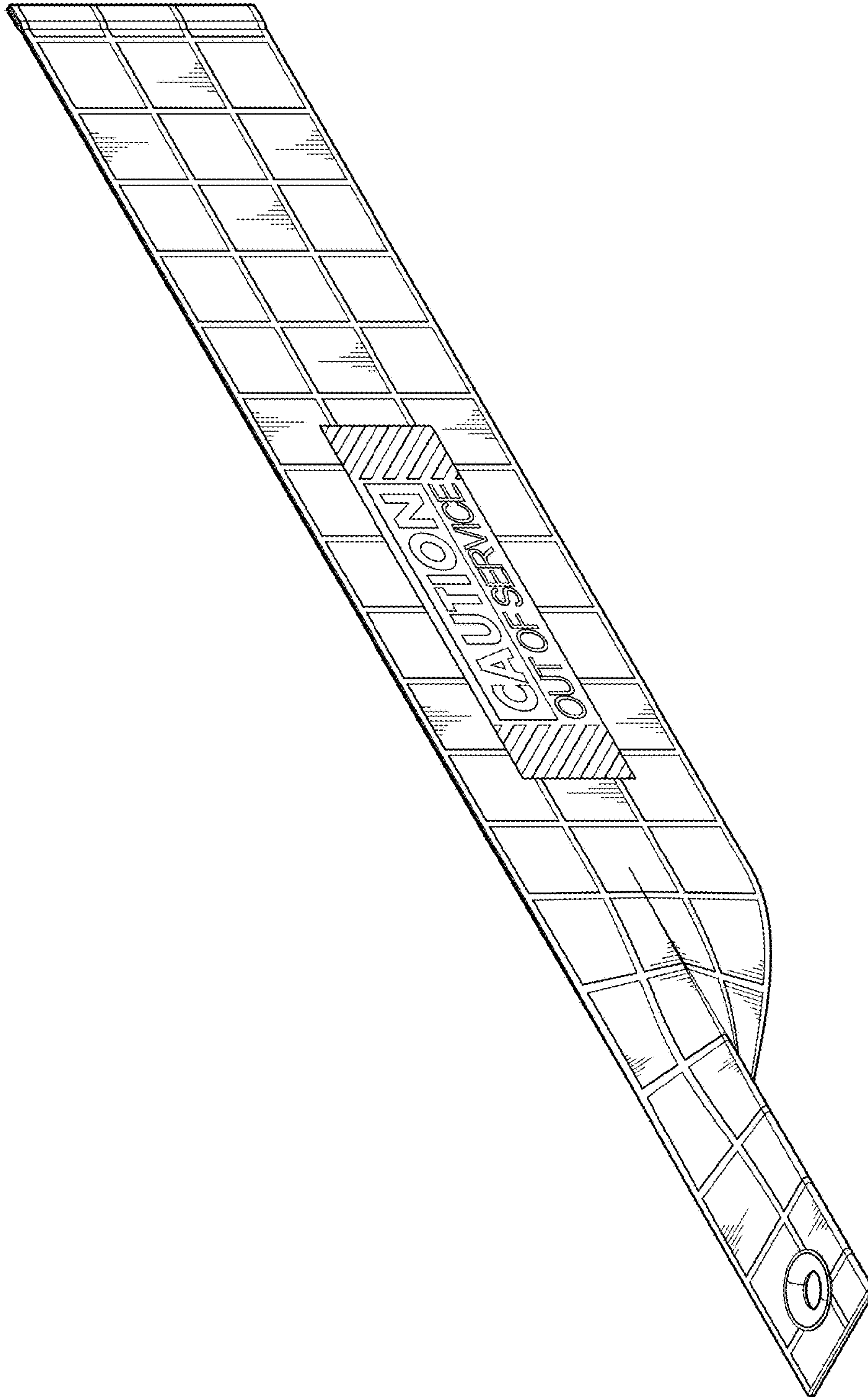


FIG. 1

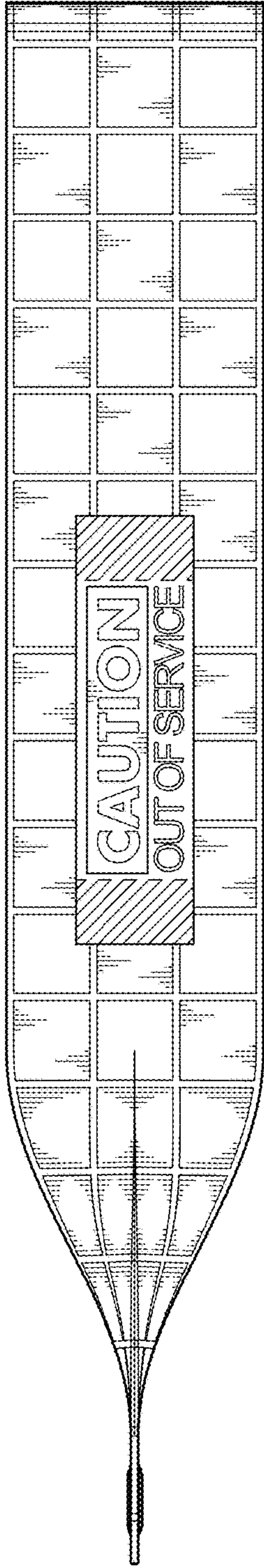


FIG. 2

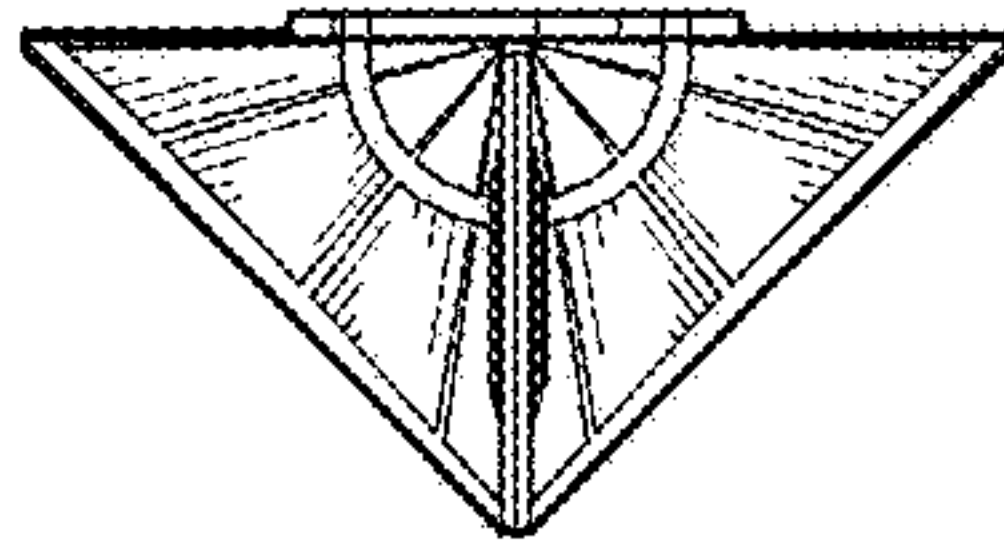


FIG. 3




FIG. 4

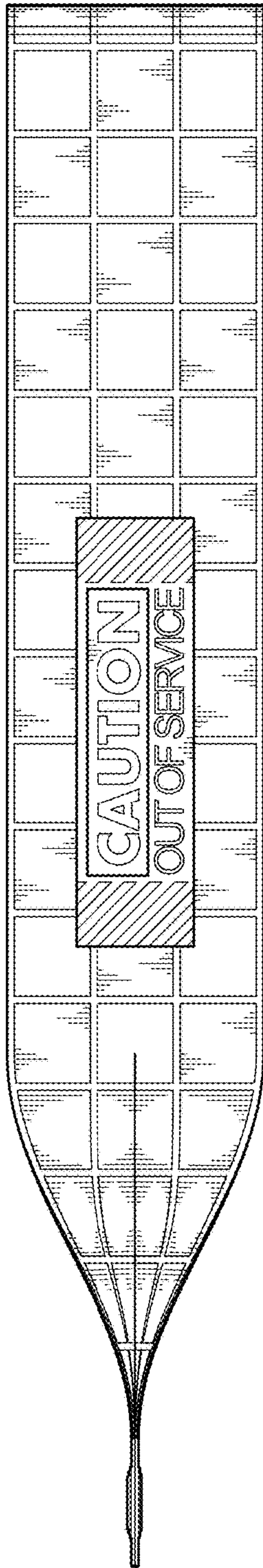


FIG. 5




FIG. 6




FIG. 7

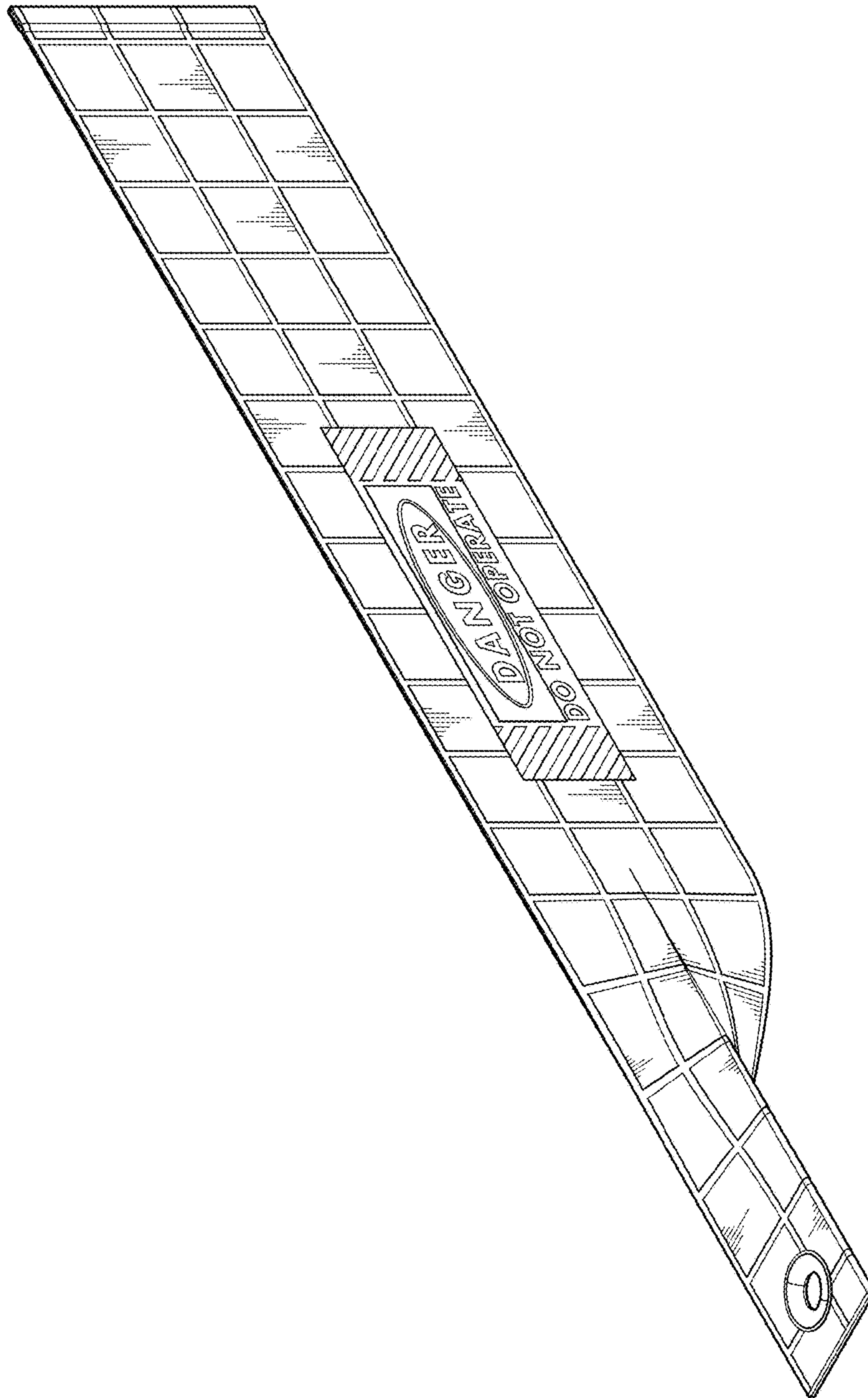


FIG. 8

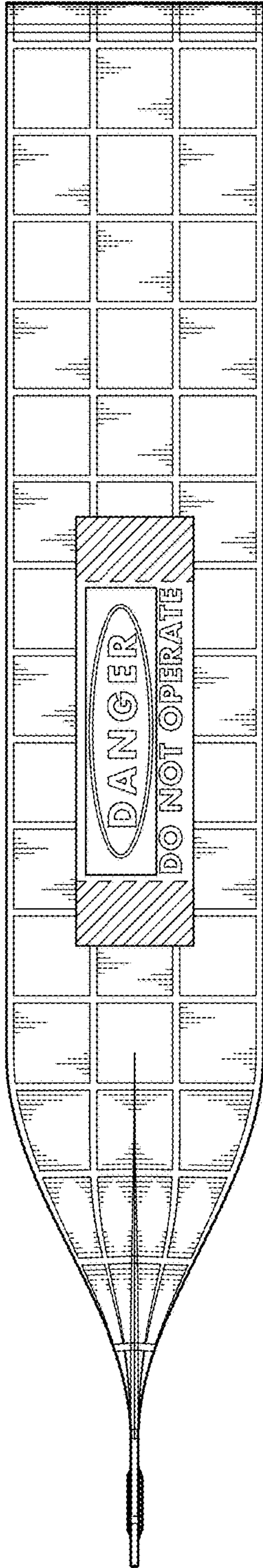


FIG. 9

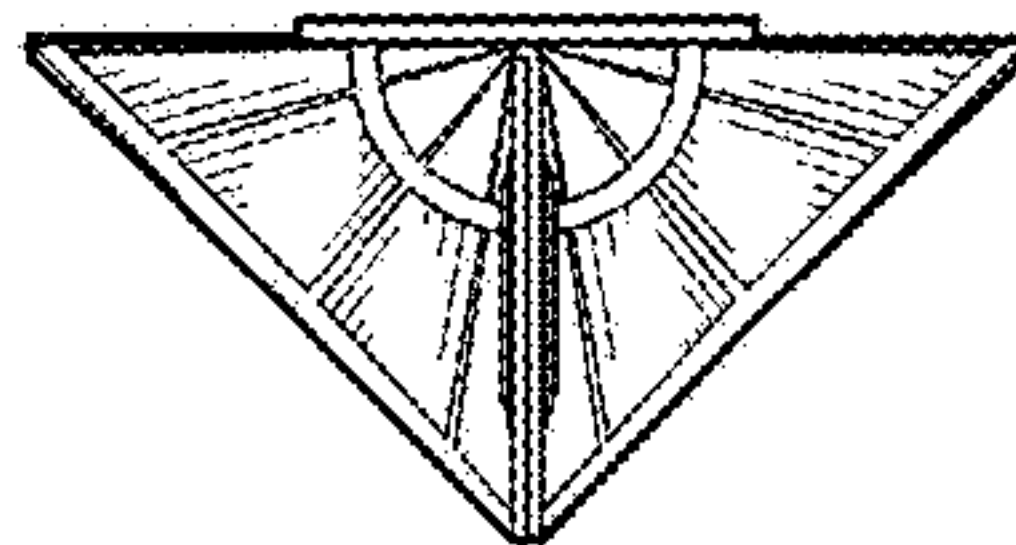


FIG. 10




FIG. 11

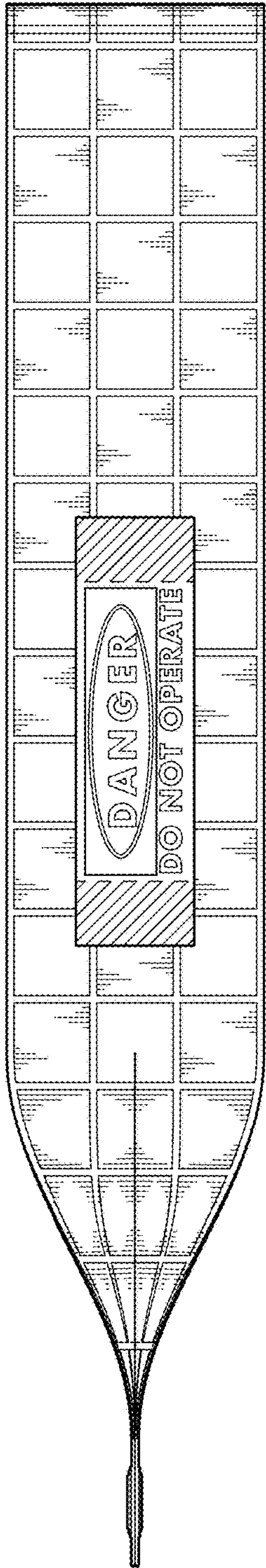


FIG. 12

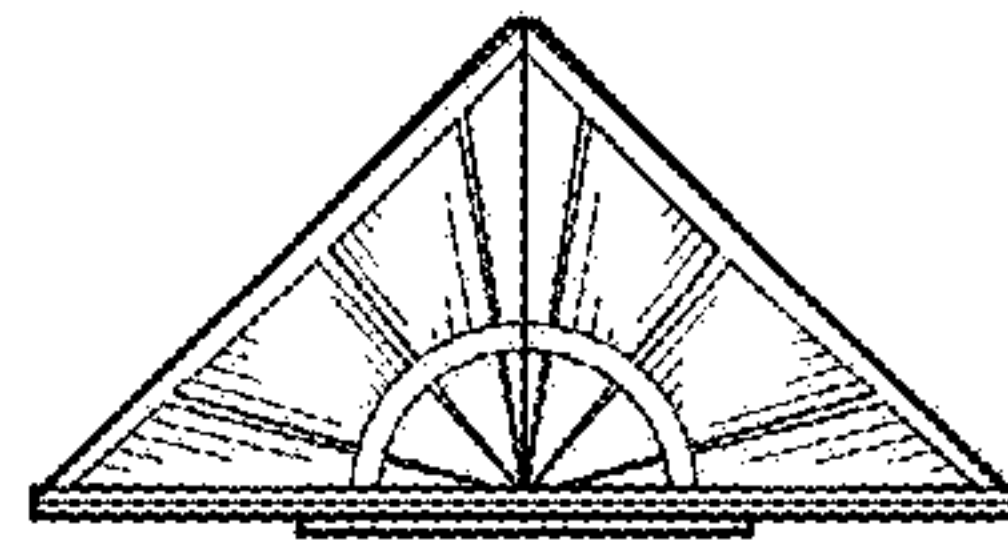


FIG. 13



FIG. 14