



US00D807901S

(12) **United States Design Patent** (10) **Patent No.:** **US D807,901 S**
Guinness et al. (45) **Date of Patent:** **** Jan. 16, 2018**

(54) **DISPLAY SCREEN OR PORTION THEREOF WITH GRAPHICAL USER INTERFACE**

(71) Applicant: **ADP, LLC**, Roseland, NJ (US)

(72) Inventors: **Richard F. Guinness**, Ringoes, NJ (US); **Michelle D. Northey**, Valparaiso, IN (US); **Venkata V. Peddinti**, Dayton, NJ (US)

(73) Assignee: **ADP, LLC**, Roseland, NJ (US)

(**) Term: **14 Years**

(21) Appl. No.: **29/521,056**

(22) Filed: **Mar. 19, 2015**

(51) **LOC (11) Cl.** **14-04**

(52) **U.S. Cl.**
USPC **D14/486**

(58) **Field of Classification Search**
USPC D14/485-495; D10/81; 715/702, 764, 715/838
CPC . G06F 3/04847; G06F 3/0481; G06F 3/04817
See application file for complete search history.

(56) **References Cited**

U.S. PATENT DOCUMENTS

D715,832 S *	10/2014	Lee	D14/488
D716,321 S *	10/2014	Fan	D14/485
D725,663 S *	3/2015	Yoneda	D14/486
D726,747 S *	4/2015	Yoneda	D14/486
D729,260 S *	5/2015	Ahn	D14/485
9,076,346 B2 *	7/2015	Quattrocchi	G09B 15/023
D736,243 S *	8/2015	Zuckerberg	D14/486
D736,780 S *	8/2015	Wang	D14/485
9,098,180 B1 *	8/2015	Craig	G06F 3/04847
D738,244 S *	9/2015	Shallice	D10/81
D742,396 S *	11/2015	Li	D14/486
D742,891 S *	11/2015	Sakamoto	D14/485

D742,892 S *	11/2015	Mitchell	D14/485
D743,983 S *	11/2015	Seo	D14/486
D745,015 S *	12/2015	Wang	D14/485
D745,533 S *	12/2015	Luo	D14/485
D747,731 S *	1/2016	Oliveira	D14/486
D749,116 S *	2/2016	Luo	D14/487
D749,606 S *	2/2016	Wang	D14/486
D750,642 S *	3/2016	Lee	D14/485
D751,107 S *	3/2016	Johnson	D14/485
D751,569 S *	3/2016	Chaudhari	D14/485
D751,578 S *	3/2016	Seo	D14/485
D751,595 S *	3/2016	Cho	D14/486

(Continued)

Primary Examiner — Rhea Shields

(74) *Attorney, Agent, or Firm* — Anna Linne; Andrew M. Calderon; Roberts Mlotkowski Safran Cole & Calderon, P.C.

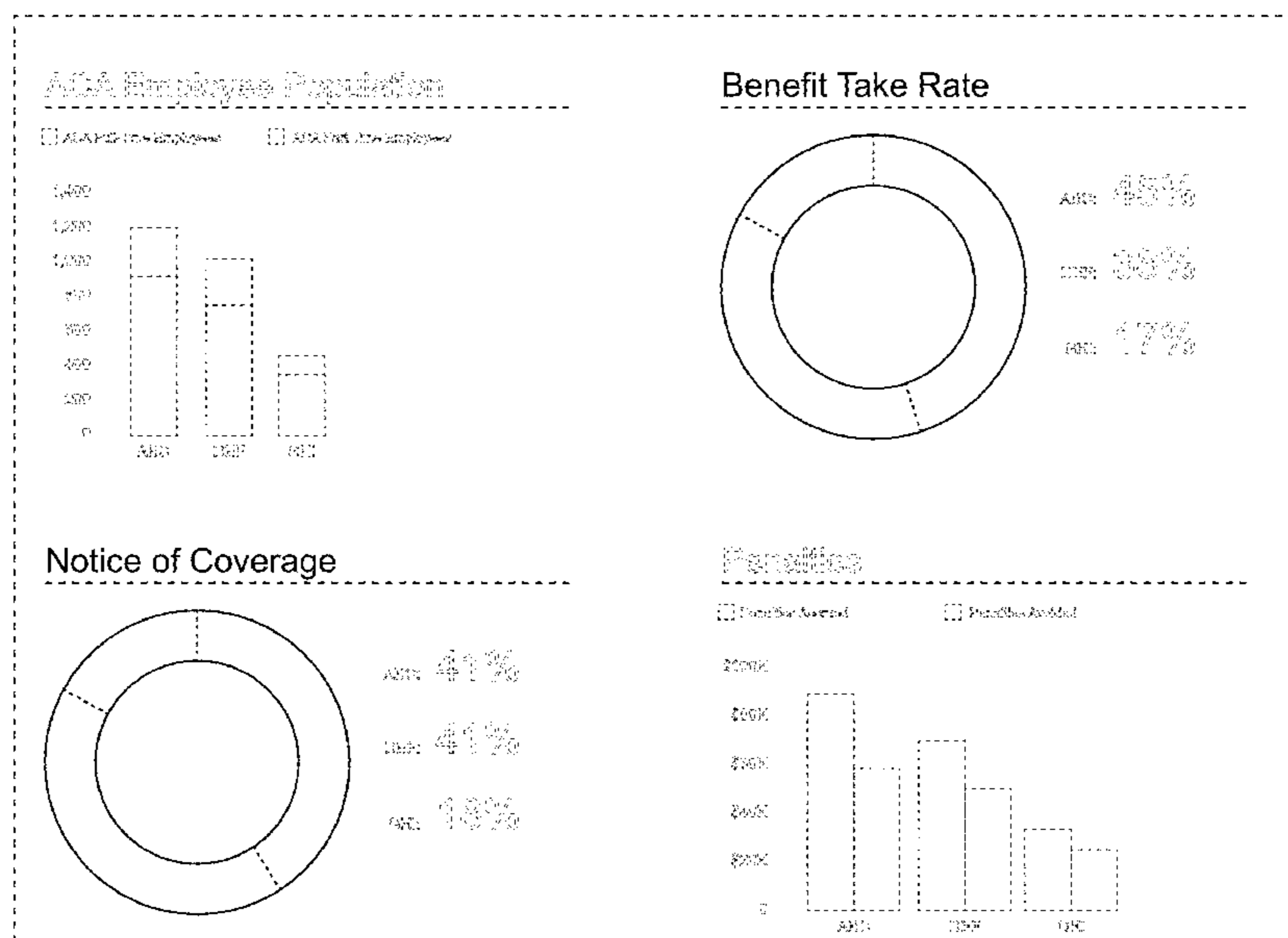
(57) **CLAIM**

We claim the ornamental design for a display screen or portion thereof with graphical user interface, as shown and described.

DESCRIPTION

FIG. 1 is a front view of a first embodiment of the display screen or portion thereof with graphical user interface; FIG. 2 is a front view of a second embodiment of the display screen or portion thereof with graphical user interface; and, FIG. 3 is a front view of a third embodiment of the display screen or portion thereof with graphical user interface. The outermost broken line perimeter showing the display screen and the broken lines within showing portions of the graphical user interface, including the broken line text, are provided for the purpose of illustrating portions of the article and forms no part of the claimed design. The dashed broken lines showing the outlined text is provided for the purpose of illustrating portions of the graphical user interface that forms no part of the claimed design.

1 Claim, 3 Drawing Sheets



(56)

References Cited

U.S. PATENT DOCUMENTS

D752,060	S	*	3/2016	Kim	D14/485
D752,618	S	*	3/2016	Lee	D14/486
D753,133	S	*	4/2016	Vazquez	D14/485
D753,681	S	*	4/2016	Lim	D14/485
D754,144	S	*	4/2016	Vazquez	D14/485
D754,152	S	*	4/2016	Kim	D14/485
D754,189	S	*	4/2016	Mariet	D14/489
D754,674	S	*	4/2016	Lee	D14/485
D754,675	S	*	4/2016	Vazquez	D14/485
D754,686	S	*	4/2016	Mandeville	D14/485
D755,221	S	*	5/2016	Kim	D14/486
D755,831	S	*	5/2016	Tsuruta	D14/487
D755,856	S	*	5/2016	Kimura	D14/492

* cited by examiner

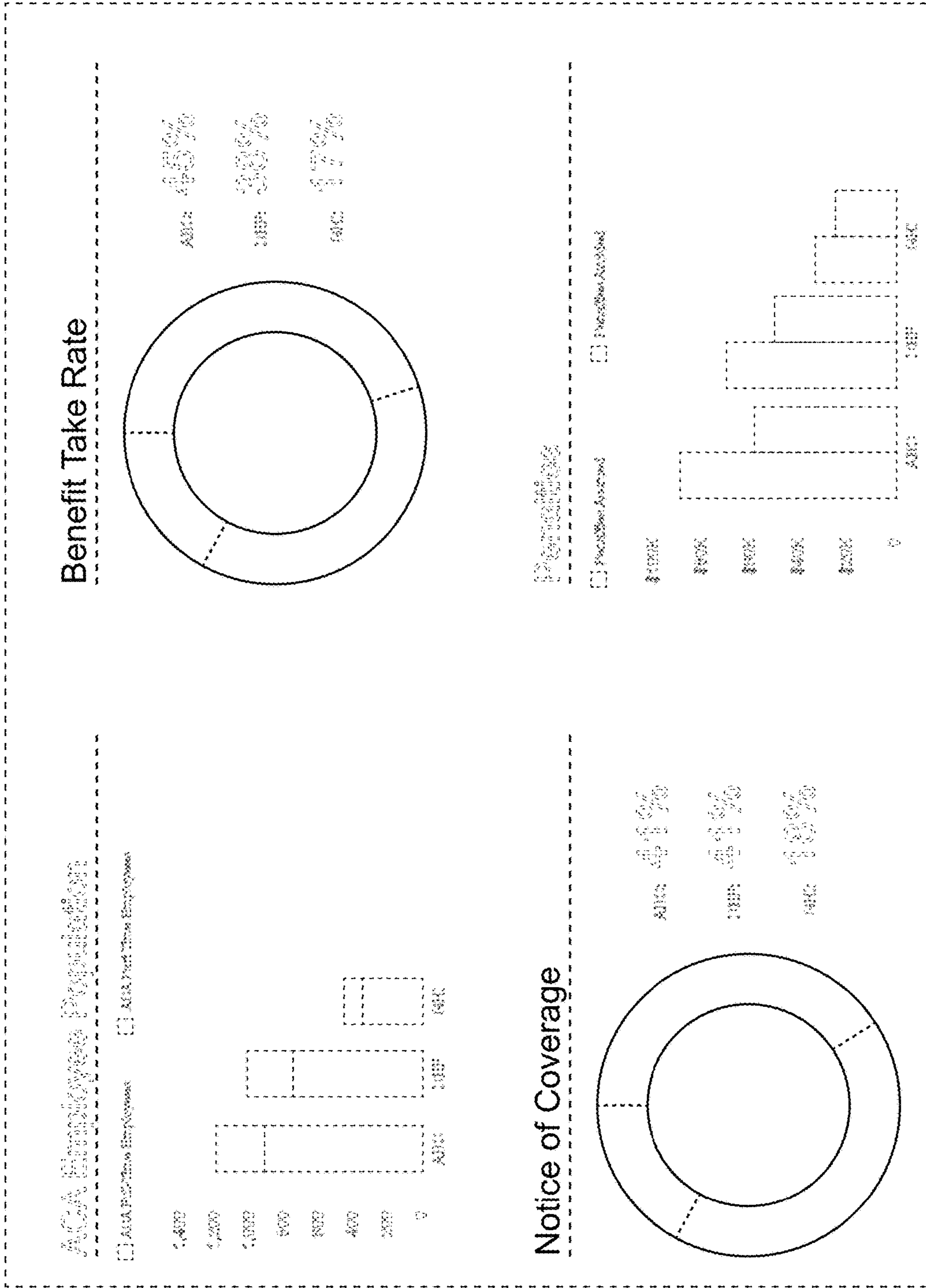


FIG. 1

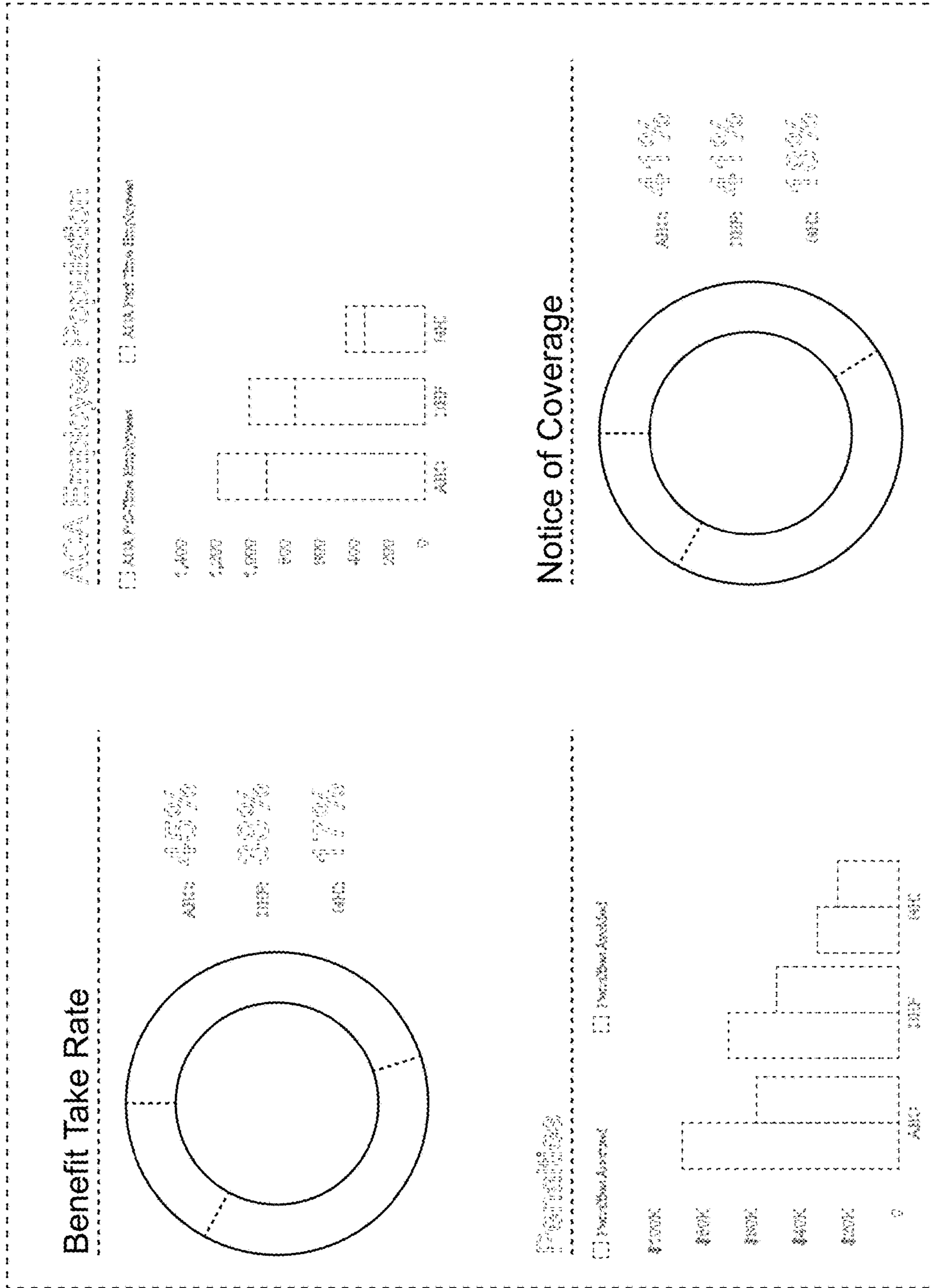


FIG. 2

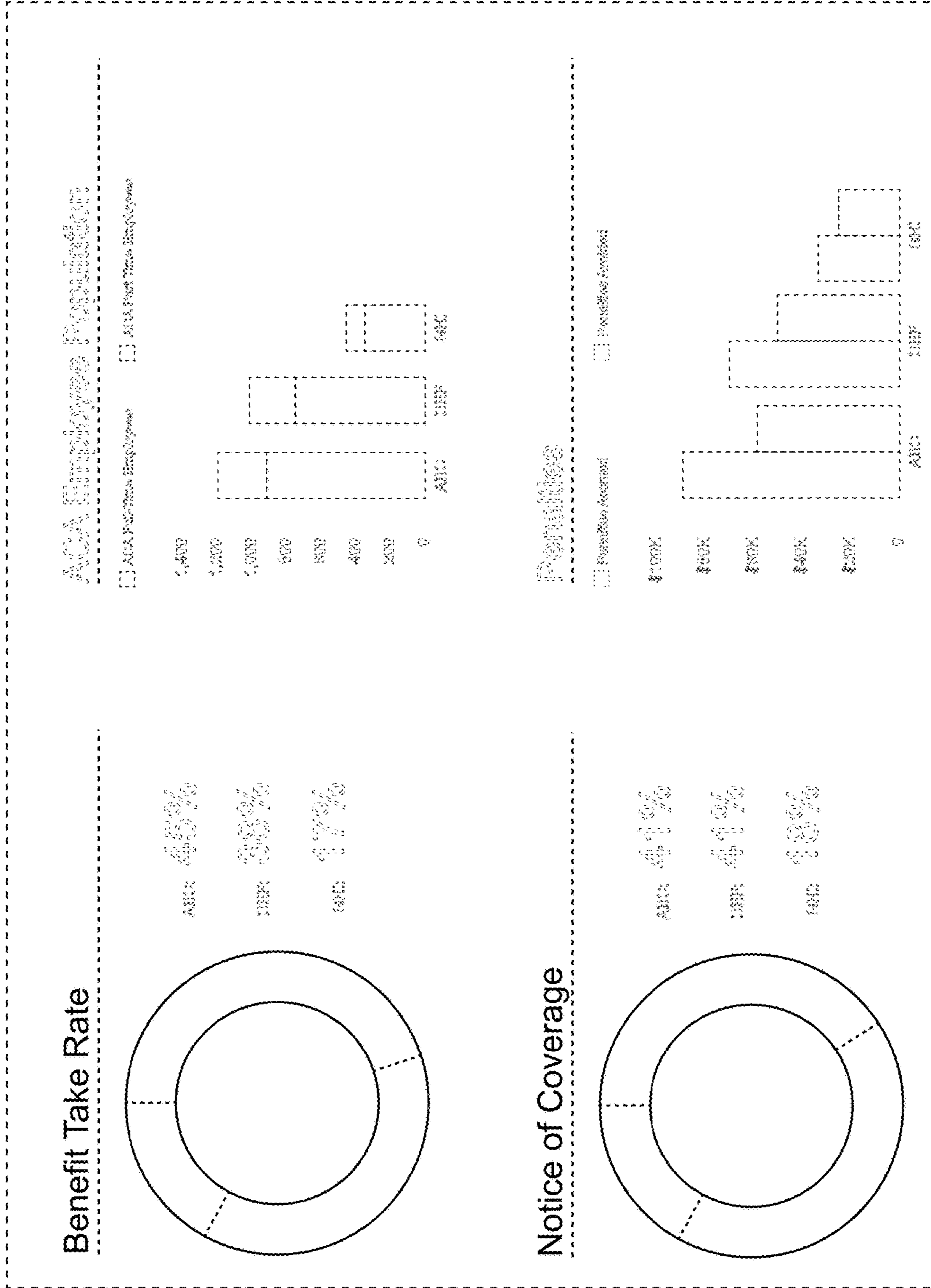


FIG. 3