



US00D807894S

(12) **United States Design Patent** (10) **Patent No.:** **US D807,894 S**
Harris (45) **Date of Patent:** **** Jan. 16, 2018**

(54) **PHONE HOLDER INSERT**

(56) **References Cited**

(71) Applicant: **Victor Harris**, Dubai (AE)

U.S. PATENT DOCUMENTS

(72) Inventor: **Victor Harris**, Dubai (AE)

D245,056	S	*	7/1977	Winther	D6/407
D299,037	S	*	12/1988	Klodt	D19/90
D423,823	S	*	5/2000	Nelson	D34/5
D552,022	S	*	10/2007	Elwell	D12/195
D570,335	S	*	6/2008	Andre	D14/217
D665,846	S	*	8/2012	Chuang	D19/90
D720,759	S	*	1/2015	Deng	D14/447
D726,175	S	*	4/2015	Tsai	D12/415
D753,643	S	*	4/2016	Kim	D14/253
D757,705	S	*	5/2016	Esses	D14/251
D768,125	S	*	10/2016	Kim	D14/253
D769,860	S	*	10/2016	Xiao	D14/253
D783,592	S	*	4/2017	Ju	D14/253

(73) Assignee: **NSV Group FZCO**, Dubai (AE)

(**) Term: **15 Years**

(21) Appl. No.: **29/575,512**

(22) Filed: **Aug. 25, 2016**

(51) **LOC (11) Cl.** **14-02**

(52) **U.S. Cl.**
USPC **D14/448**

(58) **Field of Classification Search**

USPC D14/371-382, 125-129, 336, 337,
D14/447-452, 492, 335, 239, 457,
D14/439-441, 432, 251-253; D8/349,
D8/354, 363, 373, 376, 380; D21/333;
D12/415, 175, 345; D3/218; 348/180,
348/184, 325, 739, 825; 248/124.1,
248/125.8, 125.9, 176.1, 411; D6/715.1,
D6/315, 317-319, 326; 223/85, 87, 88,
223/94, 96

CPC G06F 3/0412; G06F 3/016; G06F 3/0488;
G06F 3/011; G06F 3/038; G06F 3/03543;
G06F 3/0338; G06F 3/0202; G06F
3/0219; G06F 3/0213; G06F 1/1616;
G06F 3/023; G06F 3/04883; G02F
1/13338; G02F 1/1313; G02F 1/1333;
G02F 1/135; G02F 1/132; G02F
1/133308; G02F 1/134309; G02F
1/13718; G09G 3/3648; G06K 15/1252;
B41J 2/465; G03F 7/70291; G02B
7/0172; G02B 5/30; G02B 2027/0118;
G02B 27/0101; F16M 13/02; F16M
13/00; F16M 11/10; F16M 11/04; F16M
2200/08; F16M 11/2021; A47B 21/0314;
A47B 88/044; A47B 2021/0335; H02G
3/126; F16B 47/00; F16B 47/006; A47G
1/17; A47K 2201/00

See application file for complete search history.

* cited by examiner

Primary Examiner — Garth Rademaker

Assistant Examiner — Katie Stofko

(74) *Attorney, Agent, or Firm* — Quinn IP Law

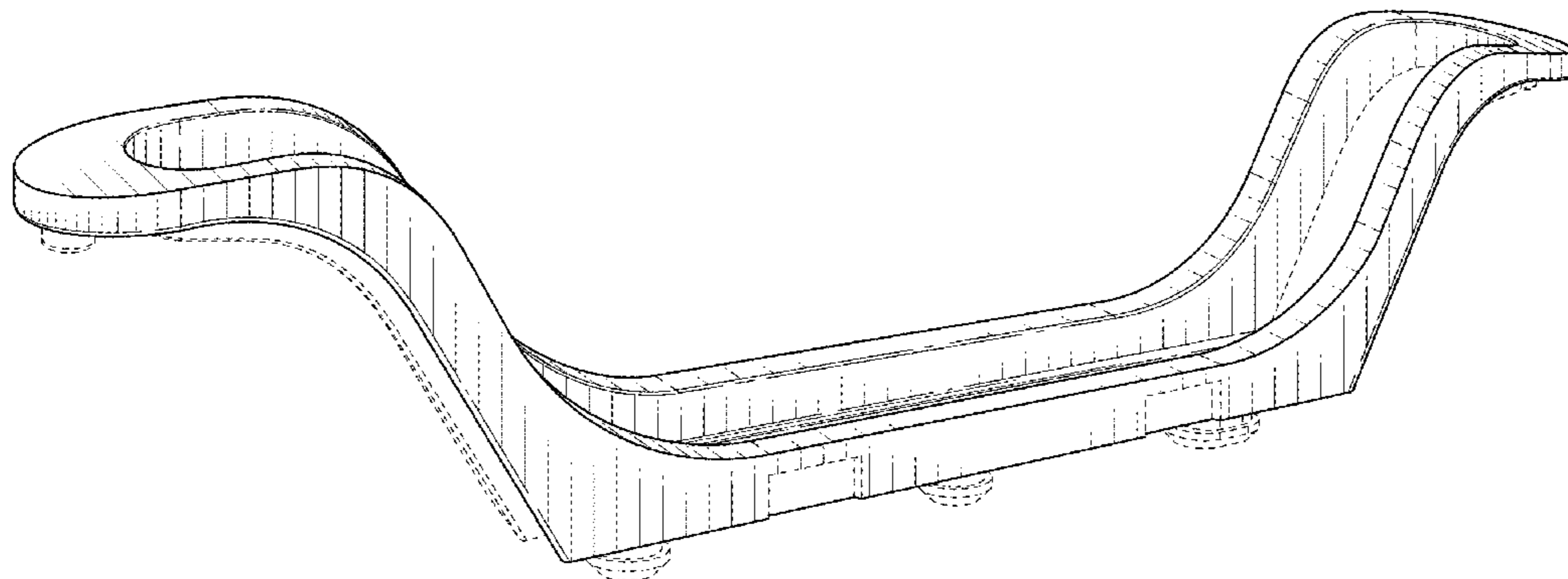
(57) **CLAIM**

I claim the ornamental design for a phone holder insert, as shown and described.

DESCRIPTION

FIG. 1 is a top, rear, right perspective view of a phone holder insert;
FIG. 2 is a front view thereof;
FIG. 3 is a rear view thereof;
FIG. 4 is a left side view thereof;
FIG. 5 is a right side view thereof;
FIG. 6 is a top view thereof;
FIG. 7 is a bottom view thereof; and,
FIG. 8 is a bottom, front, right perspective view thereof.
All broken lines in the drawings illustrate portions of the phone holder insert that form no part of the claimed design.

1 Claim, 4 Drawing Sheets



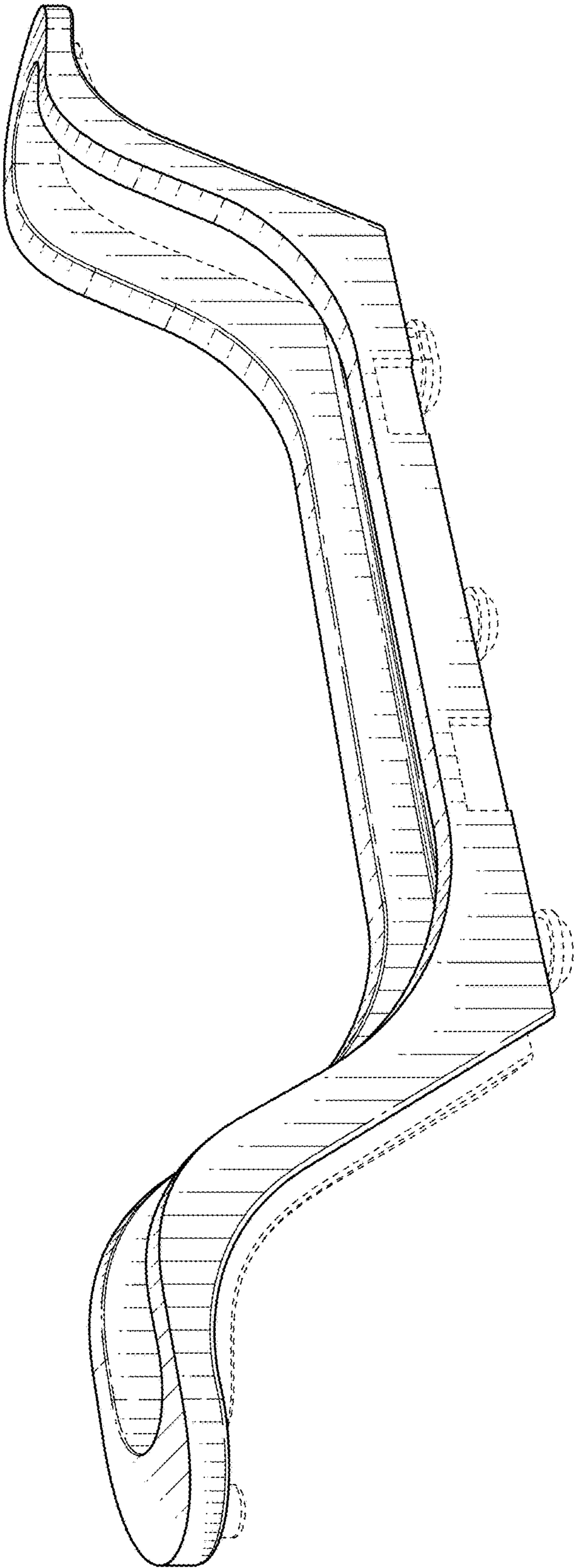


FIG. 1

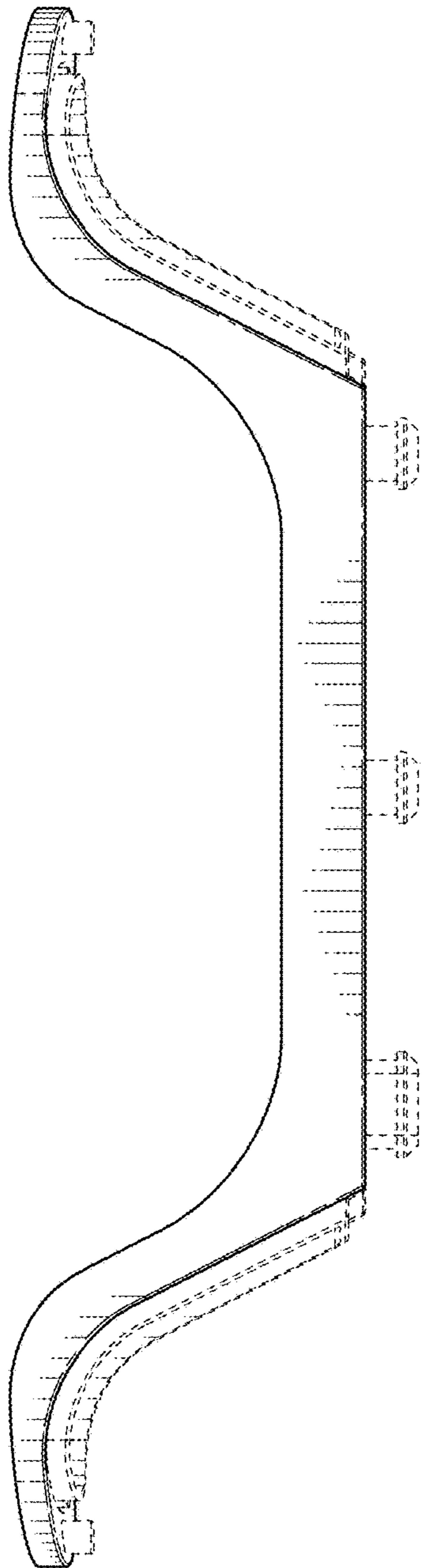


FIG. 2

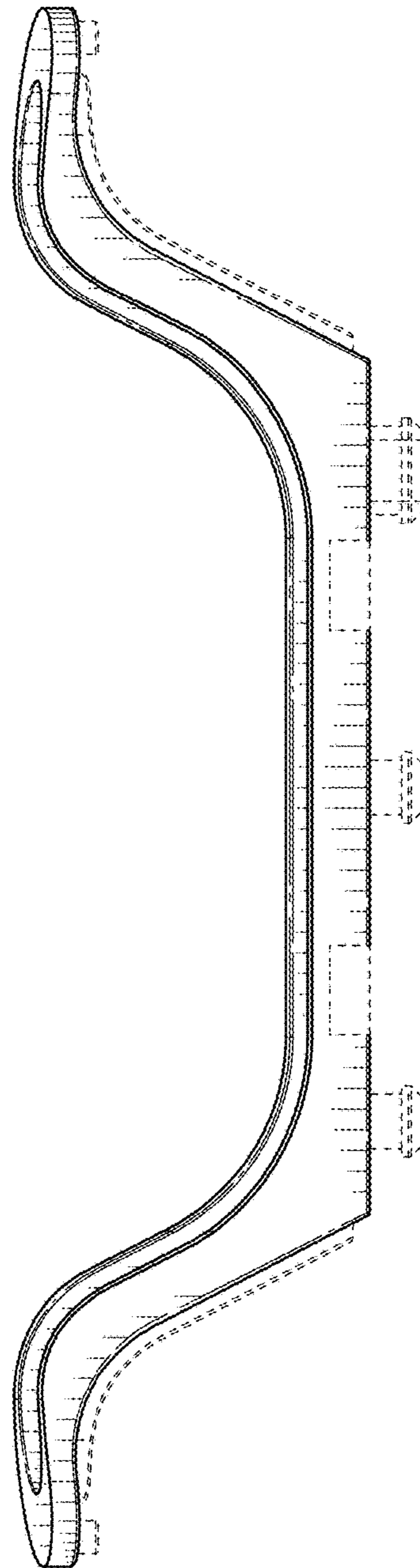


FIG. 3




FIG. 4

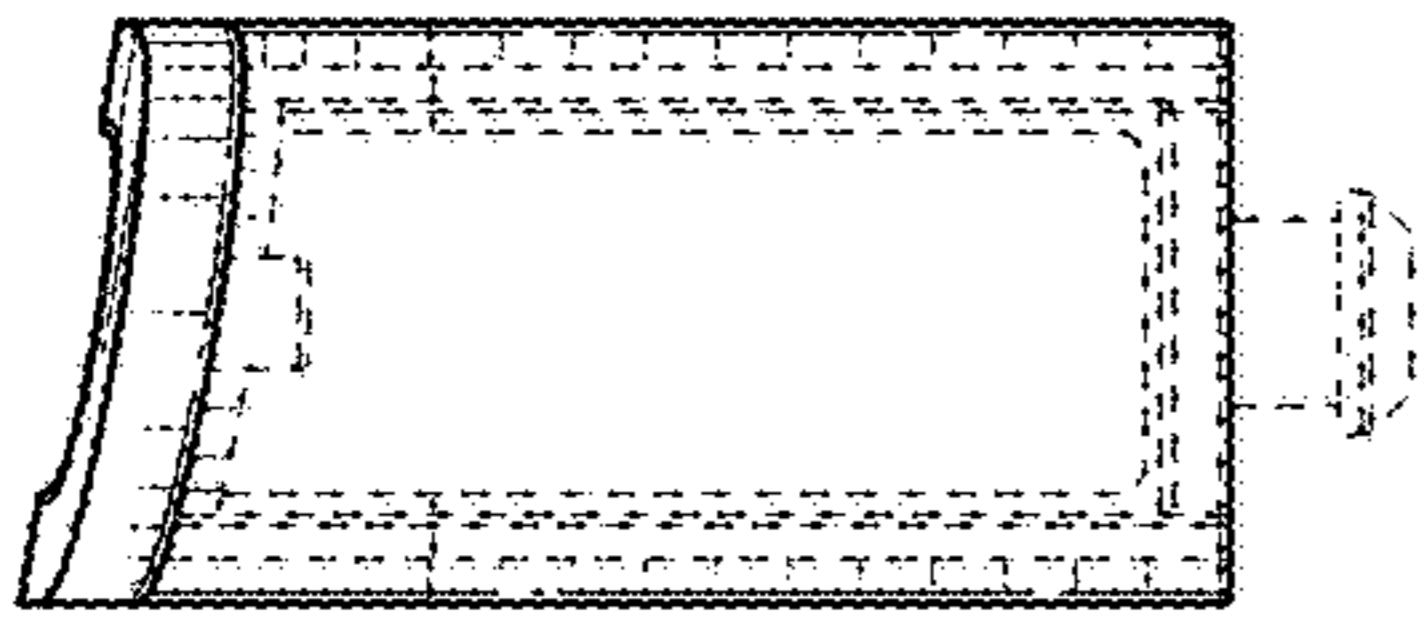


FIG. 5

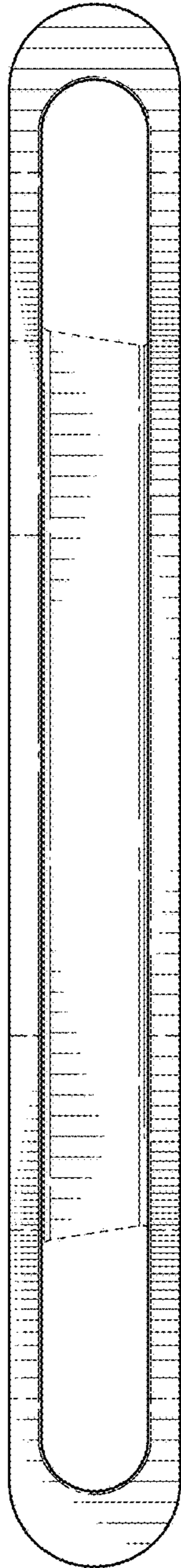


FIG. 6

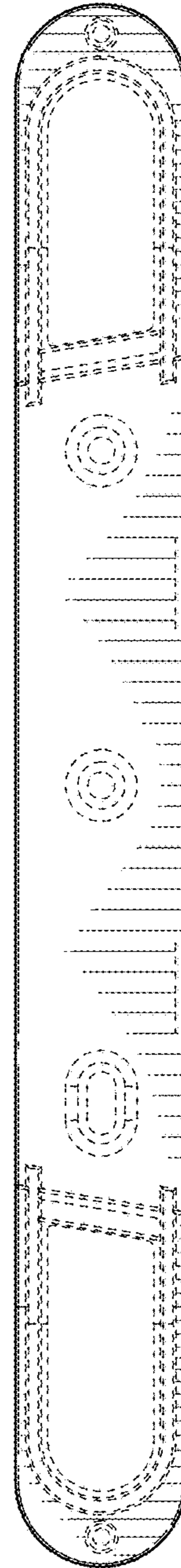


FIG. 7

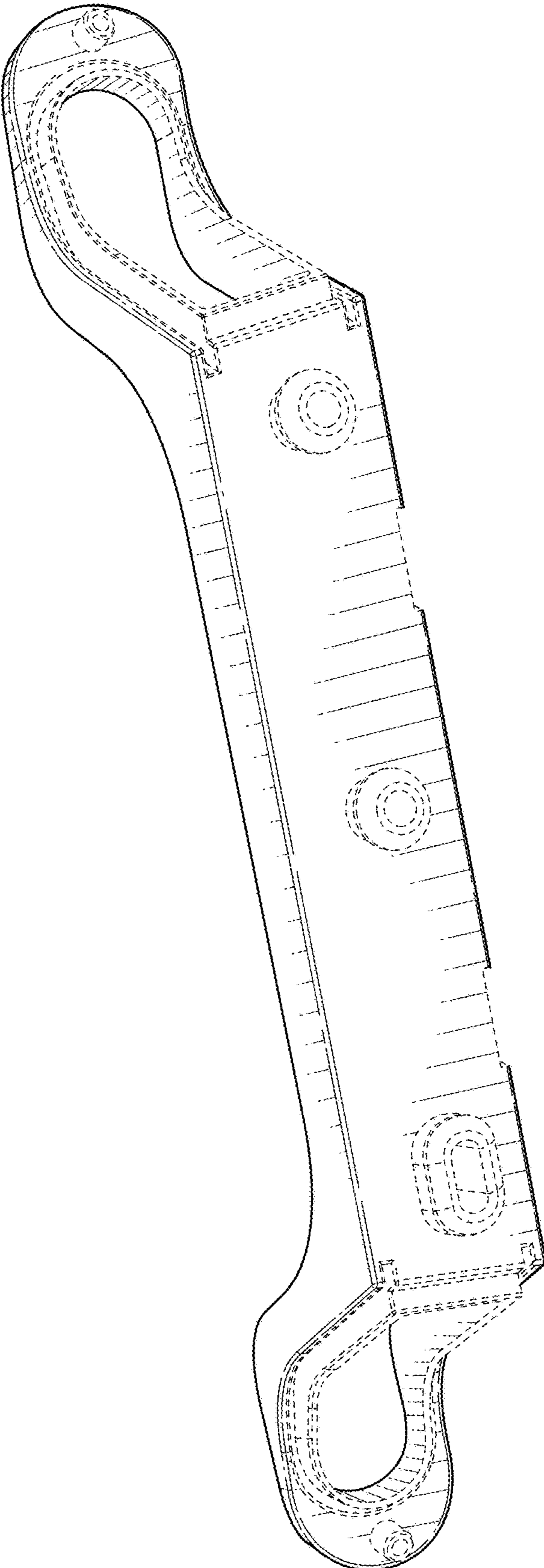


FIG. 8