



US00D807889S

(12) **United States Design Patent**
Kim et al.

(10) **Patent No.:** **US D807,889 S**
(45) **Date of Patent:** **** Jan. 16, 2018**

(54) **KEYBOARD COVER FOR TABLET COMPUTER**

(71) Applicant: **Samsung Electronics Co., Ltd.**,
Suwon-si (KR)

(72) Inventors: **Iksang Kim**, Seoul (KR); **Bumsu Park**,
Gwangmyeong-si (KR); **Hyunjune Yang**, Seoul (KR)

(73) Assignee: **Samsung Electronics Co., Ltd.**,
Suwon-si (KR)

(**) Term: **15 Years**

(21) Appl. No.: **29/567,211**

(22) Filed: **Jun. 7, 2016**

(30) **Foreign Application Priority Data**

Dec. 7, 2015 (KR) 30-2015-0062259

(51) **LOC (11) Cl.** **14-02**

(52) **U.S. Cl.**
USPC **D14/440**

(58) **Field of Classification Search**
USPC D14/440, 250, 447; 206/45.23, 320,
206/45.2; 361/679.55; 294/25; 224/218
CPC ... G06F 1/1628; G06F 1/1626; A47B 23/044;
H04B 1/3888
See application file for complete search history.

(56) **References Cited**

U.S. PATENT DOCUMENTS

D356,120 S * 3/1995 Allen D21/335
D364,191 S * 11/1995 Allen D21/335
D467,429 S * 12/2002 Bone D3/294
D658,187 S * 4/2012 Diebel G06F 1/1628
D14/440
D658,188 S * 4/2012 Diebel D14/440
D658,877 S * 5/2012 Janus D3/301

D663,304 S * 7/2012 Akana D14/440
D672,781 S * 12/2012 Lu D14/440
D678,260 S * 3/2013 Bau D14/132
D679,279 S * 4/2013 Yang D14/440
D679,715 S * 4/2013 Akana D14/440
D681,641 S * 5/2013 Van Den
Nieuwenhuizen D14/440
D687,438 S * 8/2013 Lu D14/440
D691,142 S * 10/2013 Diebel D14/440
D696,253 S * 12/2013 Akana D14/345
D696,669 S * 12/2013 Akana D14/440
D713,848 S * 9/2014 Akana D14/440
D714,791 S * 10/2014 Liu D14/440
D726,731 S * 4/2015 Kim D14/440

(Continued)

Primary Examiner — Cynthia Underwood
(74) *Attorney, Agent, or Firm* — NSIP Law

(57) **CLAIM**

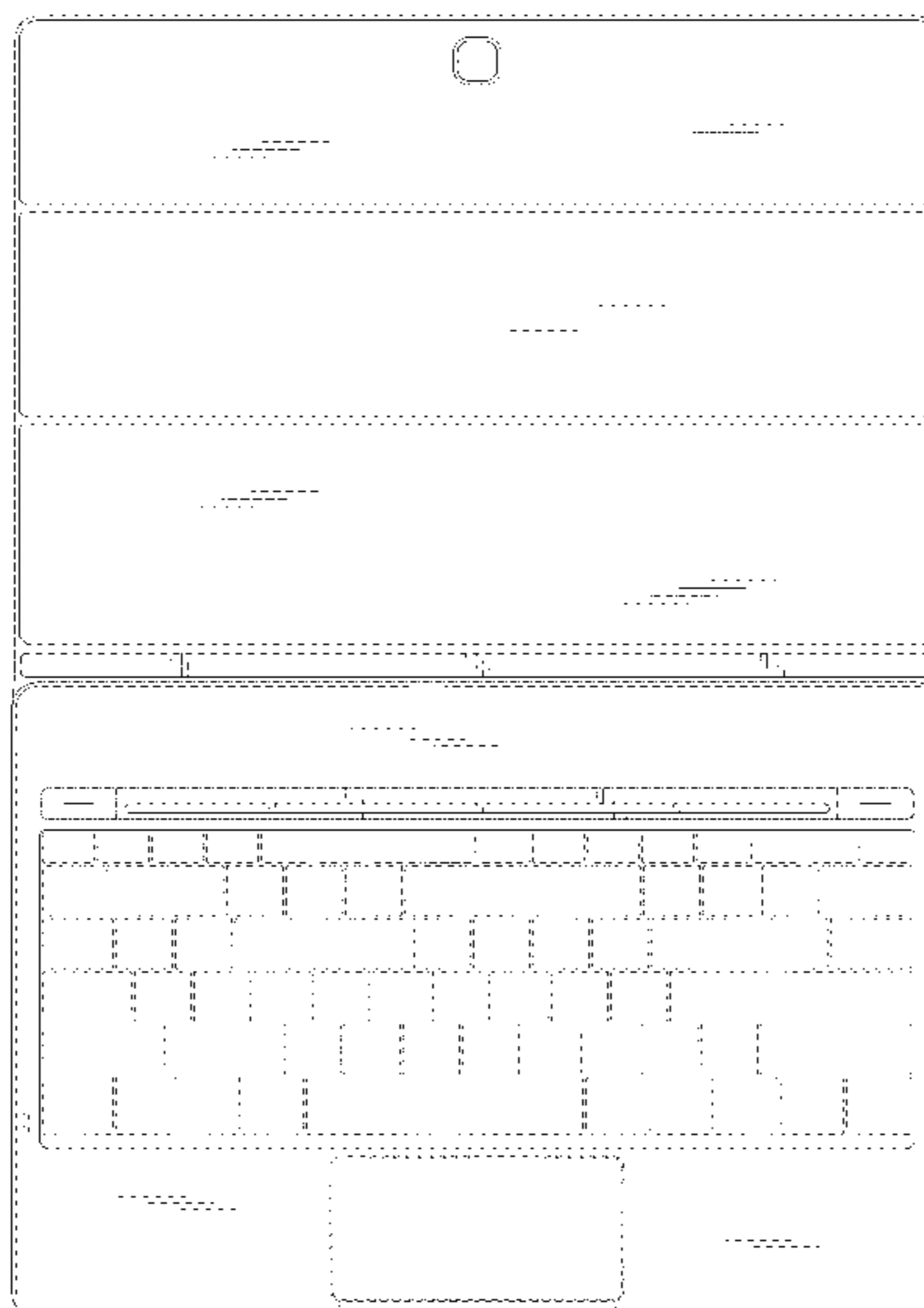
We claim the ornamental design for a keyboard cover for tablet computer, as shown and described.

DESCRIPTION

FIG. 1 is a front perspective view of a keyboard cover for tablet computer showing our new design;
FIG. 2 is a front view thereof;
FIG. 3 is a rear view thereof;
FIG. 4 is a left-side view thereof;
FIG. 5 is a right-side view thereof;
FIG. 6 is a top view thereof;
FIG. 7 is a bottom view thereof;
FIG. 8 is an enlarged view of the encircled portion in FIG. 6; and,
FIG. 9 is an enlarged view of the encircled portion in FIG. 7.

The broken lines in the figures depict environmental subject matter and form no part of the claimed design.
The dot-dot-dash broken lines encircling portions of the claimed design that are illustrated in enlargements form no part of the claimed design.

1 Claim, 6 Drawing Sheets



(56)

References Cited

U.S. PATENT DOCUMENTS

D784,348 S *	4/2017	Zhang	D14/440
2009/0107858 A1 *	4/2009	Huang	A45C 9/00
			206/214
2013/0020216 A1 *	1/2013	Chiou	G06F 1/1626
			206/320
2013/0048520 A1 *	2/2013	Garrett	A45F 5/00
			206/320
2013/0233762 A1 *	9/2013	Balaji	B65D 25/00
			206/736

* cited by examiner

FIG. 1




FIG.2




FIG.3




FIG.4



FIG.5



FIG.6




FIG.7




FIG.8

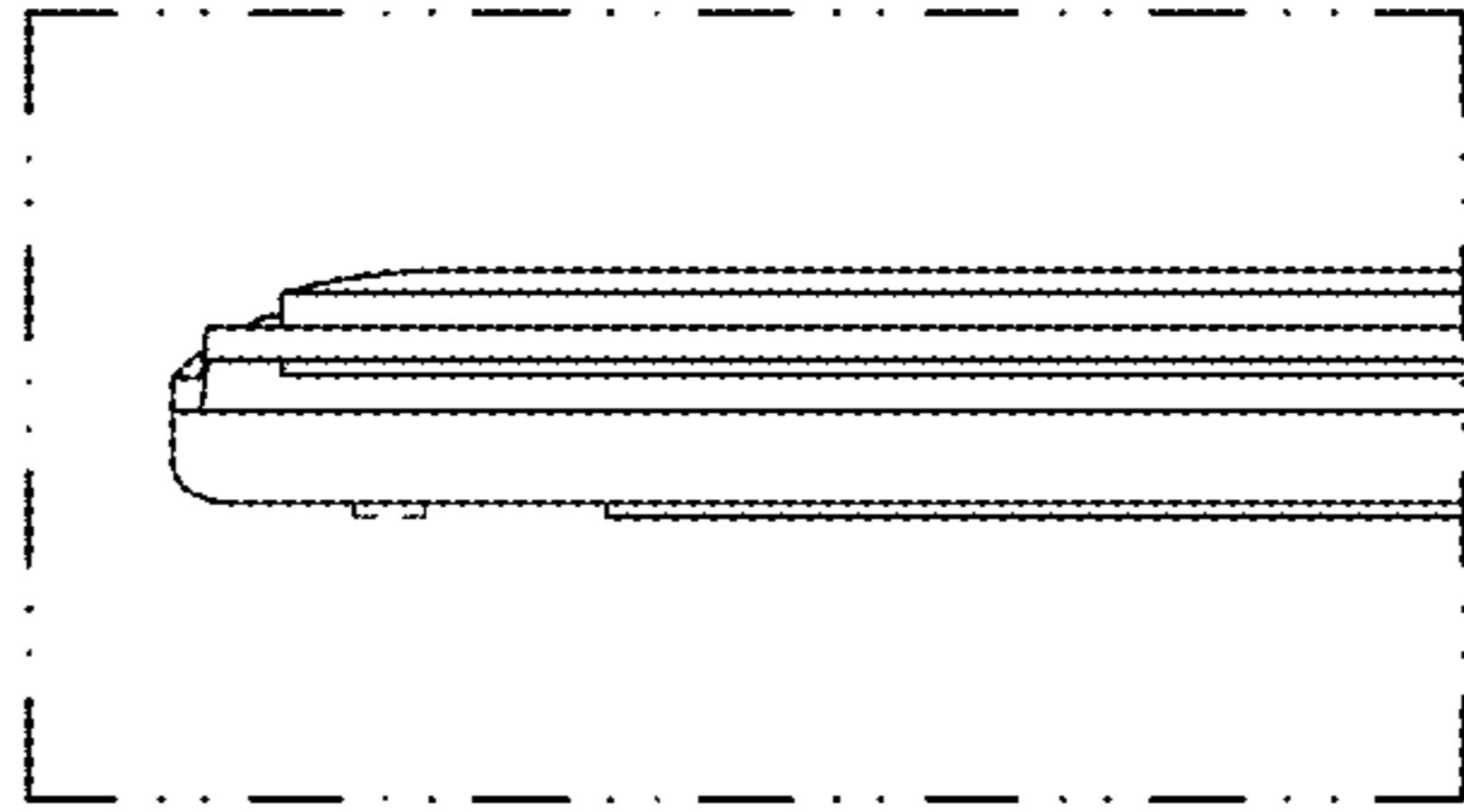


FIG.9

