



US00D807885S

(12) **United States Design Patent**  
**Pang et al.**

(10) **Patent No.:** **US D807,885 S**

(45) **Date of Patent:** **\*\* Jan. 16, 2018**

(54) **KEYBOARD**

(71) Applicant: **Shenzhen Riitek Technology Co., Ltd.**,  
Shenzhen, Guangdong (CN)

(72) Inventors: **XianYong Pang**, Shenzhen (CN);  
**JunKui Chen**, Shenzhen (CN)

(73) Assignee: **Shenzhen Riitek Technology Co., Ltd.**,  
Shenzhen, Guangdong (CN)

(\*\*) Term: **15 Years**

(21) Appl. No.: **29/569,313**

(22) Filed: **Jun. 26, 2016**

(51) **LOC (11) Cl.** ..... **14-02**

(52) **U.S. Cl.**  
USPC ..... **D14/392**

(58) **Field of Classification Search**  
USPC .... D14/391–399, 455, 456; D18/1, 2, 7, 11;  
178/17 A, 17 C; 200/5 A, 5 R, 6 A, 6 R;  
235/145 A, 145 R; 341/20–23; 345/156,  
345/160, 168, 169, 173; 361/679.08,  
361/679.09, 679.11–679.19;  
400/484–489, 492, 472  
CPC ..... G06F 1/16; G06F 1/1616; G06F 1/162;  
G06F 1/1601; G06F 1/1626; G06F  
3/0202; G09B 13/04; H03M 11/00; H03K  
17/94; H05K 5/00; H01H 3/125; H01H  
13/705; B41J 5/08

See application file for complete search history.

(56) **References Cited**

U.S. PATENT DOCUMENTS

D486,513 S *	2/2004	Ohashi .....	D18/41
6,972,945 B1 *	12/2005	Kozak .....	G06F 1/1632 361/679.08
D528,117 S *	9/2006	Shimizu .....	D14/391
D604,845 S *	11/2009	Hibi .....	D24/107
D665,083 S *	8/2012	Yang .....	D14/388
D700,181 S *	2/2014	Lin .....	D14/392
D740,824 S *	10/2015	Zou .....	D14/392

\* cited by examiner

*Primary Examiner* — Freda S Nunn

(74) *Attorney, Agent, or Firm* — Raymond Y. Chan;  
David and Raymond Patent Firm

(57) **CLAIM**

The ornamental design for a keyboard, as shown and described.

**DESCRIPTION**

FIG. 1 is a perspective view of the keyboard showing my new design.

FIG. 2 is a front view of the keyboard.

FIG. 3 is a rear view of the keyboard.

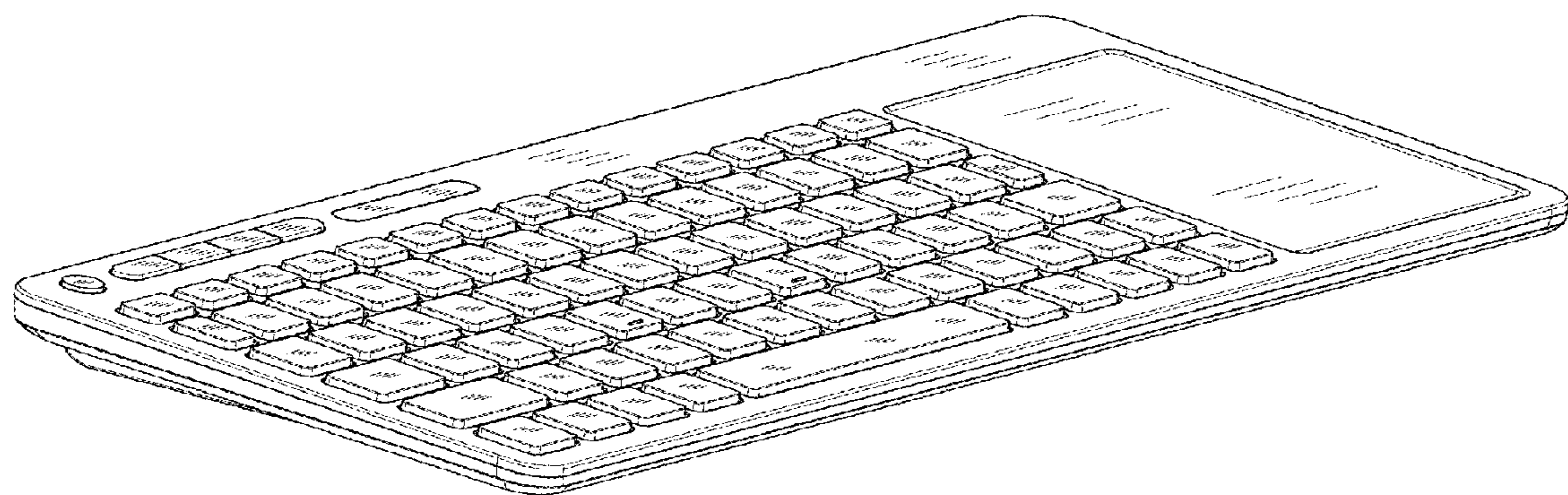
FIG. 4 is a right view of the keyboard.

FIG. 5 is a left view of the keyboard.

FIG. 6 is a top view of the keyboard; and,

FIG. 7 is a bottom view of the keyboard.

**1 Claim, 7 Drawing Sheets**



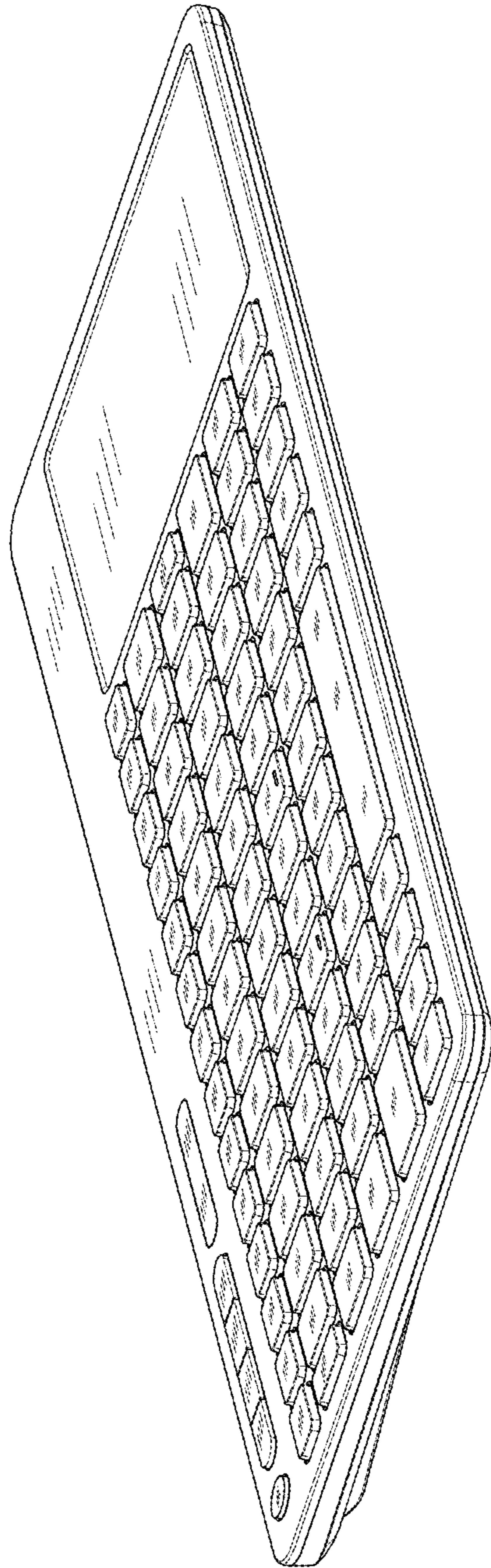


FIG.1

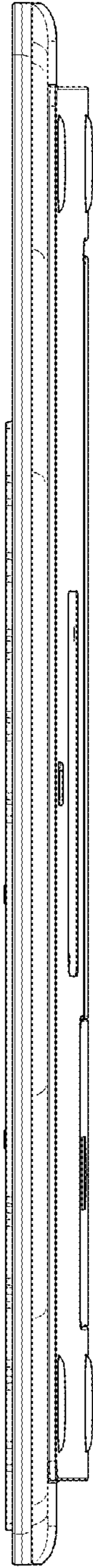


FIG.2

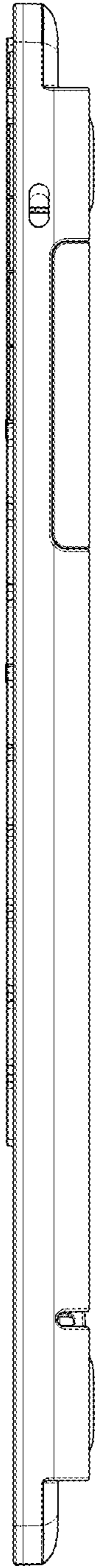


FIG.3

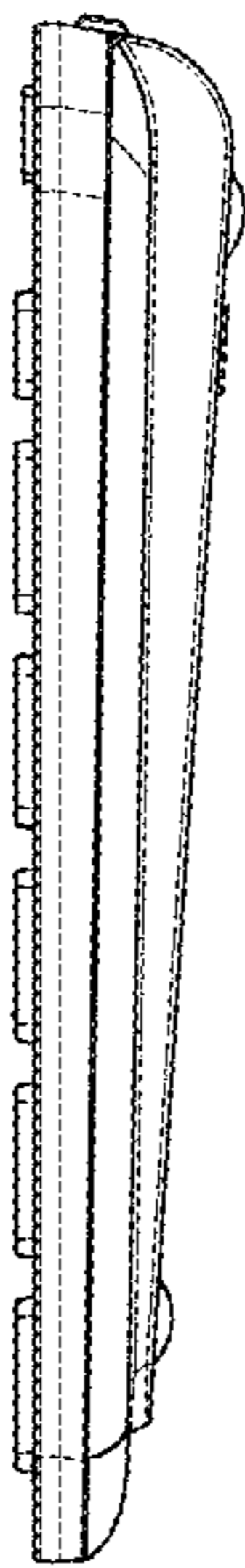


FIG.4

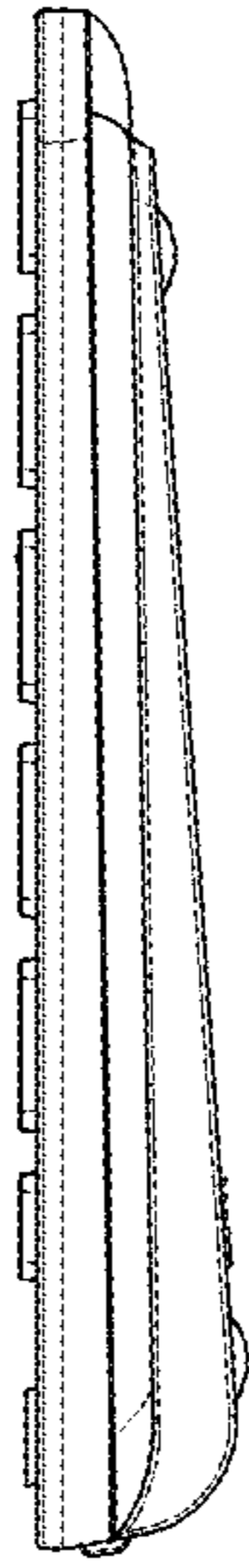


FIG.5

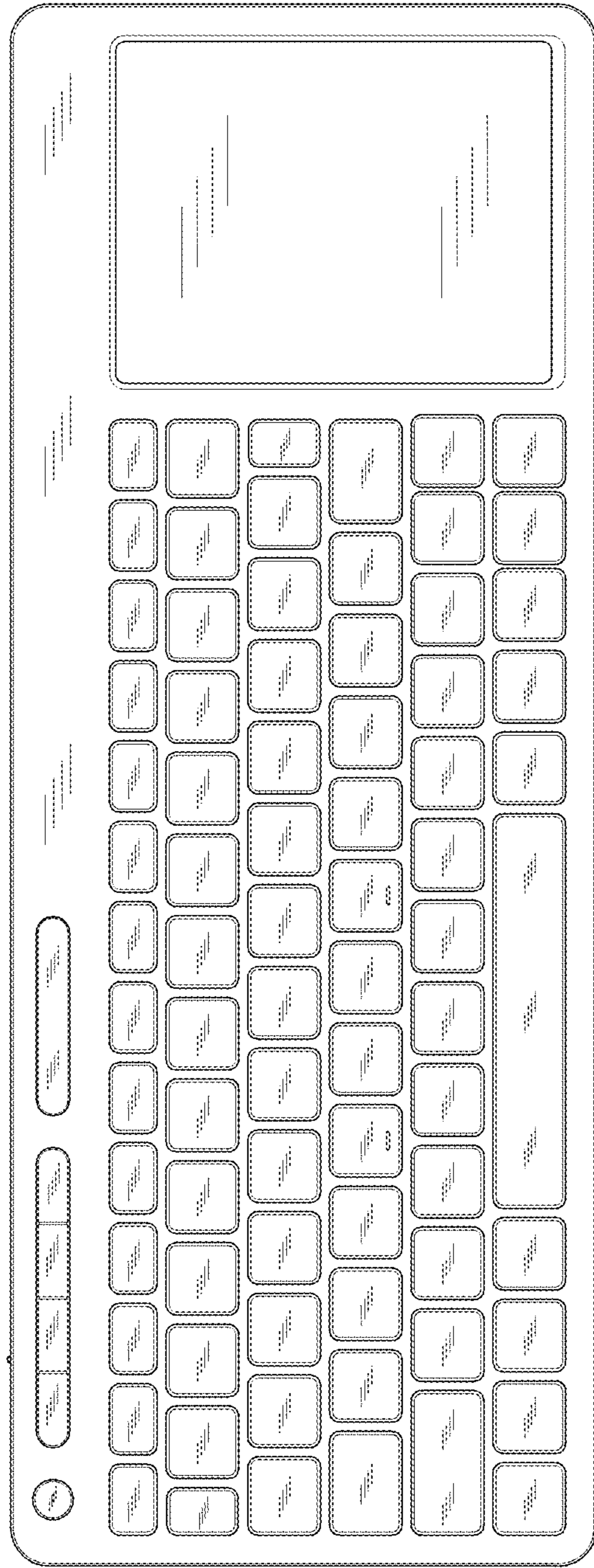


FIG. 6

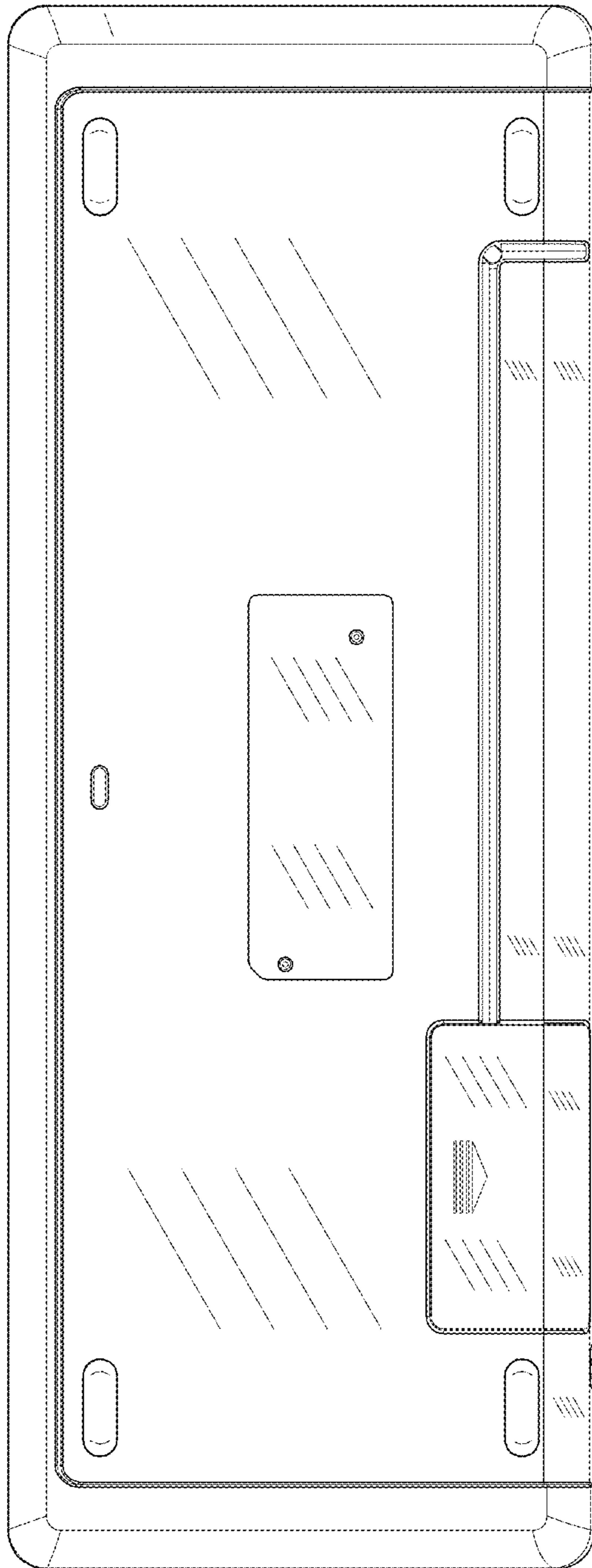


FIG.7