



US00D807852S

(12) **United States Design Patent** (10) **Patent No.:** **US D807,852 S**
Oh et al. (45) **Date of Patent:** **** Jan. 16, 2018**

(54) **MOBILE PHONE**
(71) Applicant: **LG ELECTRONICS INC.**, Seoul (KR)
(72) Inventors: **Byungsoo Oh**, Seoul (KR); **Jonghak Lee**, Seoul (KR); **Joonhyung Kim**, Seoul (KR)
(73) Assignee: **LG ELECTRONICS INC.**, Seoul (KR)
(**) Term: **15 Years**
(21) Appl. No.: **29/556,627**
(22) Filed: **Mar. 2, 2016**
(30) **Foreign Application Priority Data**
Sep. 3, 2015 (KR) 30-2015-0044545
(51) **LOC (11) Cl.** **14-03**
(52) **U.S. Cl.**
USPC **D14/138 G**
(58) **Field of Classification Search**
USPC D14/138 G, 138 AD, 248, 138 R, D14/138 AC, 247, 137, 341-347
CPC H04M 1/0202; H04M 1/0235; H04M 1/0237; H04M 1/0239; H04M 1/0266; H04M 1/0268; H04M 1/027; H04M 1/0295
See application file for complete search history.

(56) **References Cited**
U.S. PATENT DOCUMENTS
D580,401 S * 11/2008 Kim D14/138 AD
D645,441 S * 9/2011 Choe D14/138 G
D656,477 S * 3/2012 Yi D14/138 G
D721,346 S * 1/2015 Lee D14/138 G
D725,069 S * 3/2015 Choe D14/138 G
D728,506 S * 5/2015 Joung D14/138 G
D729,192 S * 5/2015 Chang D14/138 G

D732,500 S * 6/2015 Choe D14/138 G
D741,832 S * 10/2015 Lee D14/138 G
D743,367 S * 11/2015 Kim D14/138 G
D748,081 S * 1/2016 Chung D14/138 G
D751,523 S * 3/2016 Min D14/138 G
D756,950 S * 5/2016 Kim D14/138 G
D757,674 S * 5/2016 Seo D14/138 G
D758,335 S * 6/2016 Lee D14/138 G
(Continued)

OTHER PUBLICATIONS

LG Stylus 2 Plus, announced May 2016, [online], [retrieved on Jun. 16, 2017]. Retrieved from Internet ,<URL: http://www.gsmarena.com>.*

(Continued)

Primary Examiner — Bridget L Eland
(74) *Attorney, Agent, or Firm* — Birch, Stewart, Kolasch & Birch, LLP

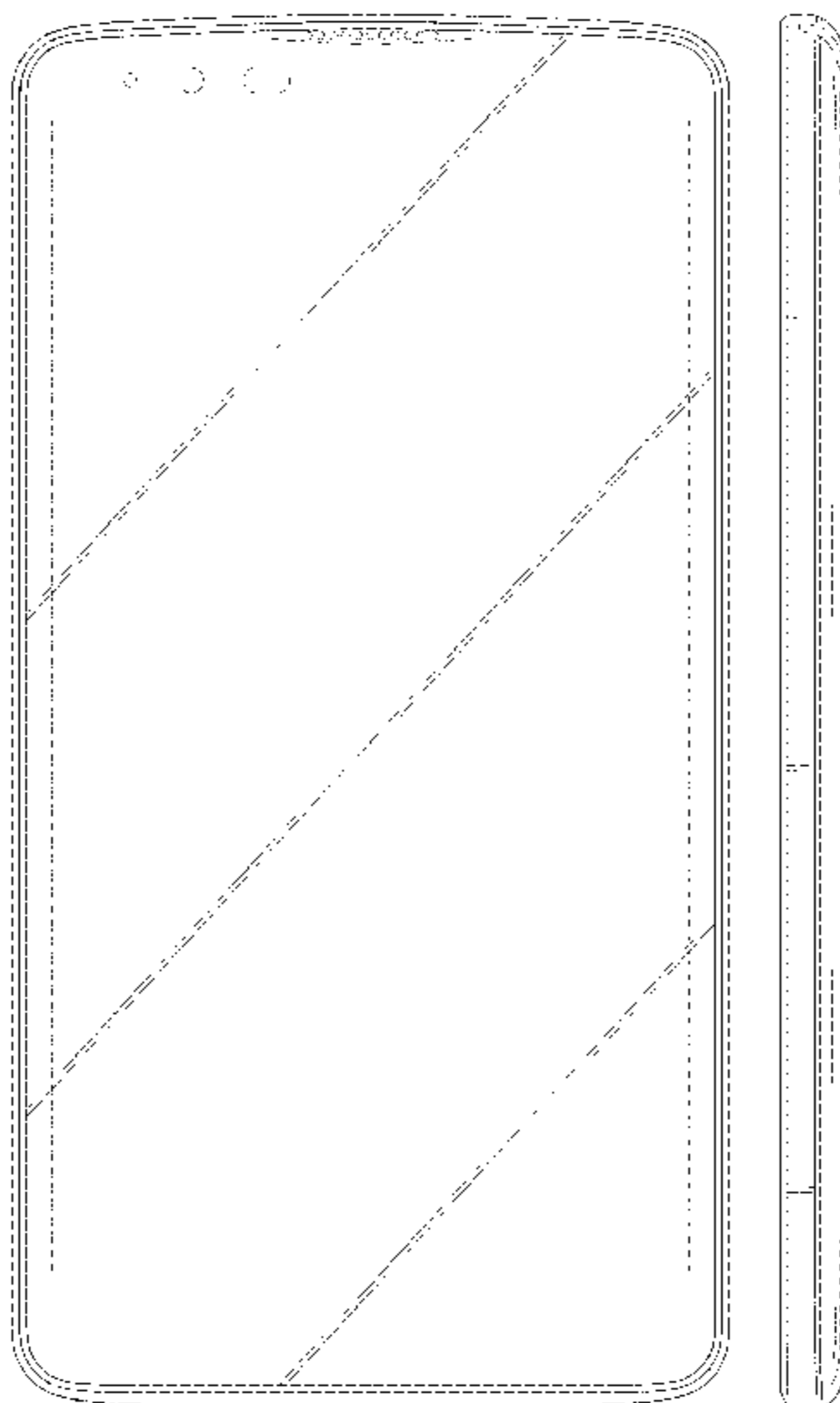
(57) **CLAIM**

The ornamental design for a mobile phone, as shown and described.

DESCRIPTION

FIG. 1 is a from perspective view of a mobile phone showing our new design;
FIG. 2 is a front view thereof;
FIG. 3 is a rear view thereof;
FIG. 4 is a left side view thereof;
FIG. 5 is a right side view thereof;
FIG. 6 is a top plan view thereof;
FIG. 7 is a bottom plan view thereof; and,
FIG. 8 is a rear perspective view thereof.
The broken lines immediately adjacent to the claim, encompassing unshaded regions, represent the bounds of the claimed design while all other broken lines are directed to environment and are for illustrative purposes only; the broken lines form no part of the claimed design.

1 Claim, 7 Drawing Sheets



(56)

References Cited

U.S. PATENT DOCUMENTS

D760,680 S * 7/2016 Lee D14/138 C
D763,837 S * 8/2016 Choe D14/248
D764,428 S * 8/2016 Choe D14/138 G
D783,557 S * 4/2017 Lee D14/138 G
D784,949 S * 4/2017 Kim D14/138 G
D785,590 S * 5/2017 Park D14/138 G
D786,213 S * 5/2017 Seo D14/138 G
D786,819 S * 5/2017 Seo D14/138 G
D792,872 S * 7/2017 Ryu D14/248
2008/0274776 A1 * 11/2008 Cho H04M 1/0237
455/575.4

OTHER PUBLICATIONS

LG G3, announced May 2014, [online], [retrieved on Jun. 16, 2017].
Retrieved from Internet ,<URL: <http://www.gsmarena.com>>.*

* cited by examiner

FIG. 1

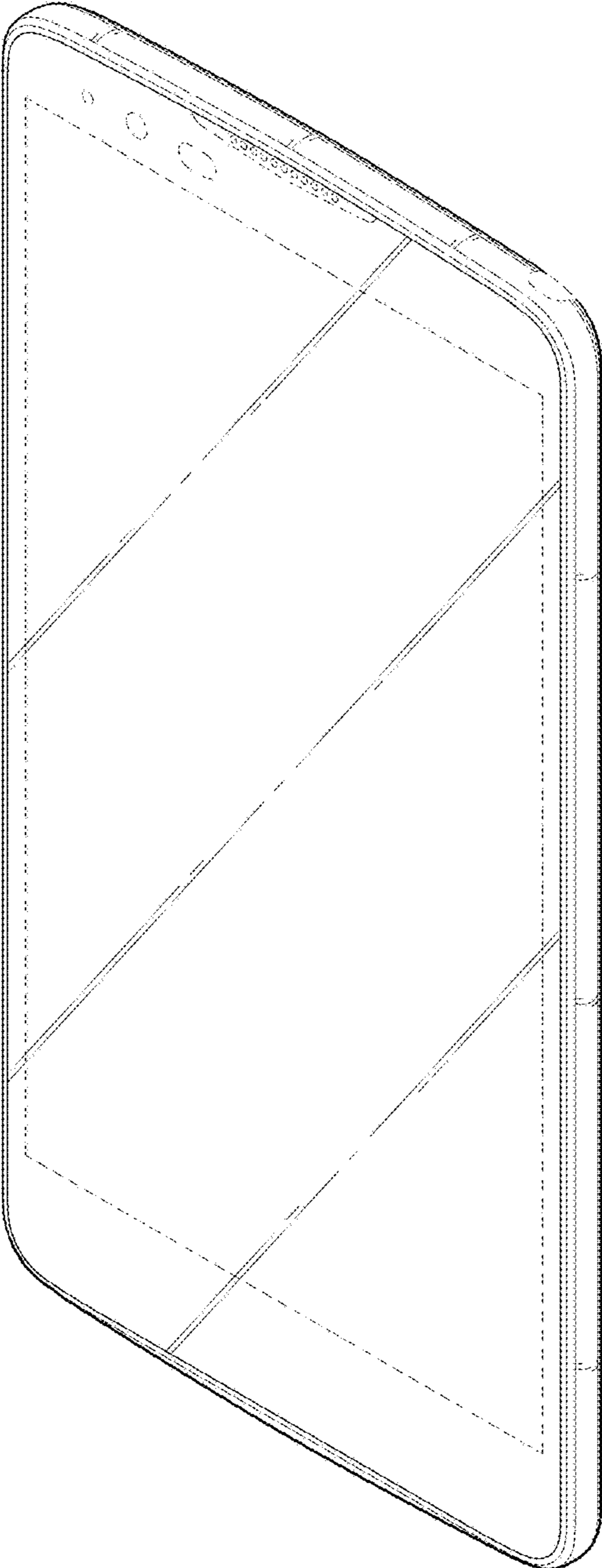


FIG. 2




FIG. 3

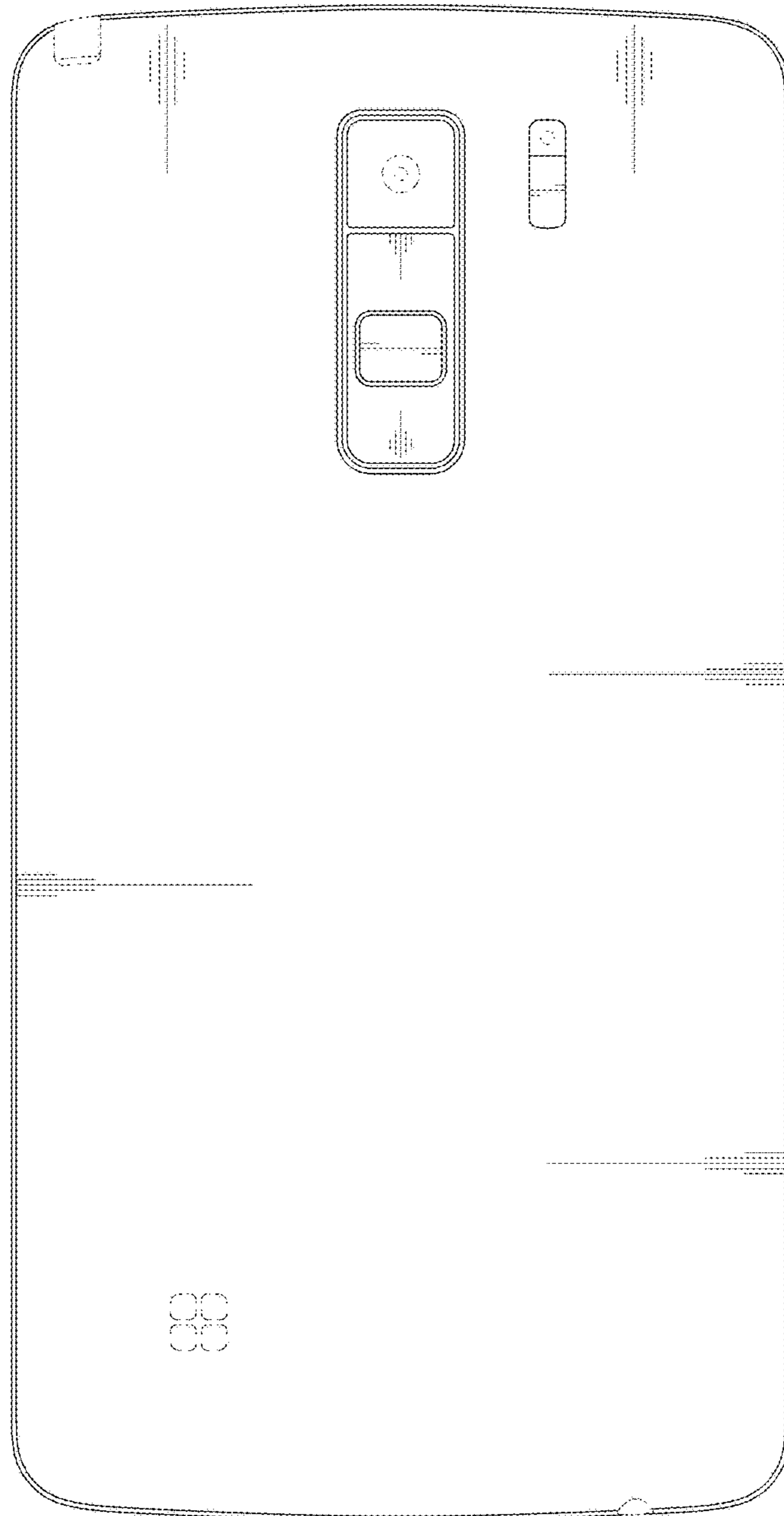


FIG. 4

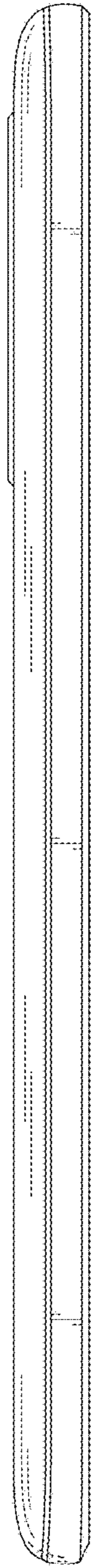


FIG. 5

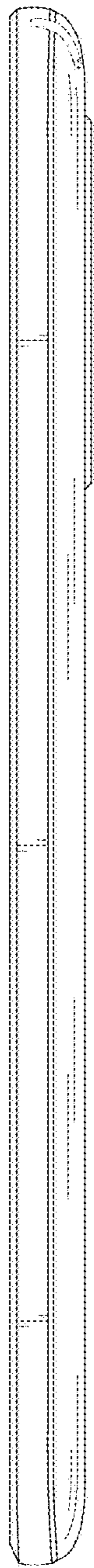


FIG. 6




FIG. 7



FIG. 8

