



US00D807829S

(12) **United States Design Patent** (10) **Patent No.:** **US D807,829 S**  
**Byrne et al.** (45) **Date of Patent:** **\*\* Jan. 16, 2018**

(54) **ELECTRICAL POWER UNIT FOR A WORK SURFACE**

(71) Applicants: **Norman R. Byrne**, Ada, MI (US);  
**Randell E. Pate**, Jenison, MI (US)

(72) Inventors: **Norman R. Byrne**, Ada, MI (US);  
**Randell E. Pate**, Jenison, MI (US)

(\*\*) Term: **15 Years**

(21) Appl. No.: **29/538,002**

(22) Filed: **Aug. 31, 2015**

**Related U.S. Application Data**

(62) Division of application No. 29/500,041, filed on Aug. 21, 2014, now Pat. No. Des. 741,266.

(51) **LOC (11) Cl.** ..... **13-03**

(52) **U.S. Cl.**  
USPC ..... **D13/138.2**

(58) **Field of Classification Search**  
USPC ... D13/139.1, 147, 110, 137.1, 138.2, 137.2,  
D13/133, 145, 146, 139.4; 439/106, 131,  
439/105, 107, 170-173

(Continued)

(56) **References Cited**

**U.S. PATENT DOCUMENTS**

D78,966 S \* 7/1929 Conner ..... D13/139.7  
2,249,827 A \* 7/1941 Herman ..... H01R 13/422  
439/599

(Continued)

**OTHER PUBLICATIONS**

Heyco datasheet entitled "Preassembled Cordset Components: Tri-Tap Premold-NEMA 5-15R," available at [http://www.heyco.com/Power\\_Components/pdf/8-21-114.pdf](http://www.heyco.com/Power_Components/pdf/8-21-114.pdf), identified prior to Jan. 15, 2013.

(Continued)

*Primary Examiner* — Rhea Shields

(74) *Attorney, Agent, or Firm* — Gardner, Linn, Burkhardt & Flory, LLP

(57) **CLAIM**

The ornamental design for an electrical power unit for a work surface, as shown and described.

**DESCRIPTION**

FIG. 1 is a top perspective view of a first embodiment of an electrical power unit for a work surface, showing our new design;

FIG. 2 is a bottom perspective view of the electrical power unit for a work surface of FIG. 1;

FIG. 3 is a top plan view of the electrical power unit for a work surface of FIG. 1;

FIG. 4 is a bottom plan view of the electrical power unit for a work surface center of FIG. 1;

FIG. 5 is a front elevation of the electrical power unit for a work surface of FIG. 1;

FIG. 6 is a rear elevation of the electrical power unit for a work surface of FIG. 1;

FIG. 7 is a left side elevation of the electrical power unit for a work surface of FIG. 1;

FIG. 8 is a right side elevation of the electrical power unit for a work surface of FIG. 1;

FIG. 9 is a top perspective view of a second embodiment of an electrical power unit for a work surface, showing our new design;

FIG. 10 is a bottom perspective view of the electrical power unit for a work surface of FIG. 9;

FIG. 11 is a top plan view of the electrical power unit for a work surface of FIG. 9;

FIG. 12 is a bottom plan view of the electrical power unit for a work surface center of FIG. 9;

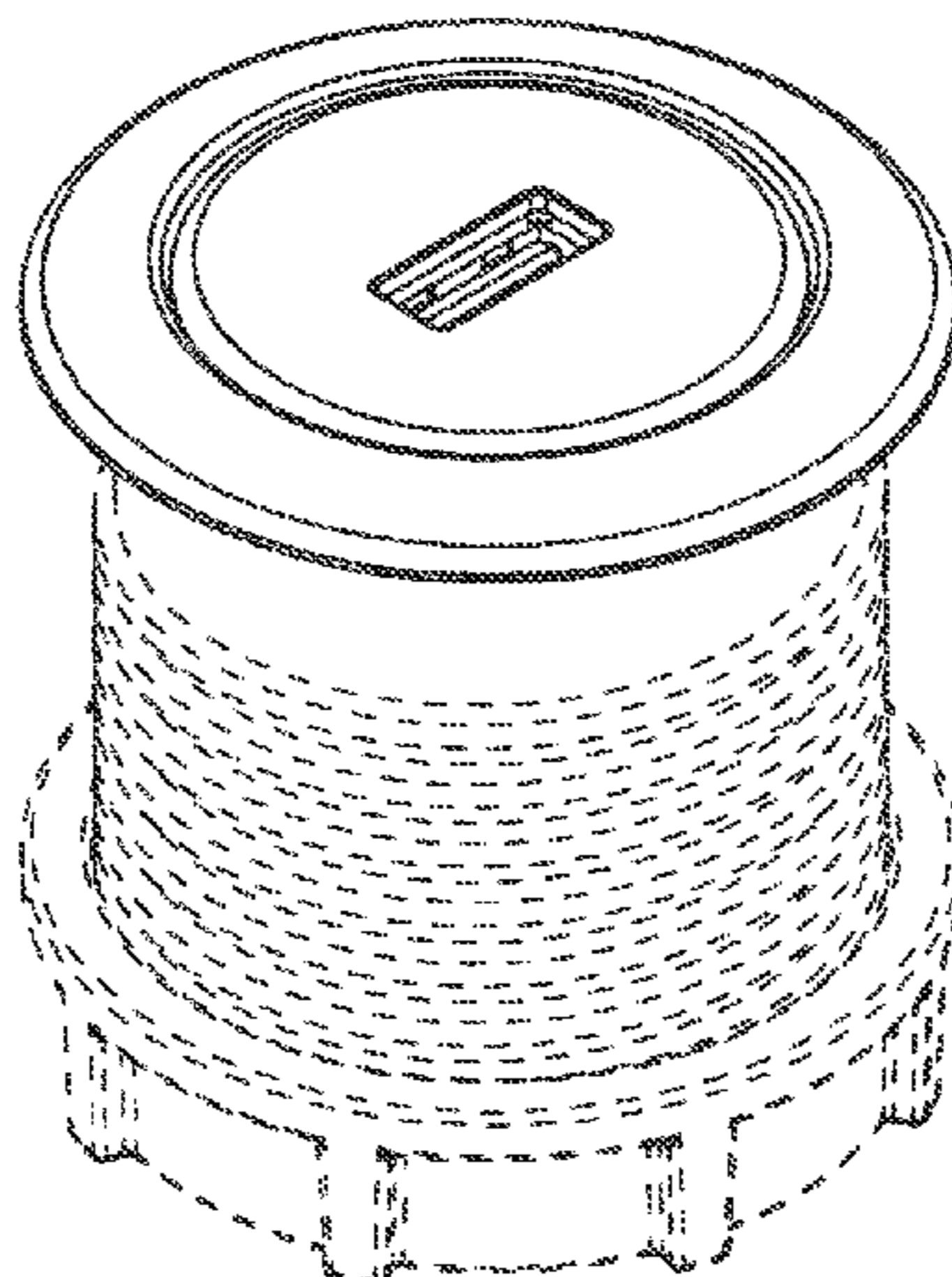
FIG. 13 is a front elevation of the electrical power unit for a work surface of FIG. 9;

FIG. 14 is a rear elevation of the electrical power unit for a work surface of FIG. 9;

FIG. 15 is a left side elevation of the electrical power unit for a work surface of FIG. 9; and,

FIG. 16 is a right side elevation of the electrical power unit for a work surface of FIG. 9.

(Continued)



In the drawings, the broken lines depict unclaimed subject matter only and form no part of the claimed design.

**1 Claim, 4 Drawing Sheets**

**(58) Field of Classification Search**

CPC ..... H01R 13/652; H01R 35/04; H01R 31/02;  
H01R 29/00; H01R 27/00

See application file for complete search history.

**(56) References Cited**

U.S. PATENT DOCUMENTS

3,611,257 A \* 10/1971 Carkhuff ..... H01R 43/24  
439/587  
3,850,496 A \* 11/1974 Hague ..... H01R 13/567  
439/685  
4,372,629 A \* 2/1983 Propst ..... A47B 21/06  
248/52  
4,453,059 A \* 6/1984 Fukushima ..... H02B 1/048  
200/296  
4,747,788 A \* 5/1988 Byrne ..... A47B 21/06  
174/493  
4,984,982 A \* 1/1991 Brownlie ..... G02B 6/4451  
174/490  
D325,723 S \* 4/1992 Gary ..... D13/139.4  
5,234,355 A \* 8/1993 Sosinski ..... H01R 13/213  
439/337  
D342,937 S \* 1/1994 Angel, Jr. .... D13/120  
D350,727 S \* 9/1994 Landry ..... D13/146  
D375,292 S \* 11/1996 D'Amato ..... D13/137.1  
5,575,668 A \* 11/1996 Timmerman ..... A47B 21/06  
174/482  
5,647,751 A \* 7/1997 Shulman ..... H01R 13/504  
439/106  
D389,459 S \* 1/1998 Byrne ..... D13/139.5  
5,705,772 A \* 1/1998 Brown ..... H02G 3/185  
174/487  
5,709,156 A \* 1/1998 Gevaert ..... A47B 21/06  
108/26  
D399,826 S \* 10/1998 Byrne ..... D13/137.1  
D405,416 S \* 2/1999 Byrne ..... D13/139.4  
5,888,093 A \* 3/1999 Polgar ..... H01R 13/74  
439/248  
D409,980 S \* 5/1999 Byrne ..... D13/137.1  
5,922,993 A \* 7/1999 Ide ..... H01R 43/0228  
174/84 R  
D418,815 S \* 1/2000 Byrne ..... D13/146  
6,024,599 A \* 2/2000 Stathis ..... H01R 13/60  
174/480  
6,081,356 A \* 6/2000 Branc ..... H04B 10/114  
398/1  
D430,539 S \* 9/2000 Leopold ..... D13/139.3  
6,290,512 B1 \* 9/2001 Mullen, Jr. .... H01R 13/506  
439/106  
6,307,152 B1 \* 10/2001 Bonilla ..... H02G 3/0493  
174/483  
6,488,540 B2 \* 12/2002 Coyle, Jr. .... H01R 25/003  
439/650  
6,492,591 B1 \* 12/2002 Metcalf ..... A47B 21/06  
174/480  
D479,825 S \* 9/2003 Hung ..... D13/146  
6,923,684 B2 \* 8/2005 Strayer ..... H01R 25/006  
439/131  
6,981,896 B2 \* 1/2006 Su ..... H01R 13/652  
439/606  
D514,518 S \* 2/2006 Strayer ..... D13/139.4  
7,053,296 B2 \* 5/2006 Drane ..... H02G 3/185  
174/483

D534,495 S \* 1/2007 Gershfeld ..... D13/139.4  
D537,039 S \* 2/2007 Pincek ..... D13/139.4  
7,244,128 B2 \* 7/2007 Byrne ..... H01R 13/5202  
439/106  
7,258,564 B1 \* 8/2007 Su ..... H01R 13/506  
439/337  
D553,306 S \* 10/2007 Hansen ..... D13/139.4  
D558,676 S \* 1/2008 Fort ..... D13/139.3  
D568,816 S \* 5/2008 Micheals ..... D13/139.3  
D573,950 S \* 7/2008 Schwartz ..... D13/139.1  
7,559,795 B2 \* 7/2009 Byrne ..... H01R 31/06  
439/536  
D601,503 S \* 10/2009 Gribble ..... D13/146  
D614,574 S \* 4/2010 Thommes ..... D13/139.1  
7,806,723 B2 \* 10/2010 Chong ..... H02G 3/22  
439/571  
7,833,037 B2 \* 11/2010 Reusche ..... H01R 13/5219  
439/106  
D633,870 S \* 3/2011 Thommes ..... D13/139.1  
D647,853 S \* 11/2011 Kan ..... D13/139.4  
D653,215 S \* 1/2012 Lam ..... D13/139.8  
D670,248 S \* 11/2012 Chen ..... D13/138.2  
D674,754 S \* 1/2013 Zanoni ..... D13/139.1  
D677,630 S \* 3/2013 Zien ..... H01R 25/003  
D13/139.8  
D681,554 S \* 5/2013 Nelson ..... D13/137.2  
D682,212 S \* 5/2013 Udagawa ..... D13/139.4  
8,480,415 B2 \* 7/2013 Byrne ..... H01R 13/52  
439/106  
8,512,065 B2 \* 8/2013 Byrne ..... H01R 4/2433  
439/391  
D701,836 S 4/2014 Byrne  
8,736,106 B2 5/2014 Byrne  
D707,626 S \* 6/2014 Atkinson ..... D13/110  
D711,323 S \* 8/2014 Wardenburg ..... D13/146  
D714,726 S \* 10/2014 Byrne ..... D13/137.1  
D721,330 S 1/2015 Byrne  
D722,563 S 2/2015 Byrne  
8,987,642 B2 3/2015 Byrne  
D730,834 S 6/2015 Byrne  
2006/0258195 A1 \* 11/2006 Schwartz ..... A47B 21/06  
439/131  
2007/0275594 A1 \* 11/2007 Greenberg ..... H01R 13/72  
439/501  
2010/0068908 A1 \* 3/2010 Byrne ..... H02G 3/00  
439/215  
2011/0244700 A1 \* 10/2011 Byrne ..... H01R 13/52  
439/137  
2012/0031888 A1 \* 2/2012 Byrne ..... A47J 36/2461  
219/201  
2012/0184148 A1 \* 7/2012 Byrne ..... H01R 27/02  
439/650

OTHER PUBLICATIONS

<http://www.grainger.com/Grainger/Plug-Adaptor-11K293?Pid=search>, identified May 2, 2013.  
[http://www.zingearpc.en.ec21.com/Zing\\_Ear\\_Snap\\_In\\_Receptacle--5769349\\_5769674.html](http://www.zingearpc.en.ec21.com/Zing_Ear_Snap_In_Receptacle--5769349_5769674.html), identified May 2, 2013.  
Co-pending Design U.S. Appl. No. 29/488,043, filed Apr. 15, 2014, entitled Power Center for a Work Surface.  
Co-pending Design U.S. Appl. No. 29/490,845, filed May 14, 2014, entitled Electrical Receptacle.  
“Leviton 120V . . .”, reference dated Sep. 17, 2014, found on the internet at: [http://www.auberins.com/index.php?main\\_page=product\\_info&products\\_id=409](http://www.auberins.com/index.php?main_page=product_info&products_id=409).  
“Wholesale 1-7/8 . . .”, referenced dated Jan. 19, 2010, found on the internet at; <http://www.wellpromo.com/Wholesale/Power-Supplies-Inverters/1-7-8-x3-1-4--Giftcor-Universal-Power-Adaptor-Plug-86799.htm>.

\* cited by examiner



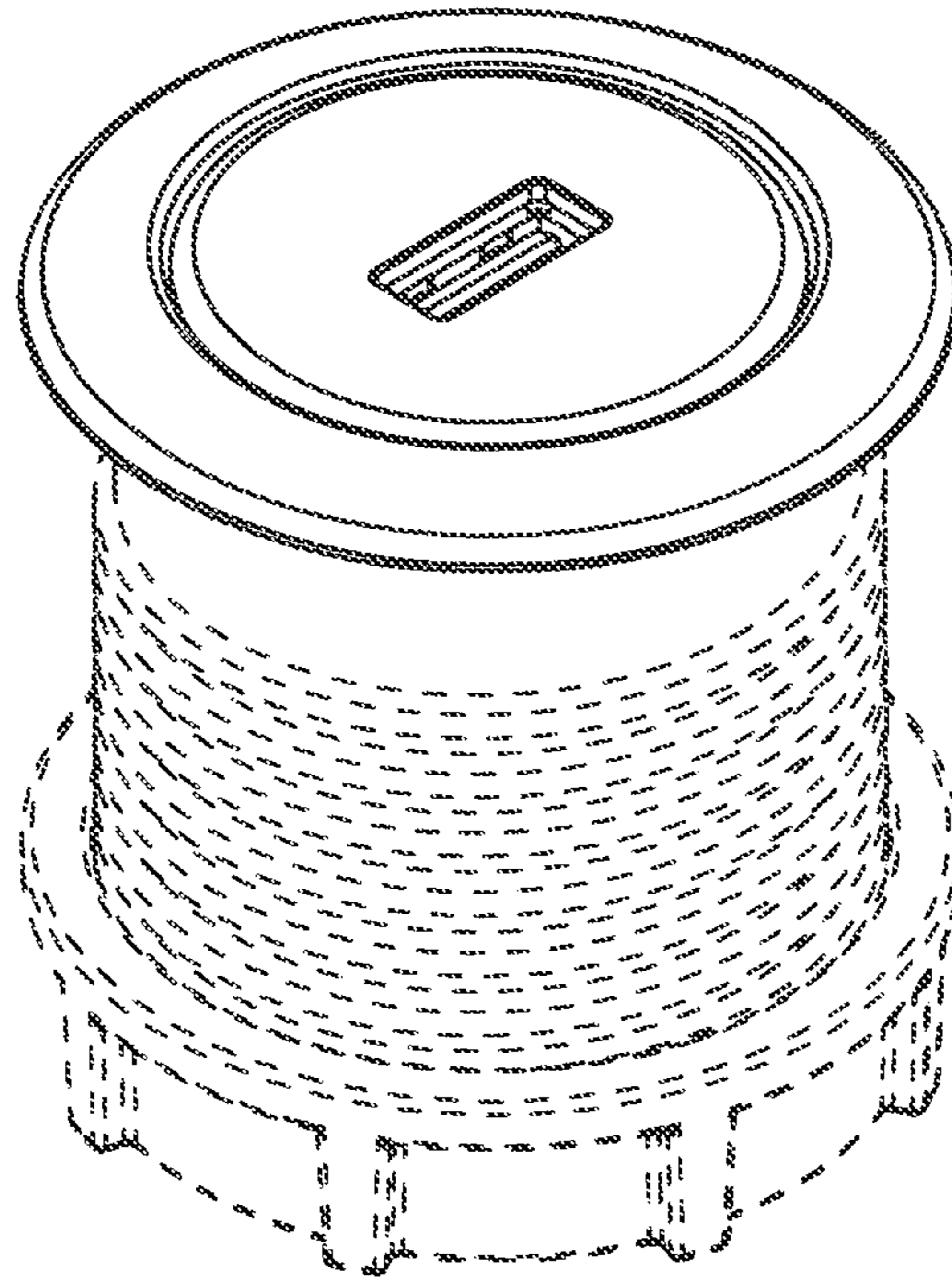


FIG. 1

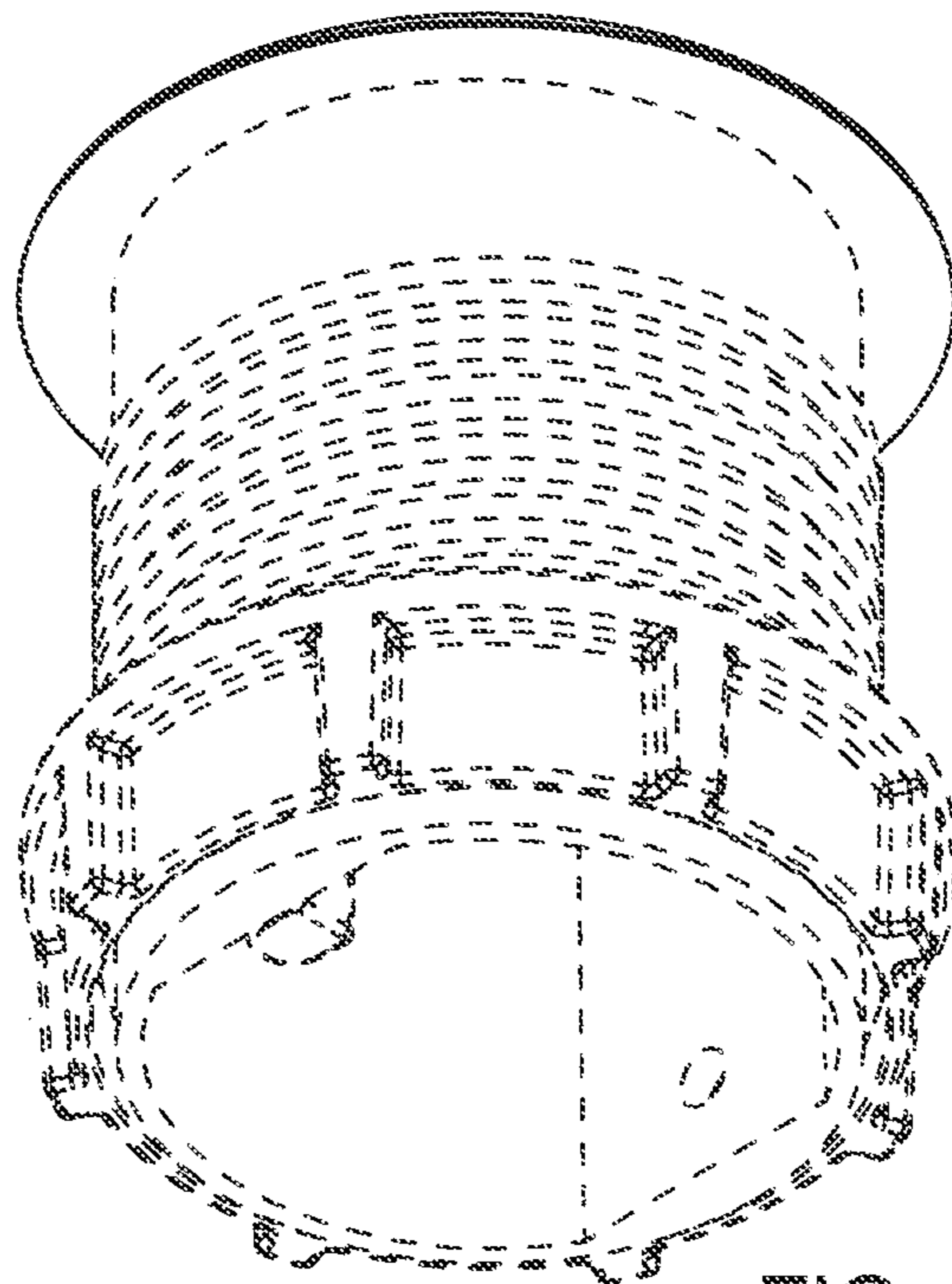


FIG. 2

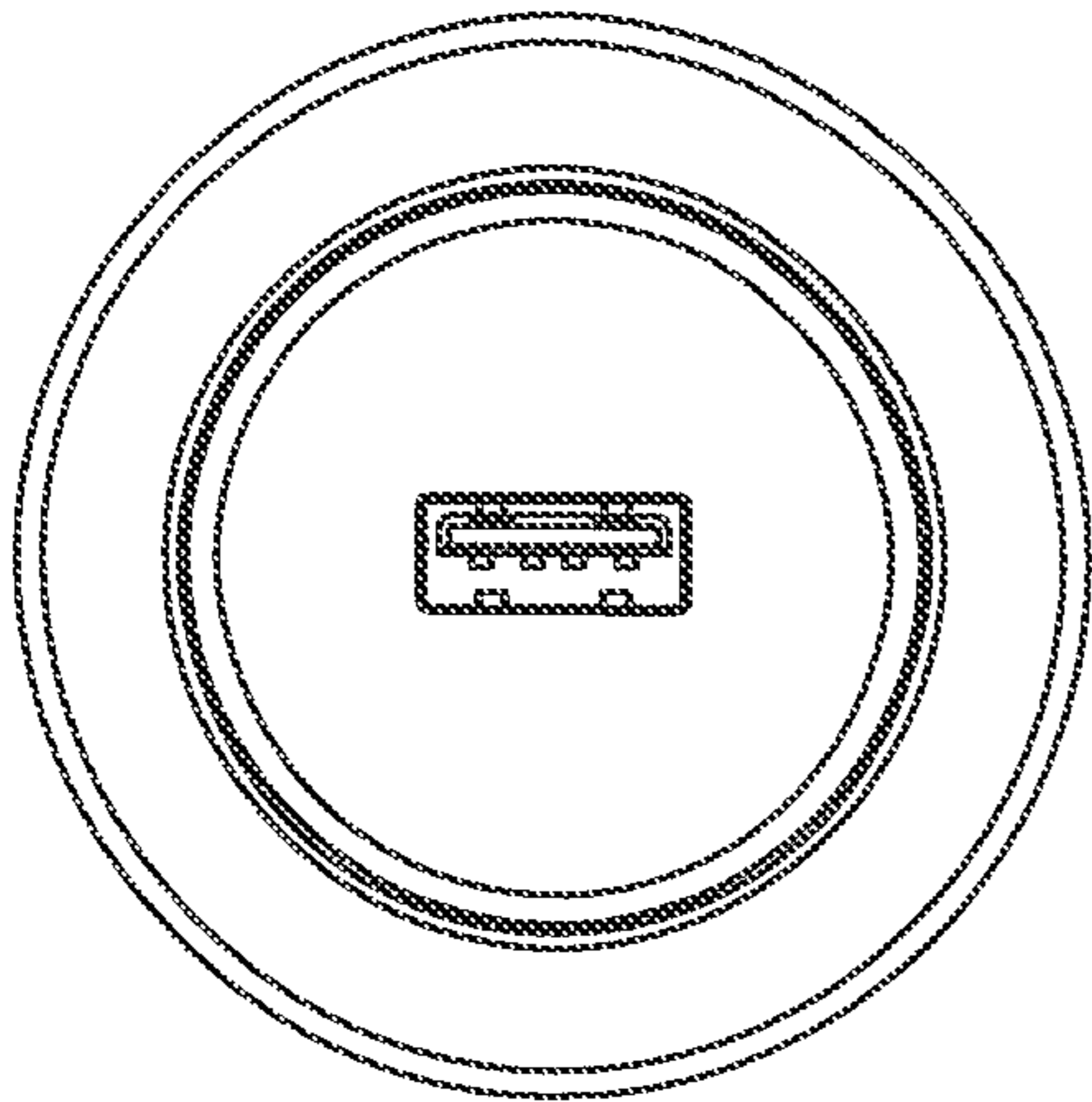


FIG. 3

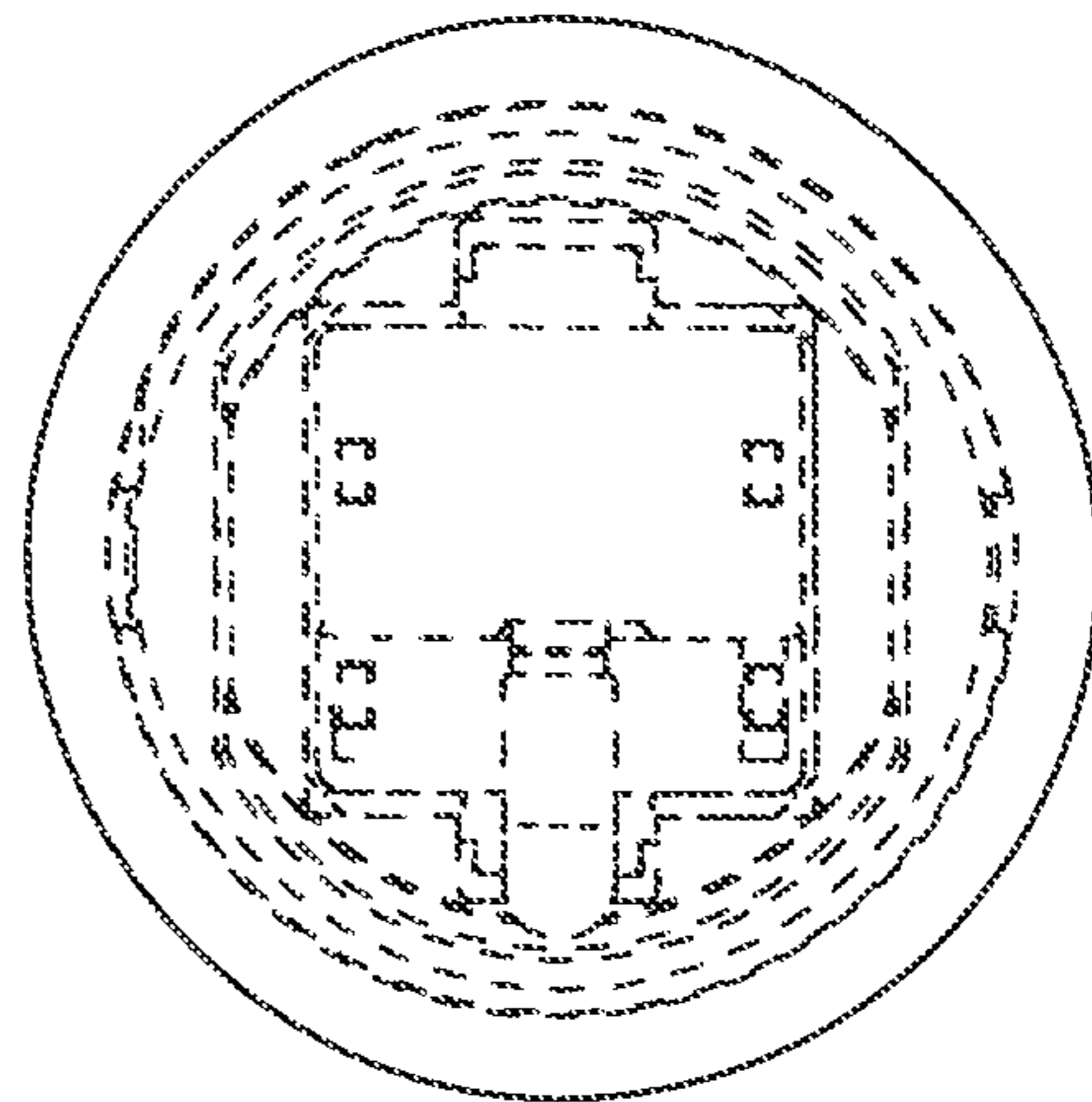


FIG. 4

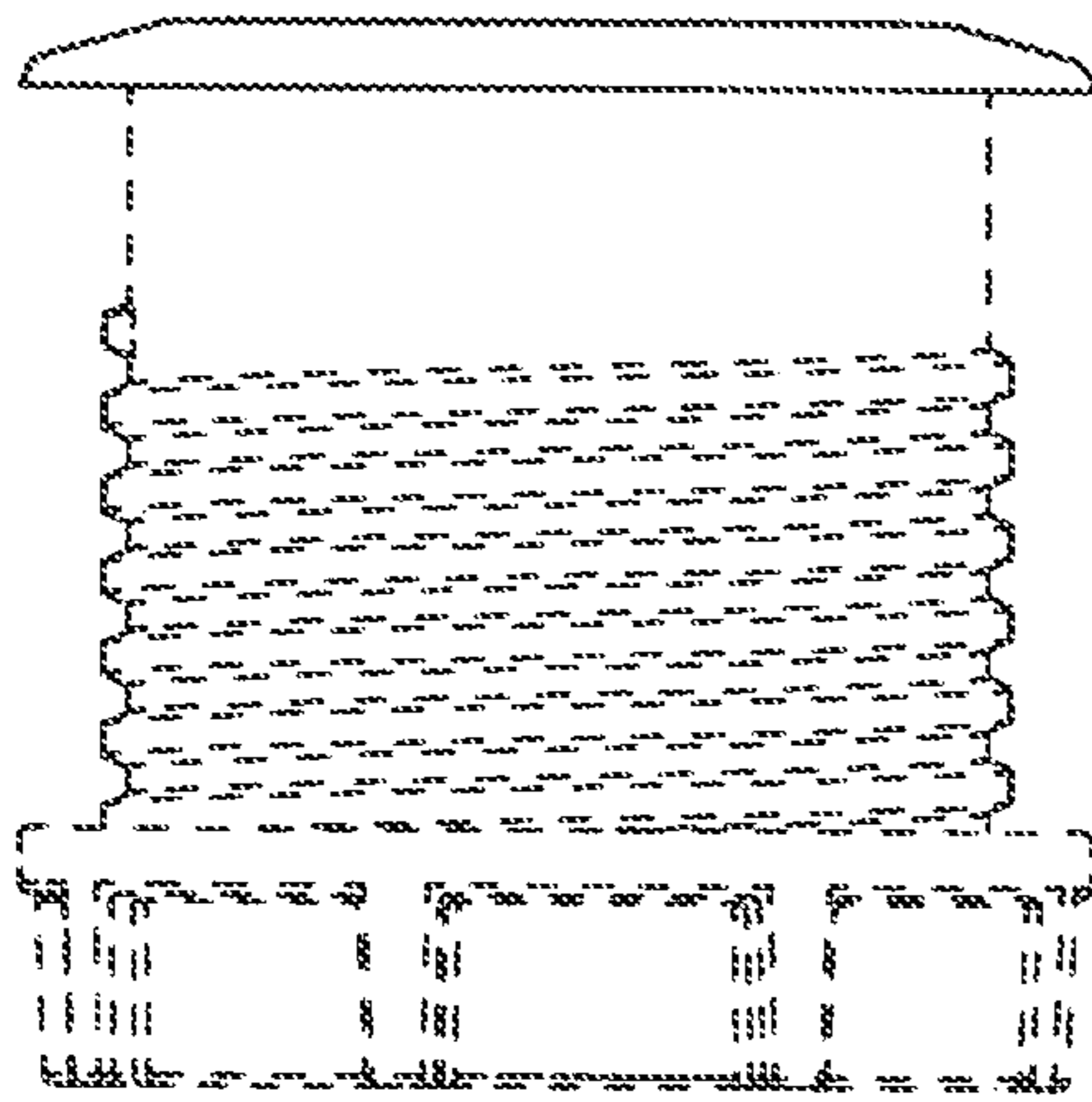


FIG. 5

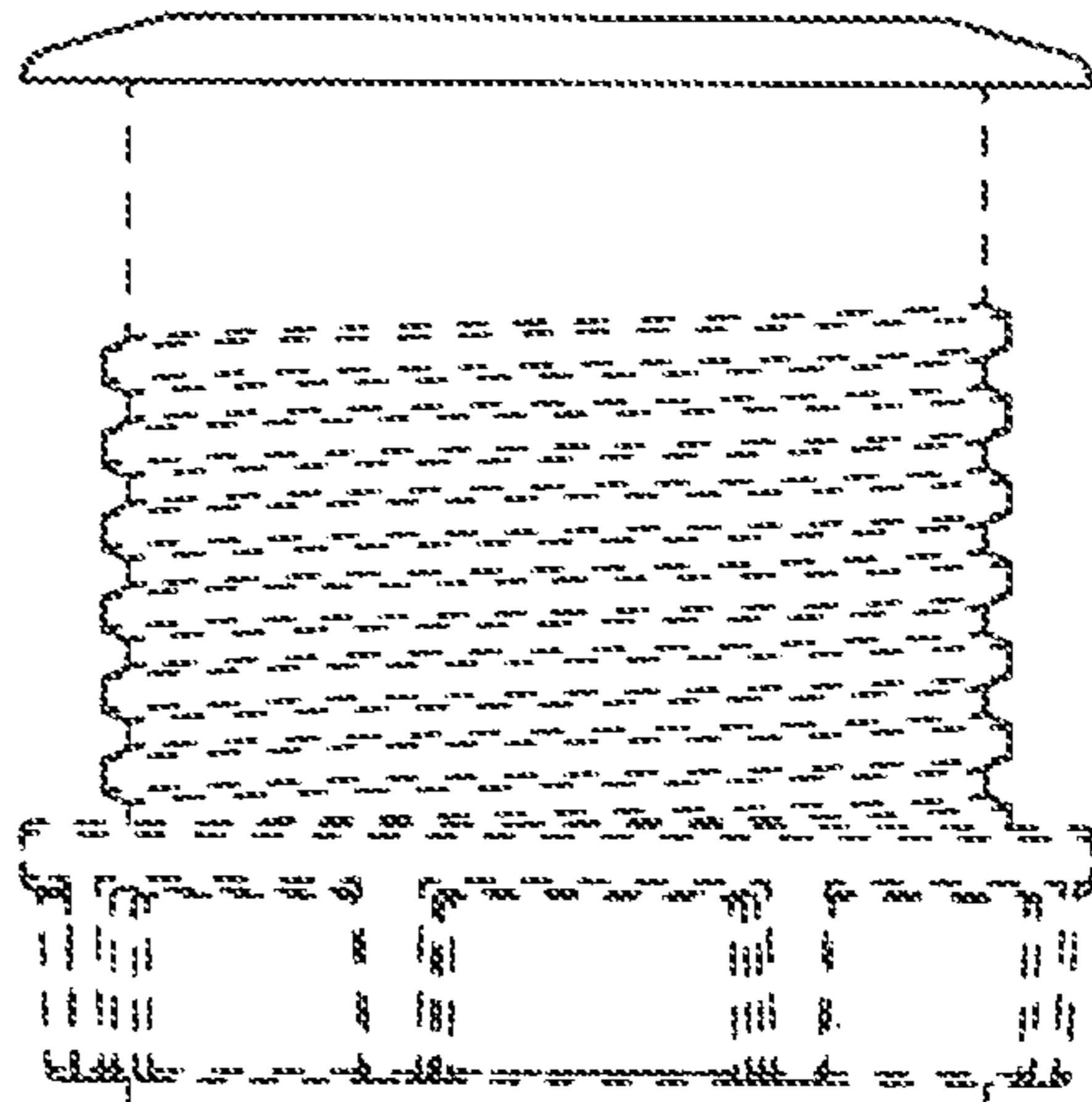


FIG. 6

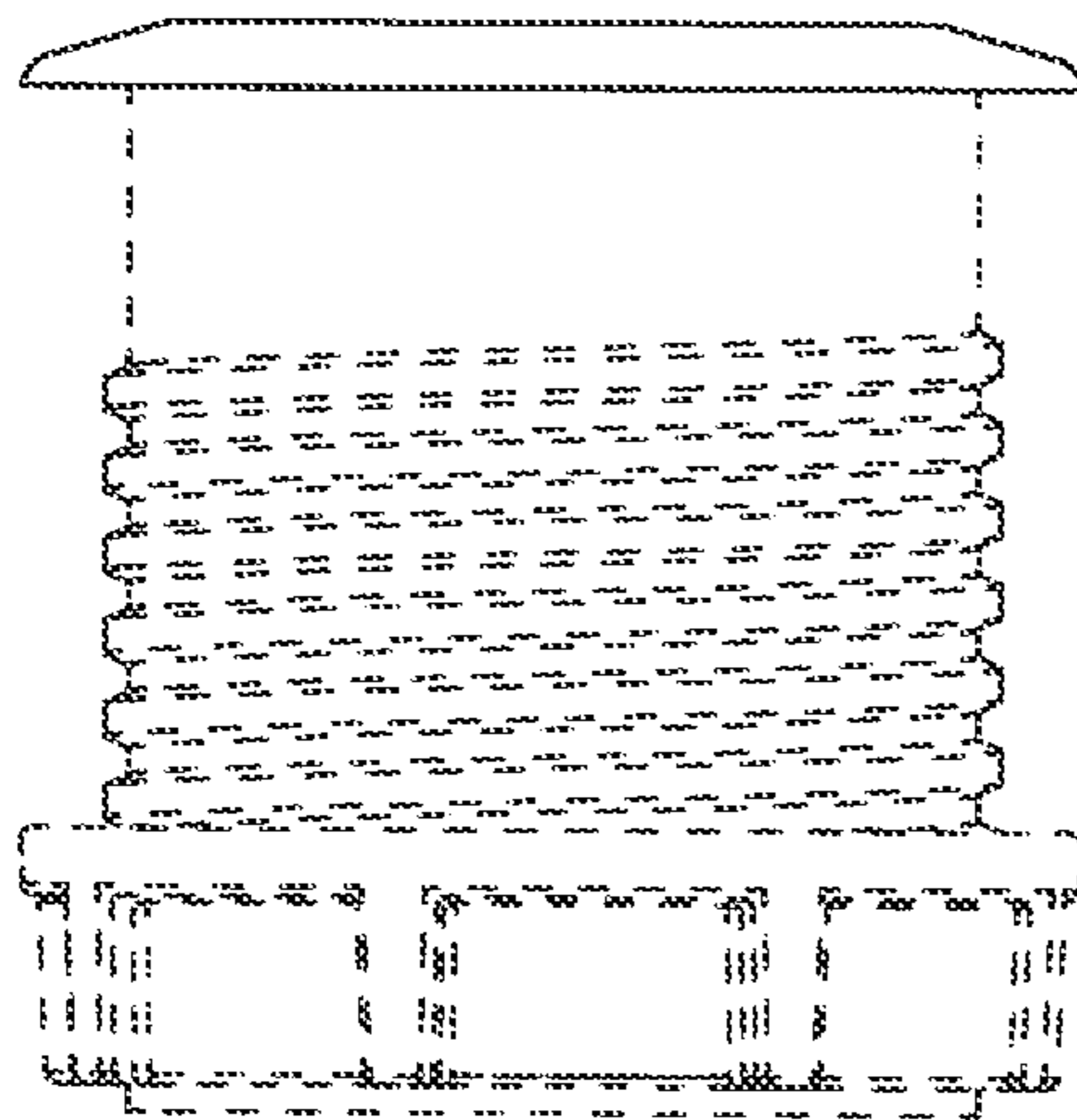


FIG. 7

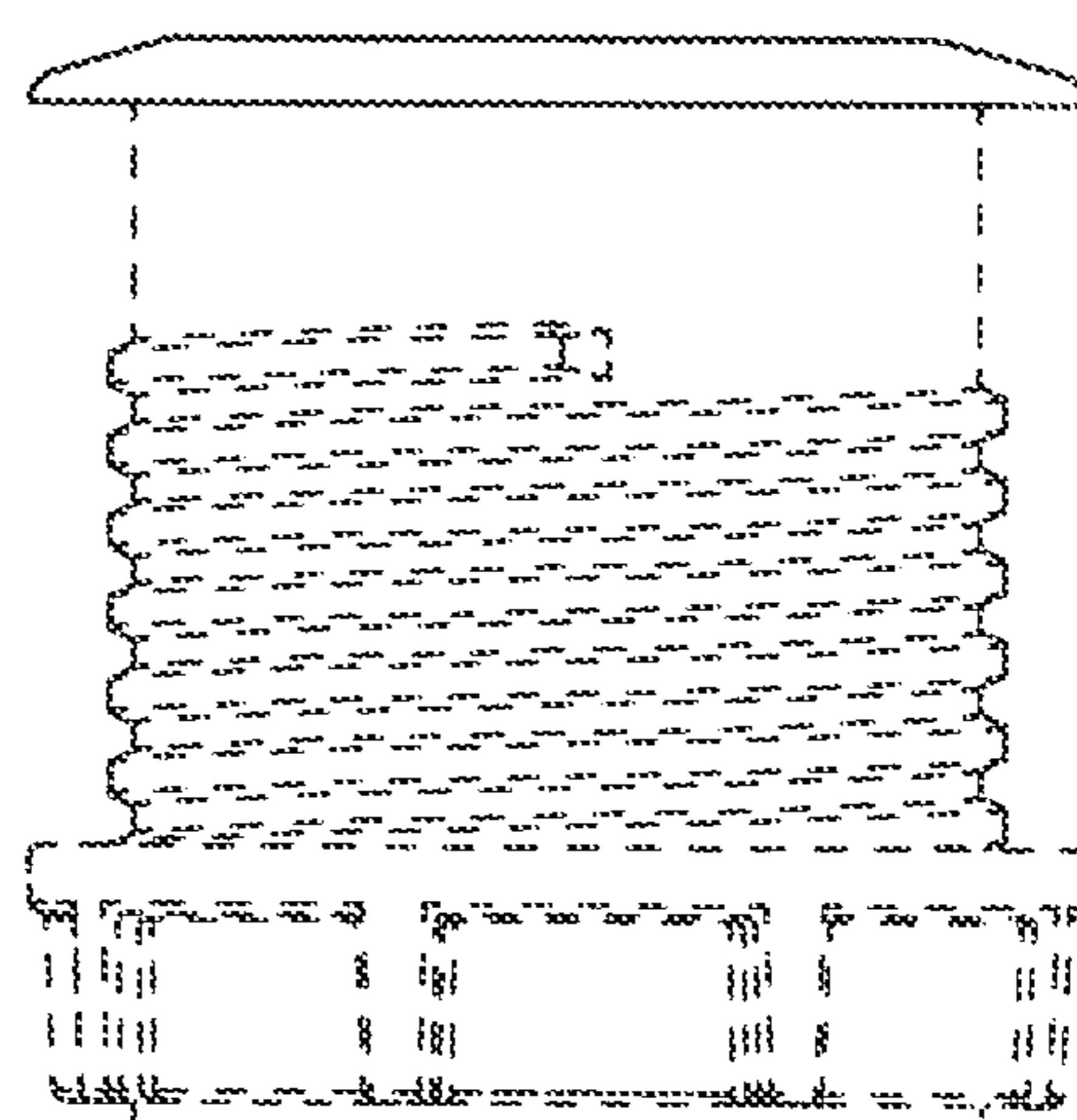


FIG. 8

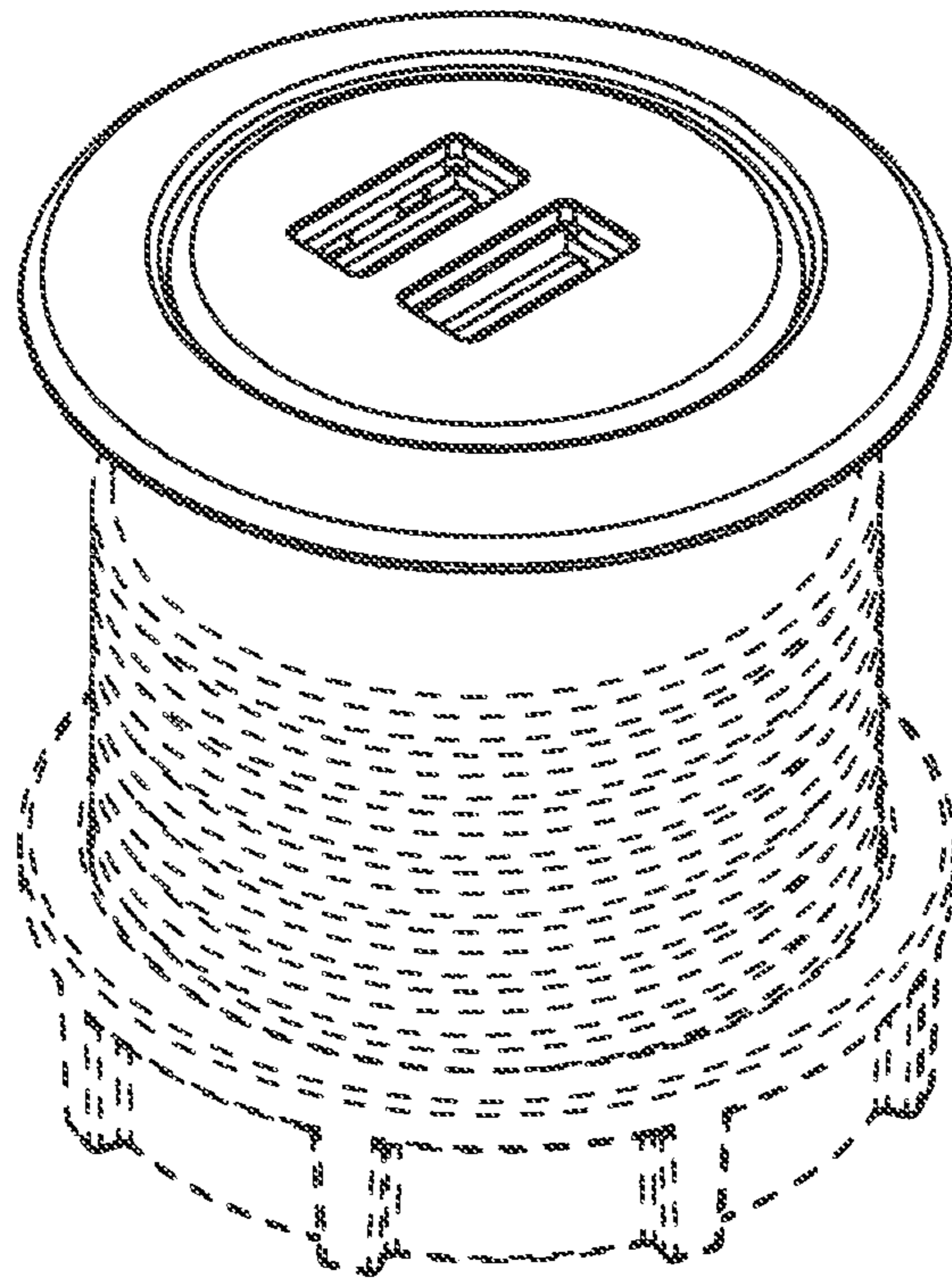


FIG. 9

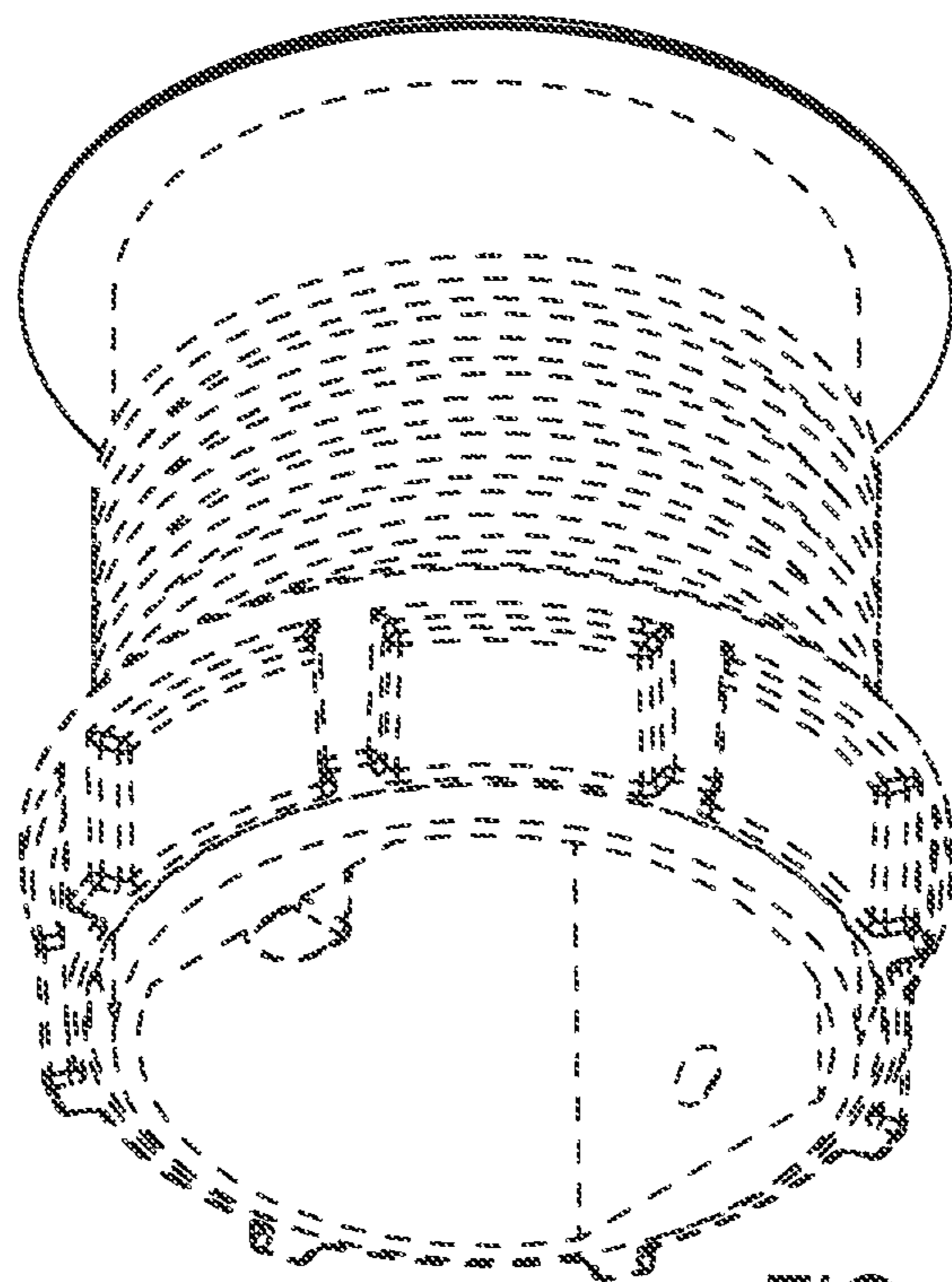


FIG. 10



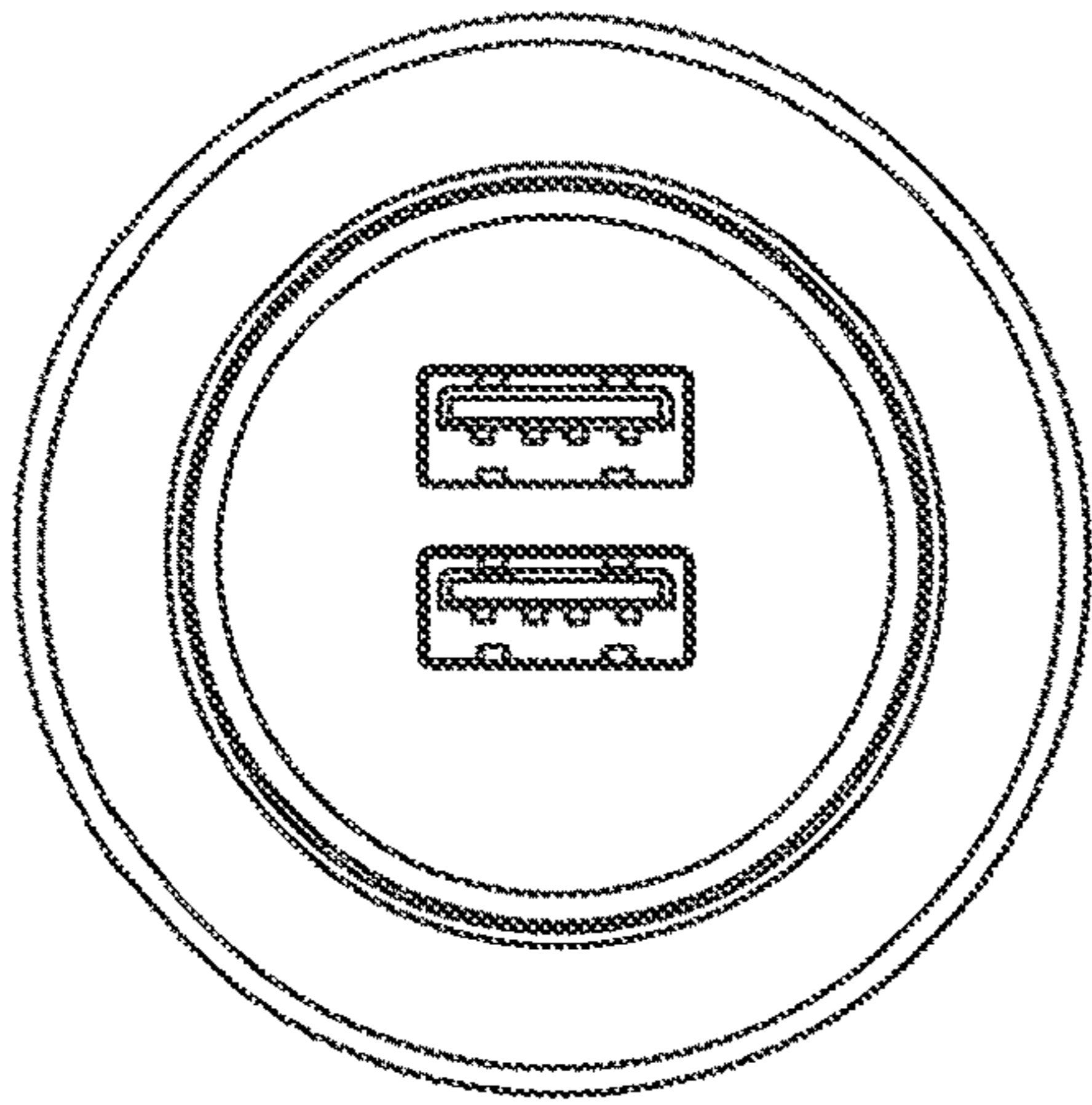


FIG. 11

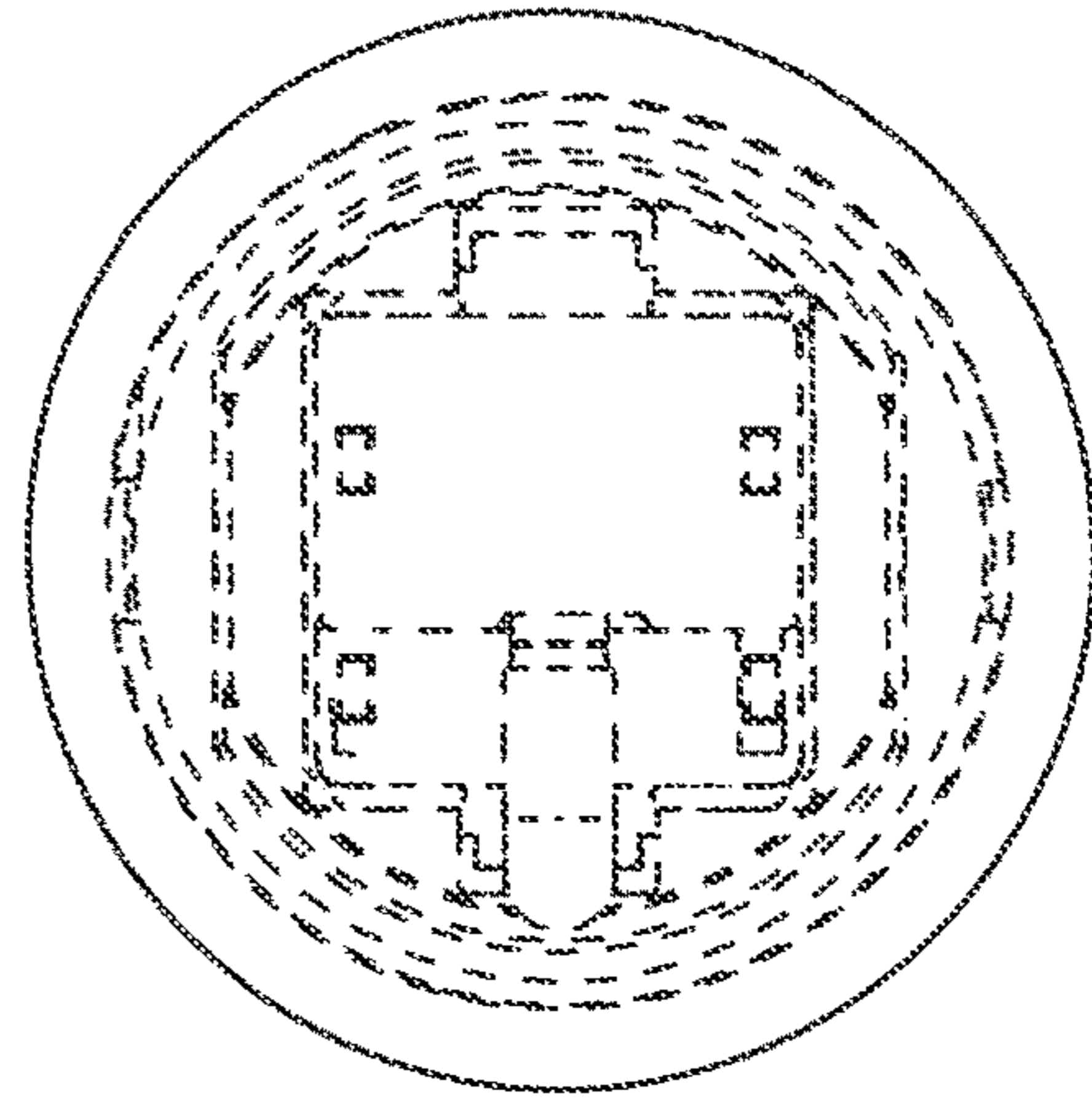


FIG. 12

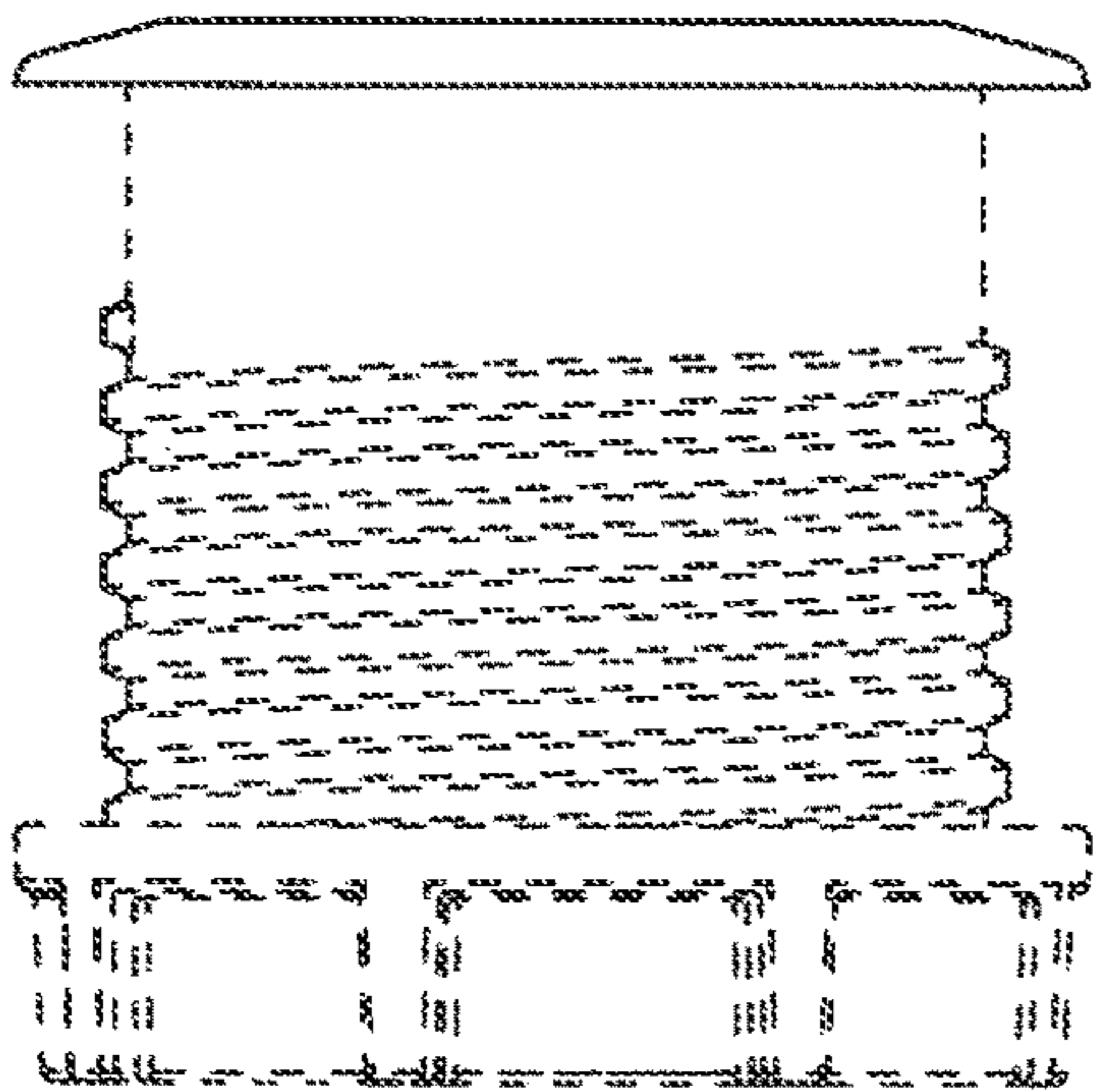


FIG. 13

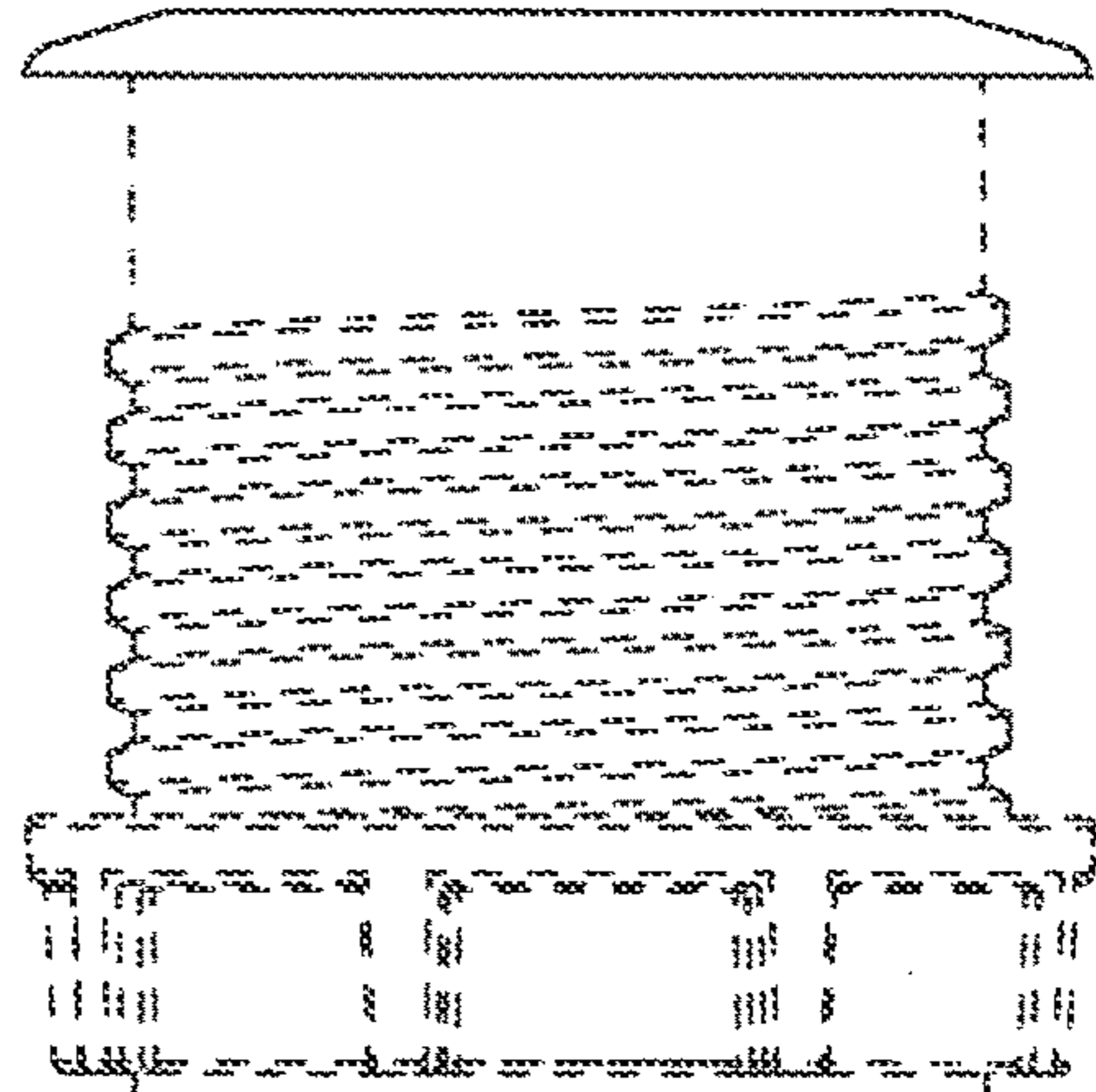


FIG. 14

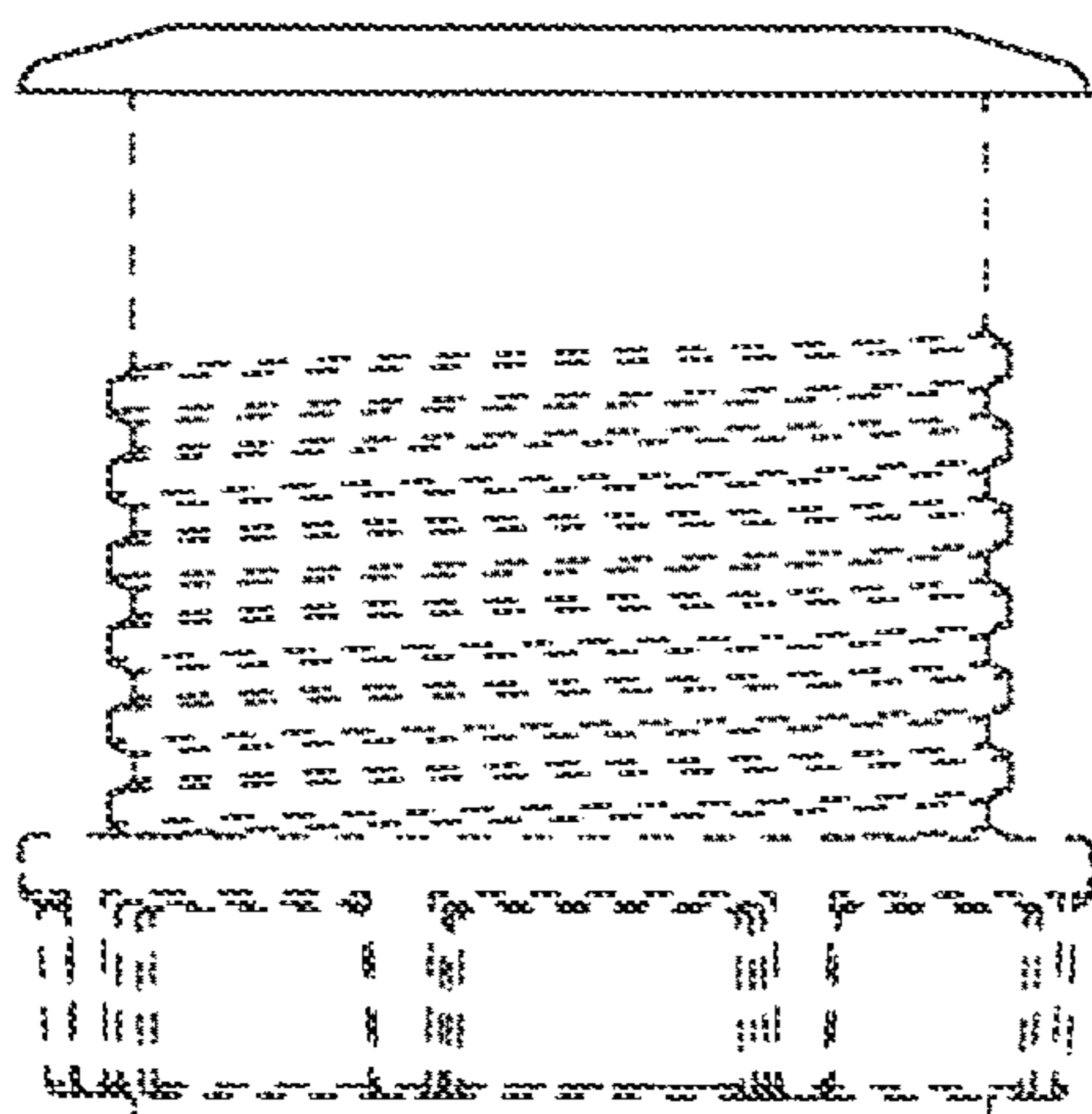


FIG. 15

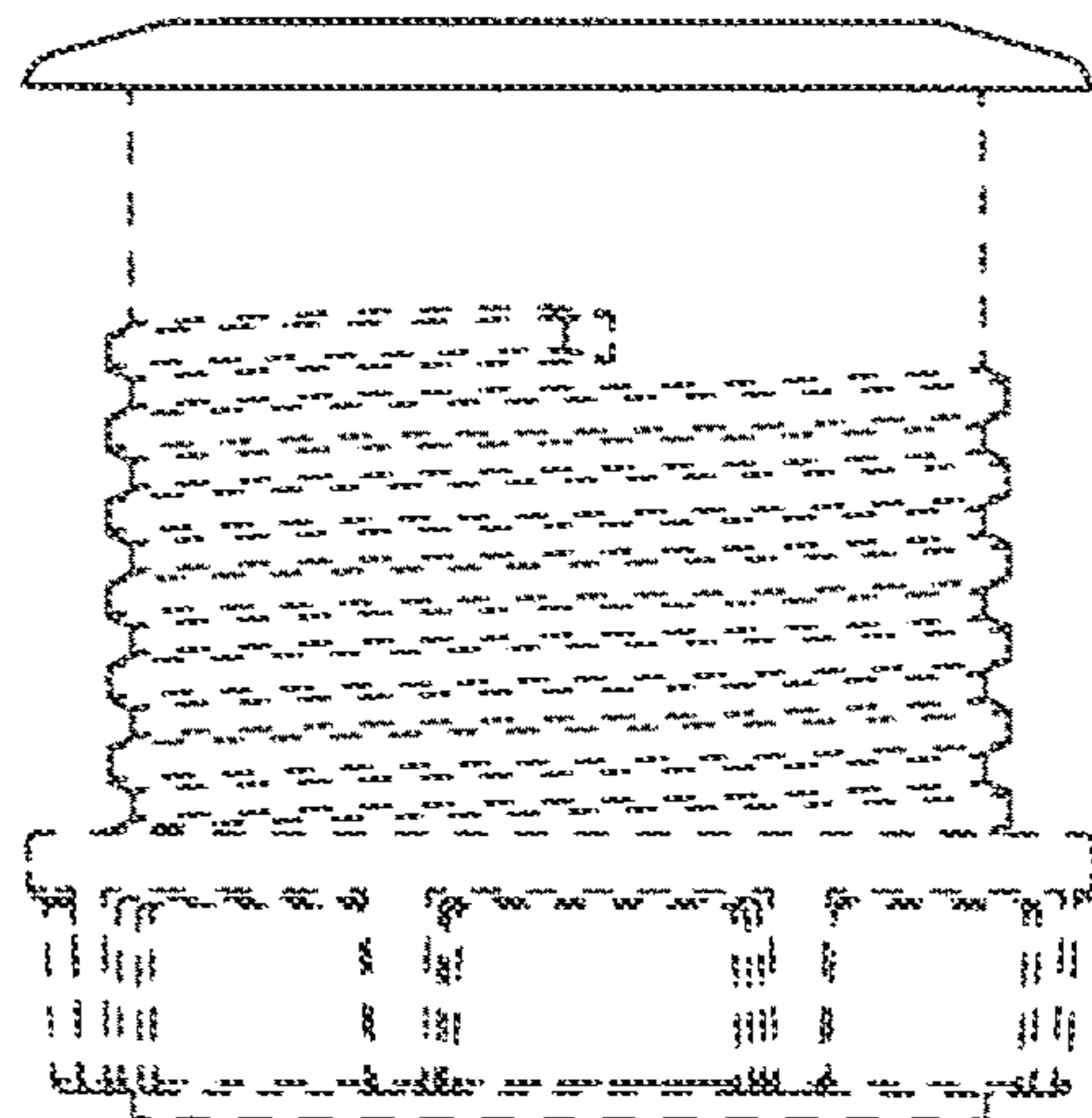


FIG. 16