



US00D807827S

(12) **United States Design Patent**  
**Lu**

(10) **Patent No.:** **US D807,827 S**  
(45) **Date of Patent:** **\*\* Jan. 16, 2018**

- (54) **USB WALL OUTLET WITH SOCKET**
- (71) Applicant: **Yiwu Keji Electronic Commerce Co., Ltd.**, Yiwu, Zhejiang Province (CN)
- (72) Inventor: **Haichuan Lu**, Shenzhen (CN)
- (73) Assignee: **Yiwu Keji Electronic Commerce Co.**, Yiwu (CN)
- (\*\*) Term: **15 Years**
- (21) Appl. No.: **29/553,805**
- (22) Filed: **Feb. 4, 2016**
- (51) **LOC (11) Cl.** ..... **13-03**
- (52) **U.S. Cl.**  
USPC ..... **D13/137.2**
- (58) **Field of Classification Search**  
USPC ..... D13/138.1–138.2, 133, 146, 147,  
D13/139.1–139.8, 110, 137.1–137.4;  
439/651, 104, 102, 137; 337/28, 34;  
335/2  
CPC .... H01R 31/06; H01R 29/00; H01R 13/6666;  
H01R 12/77; H01R 25/14; H01H 83/02  
See application file for complete search history.

D314,077 S *	1/1991	Judd	.....	D13/137.3
D315,718 S *	3/1991	Luu	.....	D13/137.3
D318,849 S *	8/1991	Luu	.....	D13/137.2
D324,029 S *	2/1992	Luu	.....	D13/137.2
D325,370 S *	4/1992	Belcher	.....	D13/137.3
5,183,406 A *	2/1993	Glen	.....	H01R 25/14 439/120
D350,936 S *	9/1994	Rossmann	.....	D13/137.2
D350,938 S *	9/1994	Rossmann	.....	D13/137.2
D357,460 S *	4/1995	Lovett	.....	D13/139.1
D361,315 S *	8/1995	Wedell	.....	D13/137.2
D363,058 S *	10/1995	Humphreys	.....	D13/137.3
D364,379 S *	11/1995	Pogue	.....	D13/137.2
D367,643 S *	3/1996	Vardell	.....	D13/139.7
D370,460 S *	6/1996	Boesel	.....	D13/137.2
D411,981 S *	7/1999	Jeon-Chapman	.....	D13/139.1
D432,989 S *	10/2000	Rossmann	.....	D13/137.2
6,386,921 B1 *	5/2002	Casari	.....	H01R 31/06 439/651
D492,253 S *	6/2004	Lee	.....	D13/137.2
D547,271 S *	7/2007	Ng	.....	D13/137.1
D559,783 S *	1/2008	Matzdorff	.....	D13/137.2

(Continued)

*Primary Examiner* — Rhea Shields  
(74) *Attorney, Agent, or Firm* — Schmeiser, Olsen & Watts LLP

(57) **CLAIM**

The ornamental design for a USB wall outlet with socket, as shown and described.

**DESCRIPTION**

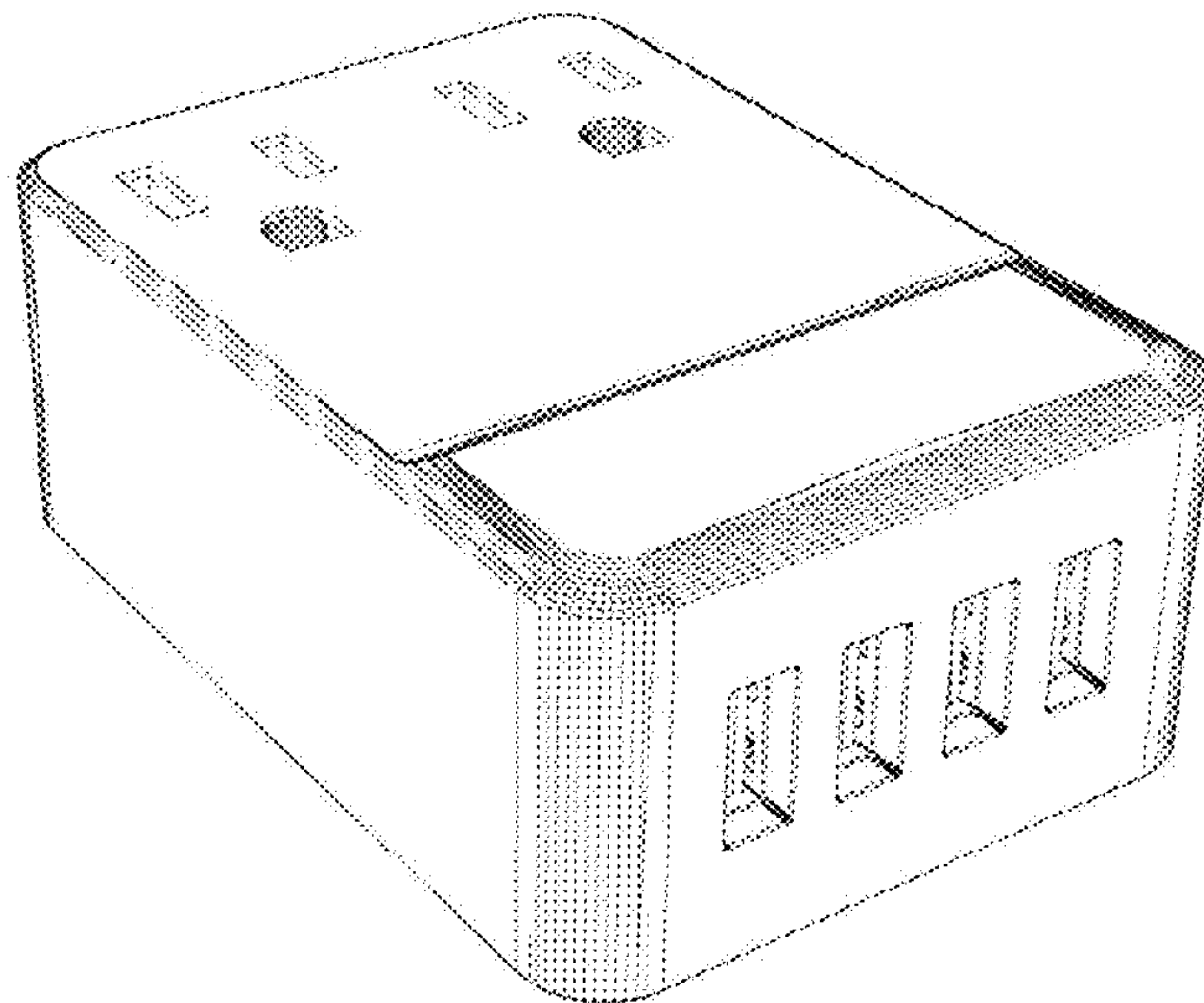
FIG. 1 is a Front elevational view of a USB wall outlet with socket showing my new design;  
FIG. 2 is a Rear elevational view thereof;  
FIG. 3 is a Right side view thereof;  
FIG. 4 is a Left side view thereof;  
FIG. 5 is a Top plan view thereof;  
FIG. 6 is a Bottom plan view thereof; and,  
FIG. 7 is a Perspective view thereof.

**1 Claim, 7 Drawing Sheets**

(56) **References Cited**

**U.S. PATENT DOCUMENTS**

4,071,872 A *	1/1978	Phillips, Jr.	.....	H01R 13/6666 337/28
4,079,344 A *	3/1978	Lauben	.....	H01H 83/02 335/2
4,191,985 A *	3/1980	Phillips, Jr.	.....	H01R 13/6666 337/34
4,463,998 A *	8/1984	Reavis	.....	H01R 12/77 439/137
D284,758 S *	7/1986	Maloney	.....	D13/137.3
D305,641 S *	1/1990	DeLuca	.....	D13/137.3
D312,615 S *	12/1990	Schwartz	.....	D13/137.2



(56)

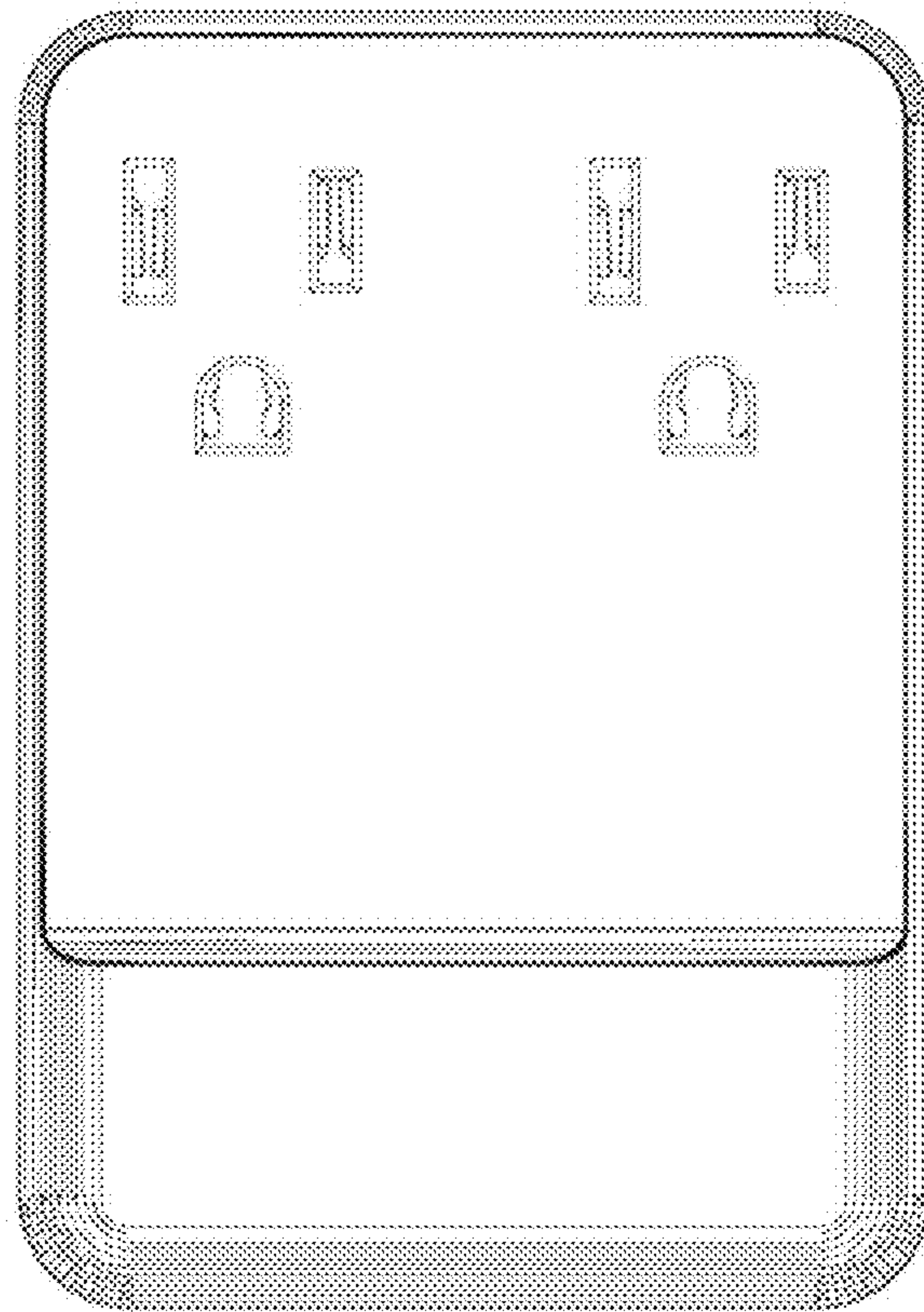
**References Cited**

U.S. PATENT DOCUMENTS

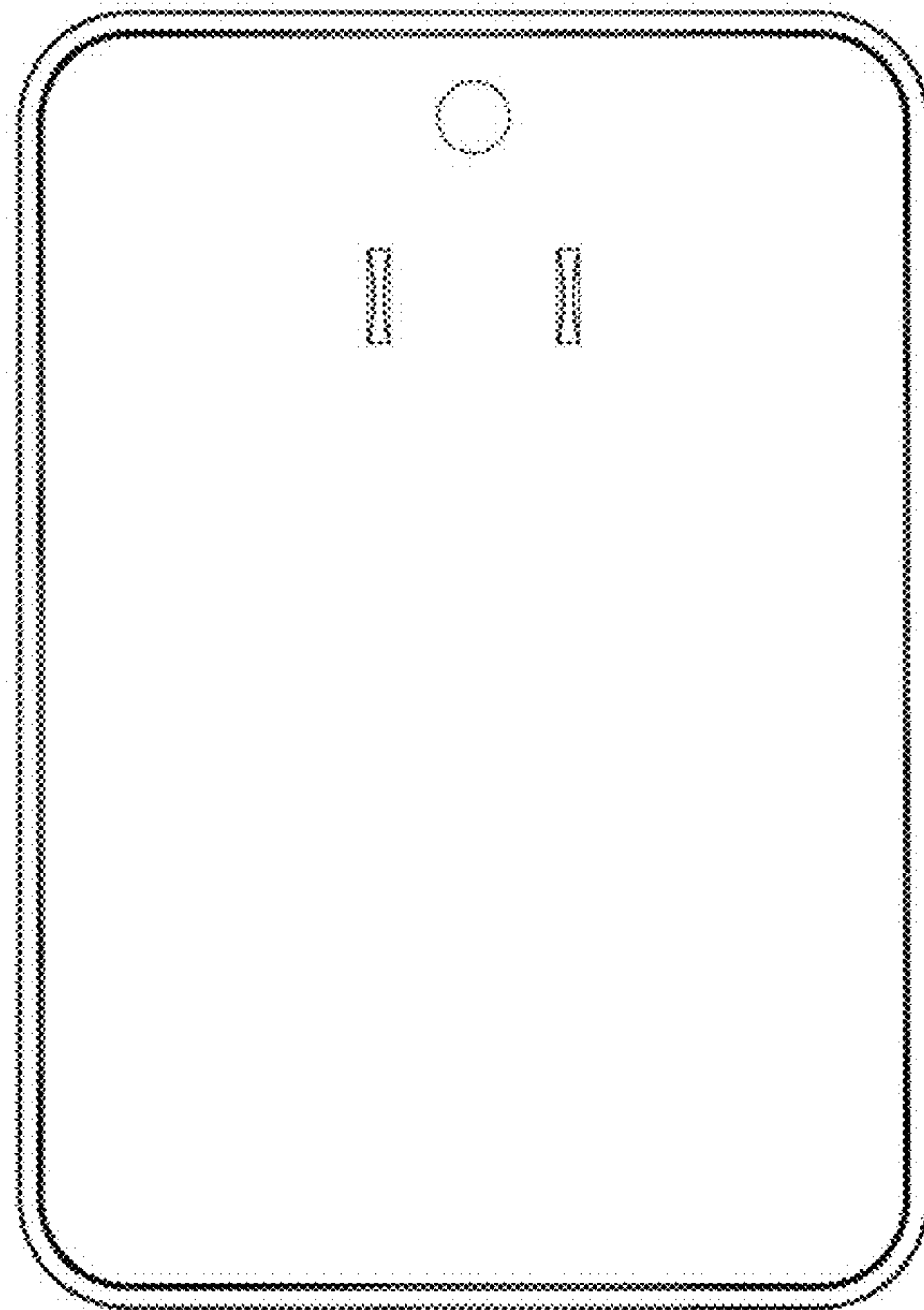
8,096,817 B2 *	1/2012	Lee	.....	H01R 29/00 439/104
D665,354 S *	8/2012	Chen	.....	D13/138.1
D700,140 S *	2/2014	Loya	.....	D13/110
D710,307 S *	8/2014	Ward	.....	D13/137.2
D733,054 S *	6/2015	Ward	.....	D13/137.3

\* cited by examiner

**Fig 1**



**Fig 2**



**Fig 3**

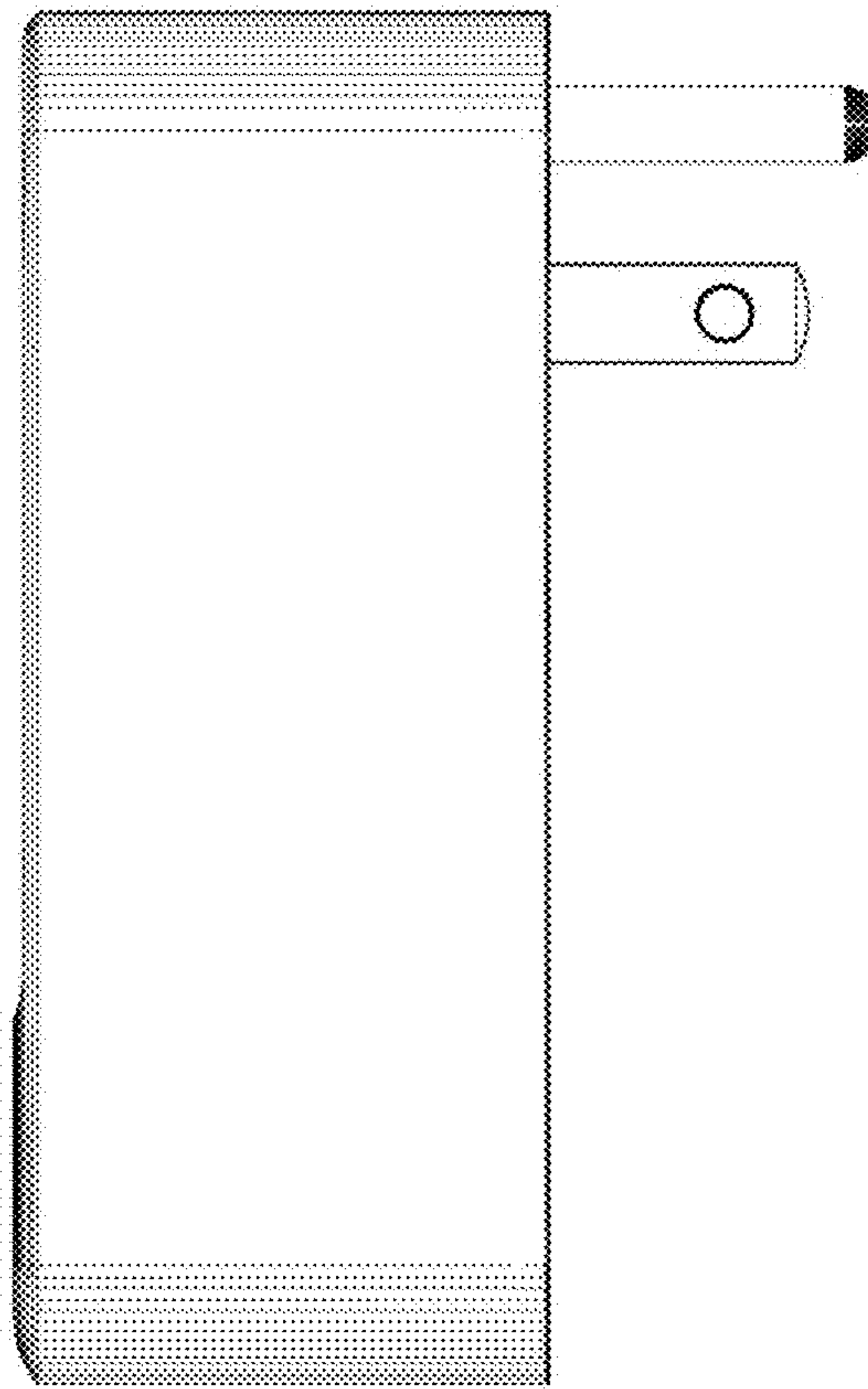
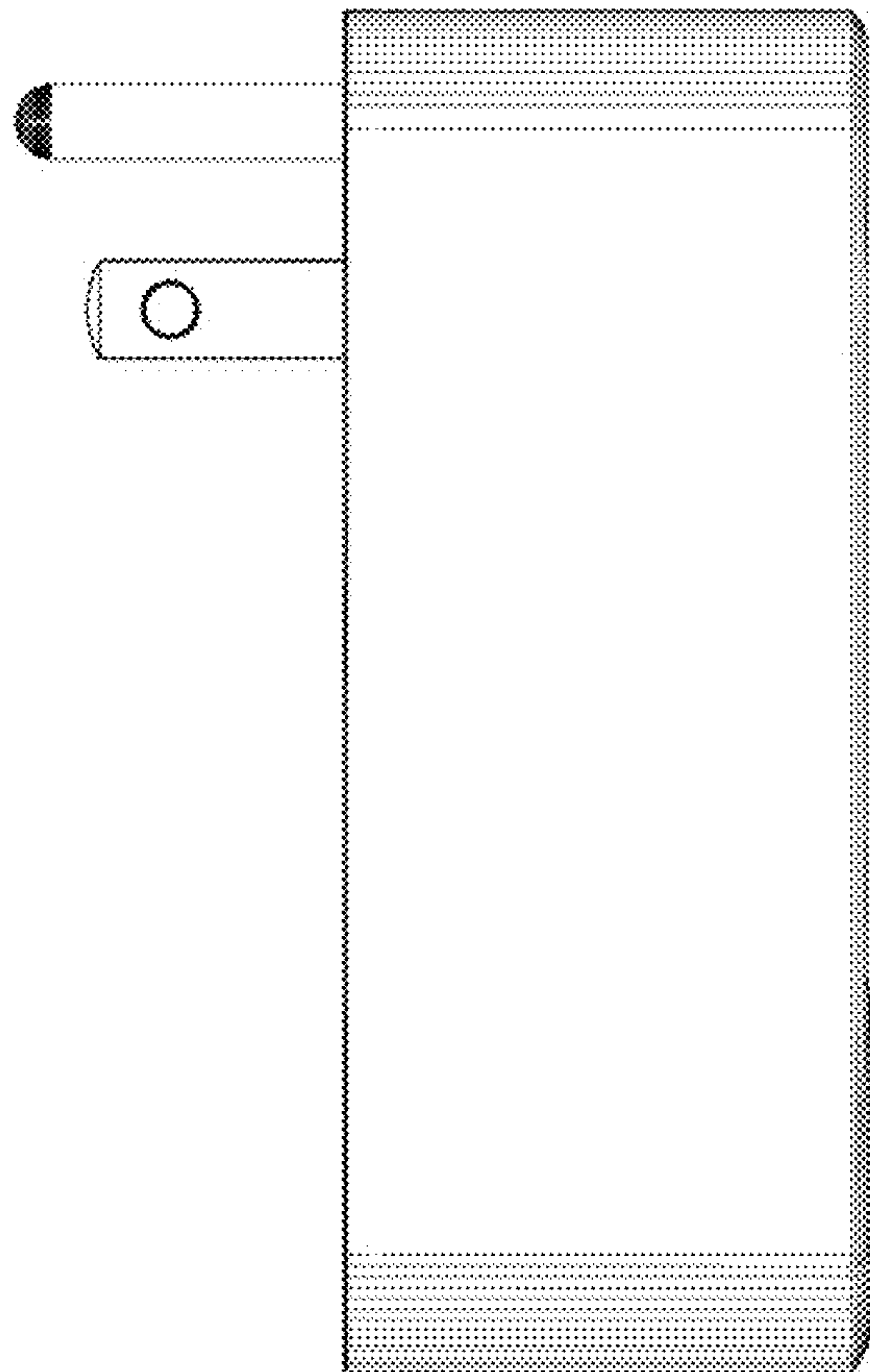
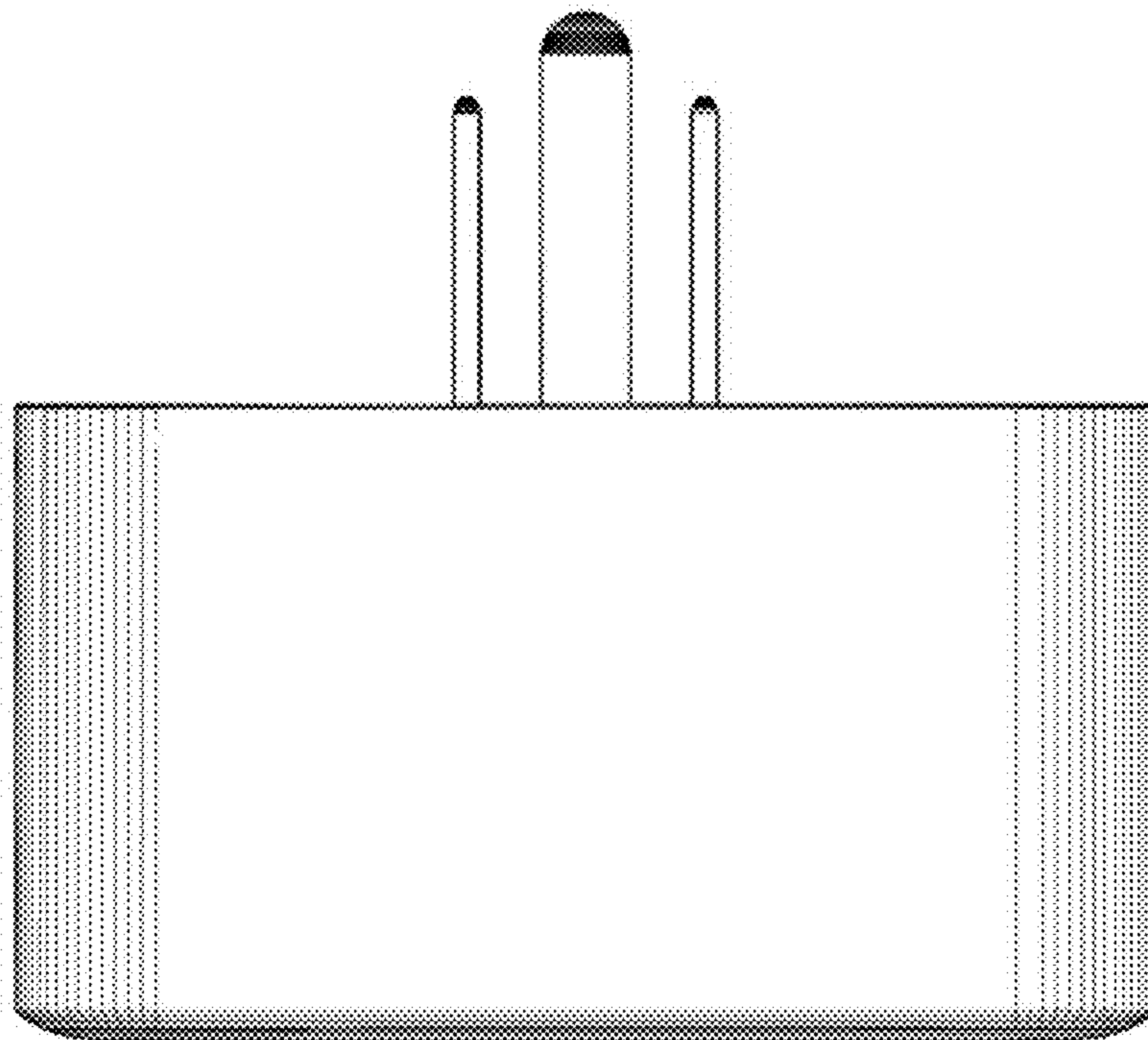


Fig 4





**Fig 5**



**Fig 6**

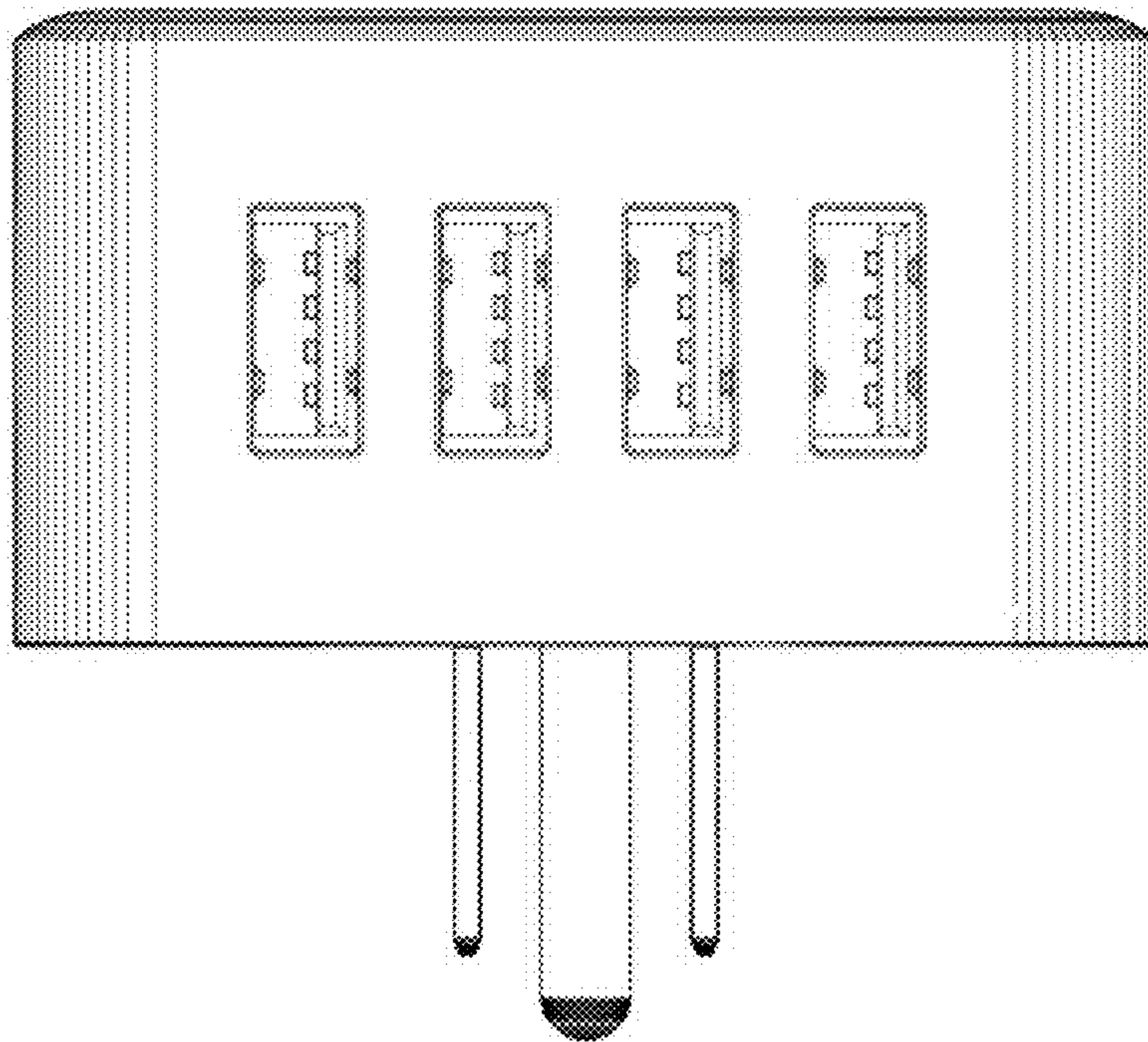




Fig 7

