



US00D807820S

(12) **United States Design Patent**  
**Nazar**

(10) **Patent No.:** **US D807,820 S**  
(45) **Date of Patent:** **\*\* Jan. 16, 2018**

(54) **CHARGER**

(71) Applicant: **Hypercel Corporation**, Valencia, CA (US)

(72) Inventor: **David Nazar**, Valencia, CA (US)

(73) Assignee: **Hypercel Corporation**

(\*\*) Term: **15 Years**

(21) Appl. No.: **29/541,813**

(22) Filed: **Oct. 8, 2015**

(51) **LOC (11) Cl.** ..... **13-02**

(52) **U.S. Cl.**  
USPC ..... **D13/108**; D13/144

(58) **Field of Classification Search**  
USPC ..... D13/102-110, 118-119, 184, 199, 133, D13/144; D14/356, 432, 155  
CPC ..... Y02E 60/10; Y02E 60/12; Y02E 60/122; Y02E 60/124; Y02E 60/50; H01M 2/02; H01M 2/022; H01M 2/0202; H01M 2/0207; H01M 2/0212; H01M 2/1061; H01M 2/1022; H01M 2/1055; H01M 2/1066; H01M 2/105; H01M 2/20; H01M 2/202; H01M 2/204; H01M 2/206; H01M 2200/30; H01M 2250/30; H01M 2250/40; H01M 10/44; H01M 10/46; H01M 10/465; H01M 10/482; H02J 7/00; H02J 7/0003; H02J 7/0011; H02J 7/0013; H02J 7/0054; H02J 7/0055; H02J 7/0057; H02J 2007/0062; H01R 13/70; H01R 13/71; H01R 13/66; H01R 2201/26; H05K 11/02  
See application file for complete search history.

(56) **References Cited**

U.S. PATENT DOCUMENTS

D403,663 S \* 1/1999 Jones ..... D13/107  
D409,568 S 5/1999 Lindahl  
D481,355 S 10/2003 Lee  
D492,249 S \* 6/2004 Suomalainen ..... D13/108

D534,898 S \* 1/2007 Rashid ..... D14/216  
D545,274 S \* 6/2007 Dong ..... D13/110  
D545,761 S 7/2007 Goradesky  
D554,585 S 11/2007 Nazar  
D563,873 S 3/2008 Chen  
D569,340 S 5/2008 Goradesky  
D608,284 S 1/2010 Lin  
D609,644 S 2/2010 Lin  
D614,136 S 4/2010 Chyan  
D614,137 S \* 4/2010 Son ..... D13/108  
D615,043 S 5/2010 Tang

(Continued)

OTHER PUBLICATIONS

Naztech Turbo T3 Charger, amazon.com, review posted on Oct. 22, 2015, retrieved on Feb. 4, 2017, retrieved from the Internet: URL<<https://www.amazon.com/Naztech-Vehicle-Charger-Samsung-Galaxy/dp/B00ZAW2FXS>>.\*

*Primary Examiner* — Rosemary K Tarcza  
*Assistant Examiner* — Alison M Ofstun  
(74) *Attorney, Agent, or Firm* — Belles, Katz, LLC

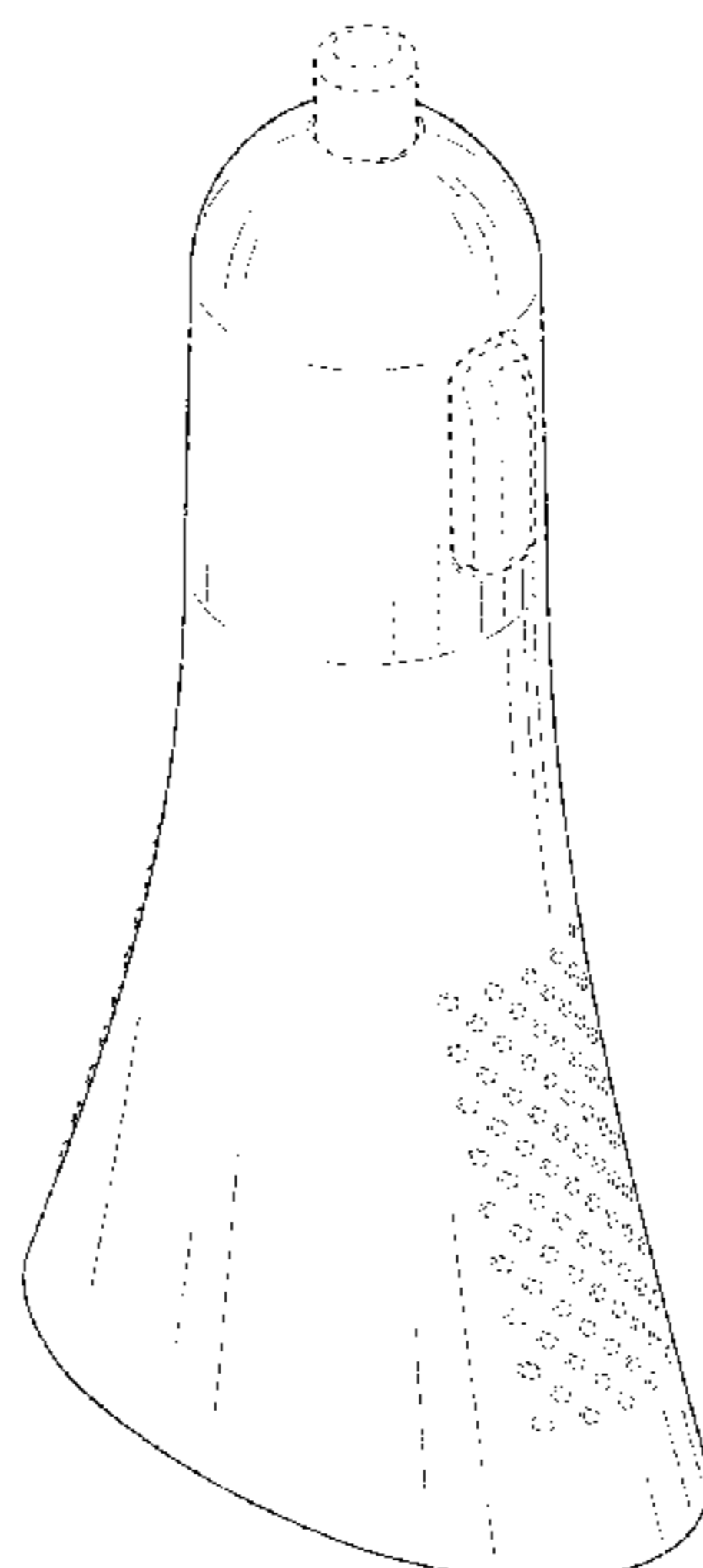
(57) **CLAIM**

I claim the ornamental design for a charger, as shown and described.

**DESCRIPTION**

FIG. 1 is a front top perspective view of a charger, showing my new design;  
FIG. 2 is a rear bottom perspective view of the charger of FIG. 1;  
FIG. 3 is a front view of the charger of FIG. 1;  
FIG. 4 is a rear view of the charger of FIG. 1;  
FIG. 5 is a left-side view of the charger of FIG. 1;  
FIG. 6 is a right-side view of the charger of FIG. 1;  
FIG. 7 is a top view of the charger of FIG. 1; and,  
FIG. 8 is a bottom view of the charger of FIG. 1.  
The broken lines shown in the drawings are for the purpose of illustrating portions of the article which form no part of the claimed design.

**1 Claim, 6 Drawing Sheets**



(56)

References Cited

U.S. PATENT DOCUMENTS

D617,278	S	6/2010	Tang	
D620,441	S	7/2010	Hou	
D621,783	S	9/2010	Riede	
D625,266	S	10/2010	Bau	
D625,690	S *	10/2010	Chan .....	D13/144
D626,507	S	11/2010	Riede	
D628,149	S	11/2010	Wu	
D628,152	S	11/2010	Fujii	
D631,837	S *	2/2011	Smith .....	D13/108
D638,791	S	5/2011	Lu	
D638,798	S *	5/2011	De La Rosa .....	D13/144
D641,695	S	7/2011	Wegener	
D644,990	S	9/2011	Tseng	
D652,384	S *	1/2012	Lee .....	D13/144
D653,619	S	2/2012	Tien	
D656,898	S	4/2012	Webb	
D656,899	S	4/2012	Webb	
D671,497	S	11/2012	Smith	
D672,313	S	12/2012	Smith	
D673,504	S *	1/2013	Esses .....	D13/144
D675,988	S	2/2013	Levy	
D676,381	S	2/2013	McSweyn	
D677,631	S	3/2013	McSweyn	
D678,206	S	3/2013	McSweyn	
D678,207	S	3/2013	McSweyn	
D678,208	S	3/2013	McSweyn	
D684,930	S	6/2013	Wang	
D691,954	S *	10/2013	Lee .....	D13/144
D691,955	S *	10/2013	Lee .....	D13/144
D692,386	S *	10/2013	Esses .....	D13/110
D692,832	S *	11/2013	Esses .....	D13/110
D711,830	S *	8/2014	Liu .....	D13/144
D743,885	S *	11/2015	Nazar .....	D13/108
2014/0269649	A1 *	9/2014	Lockerbie .....	H02J 7/0045 370/338

\* cited by examiner

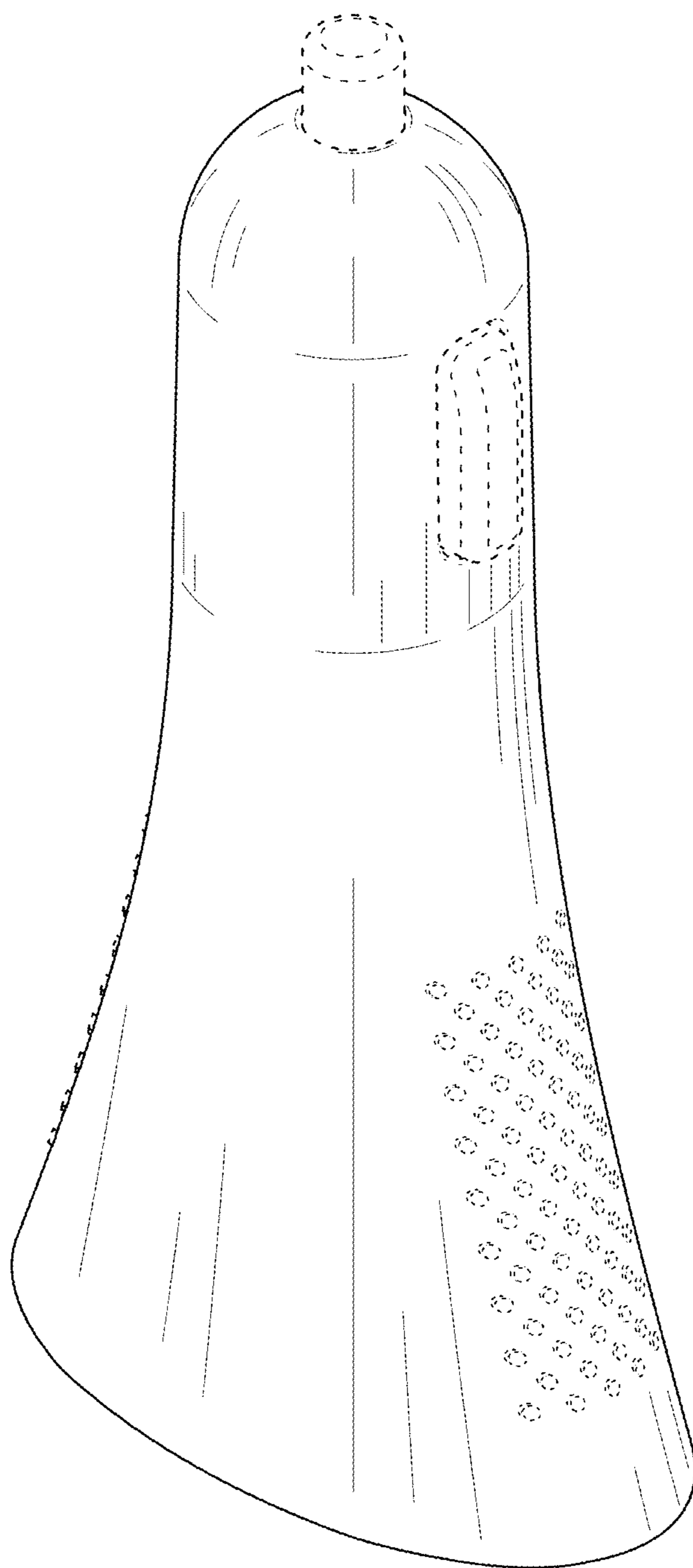


FIG. 1

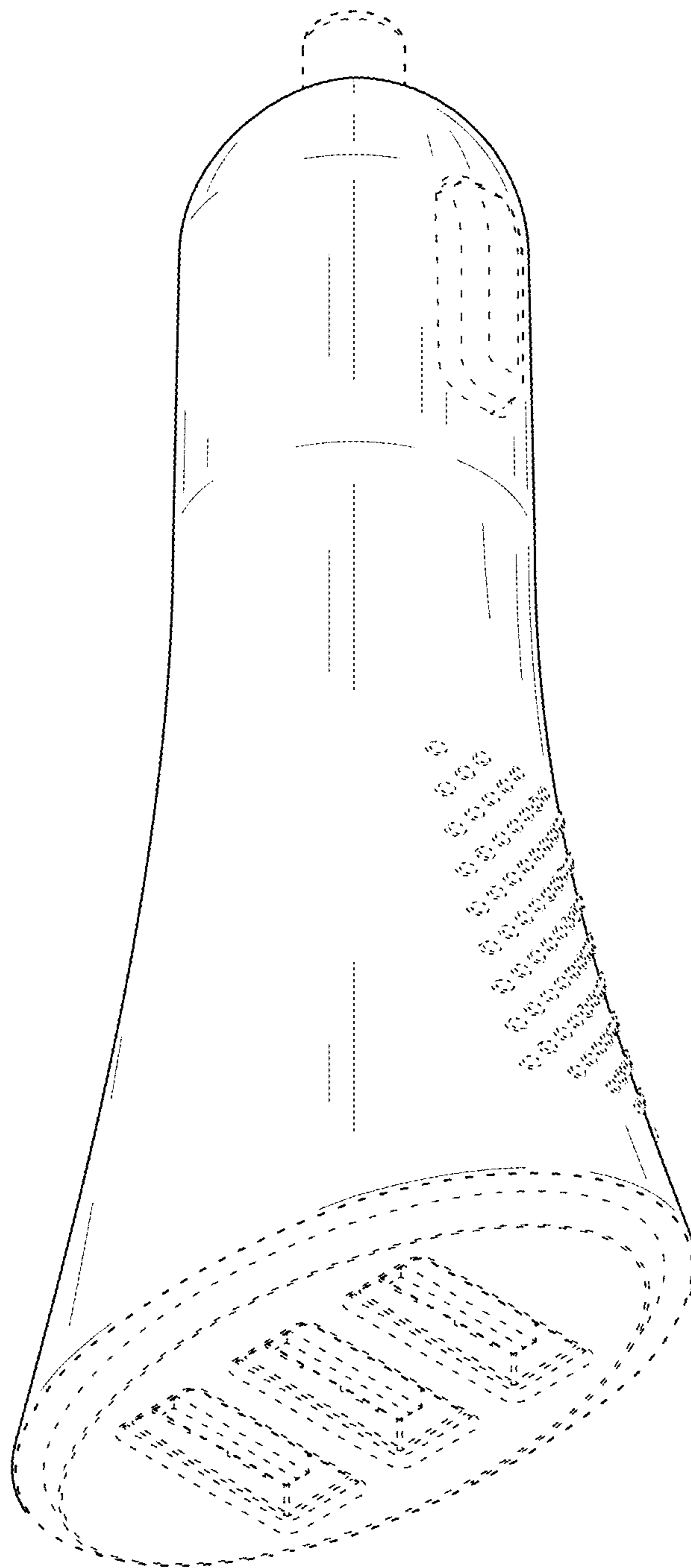


FIG. 2

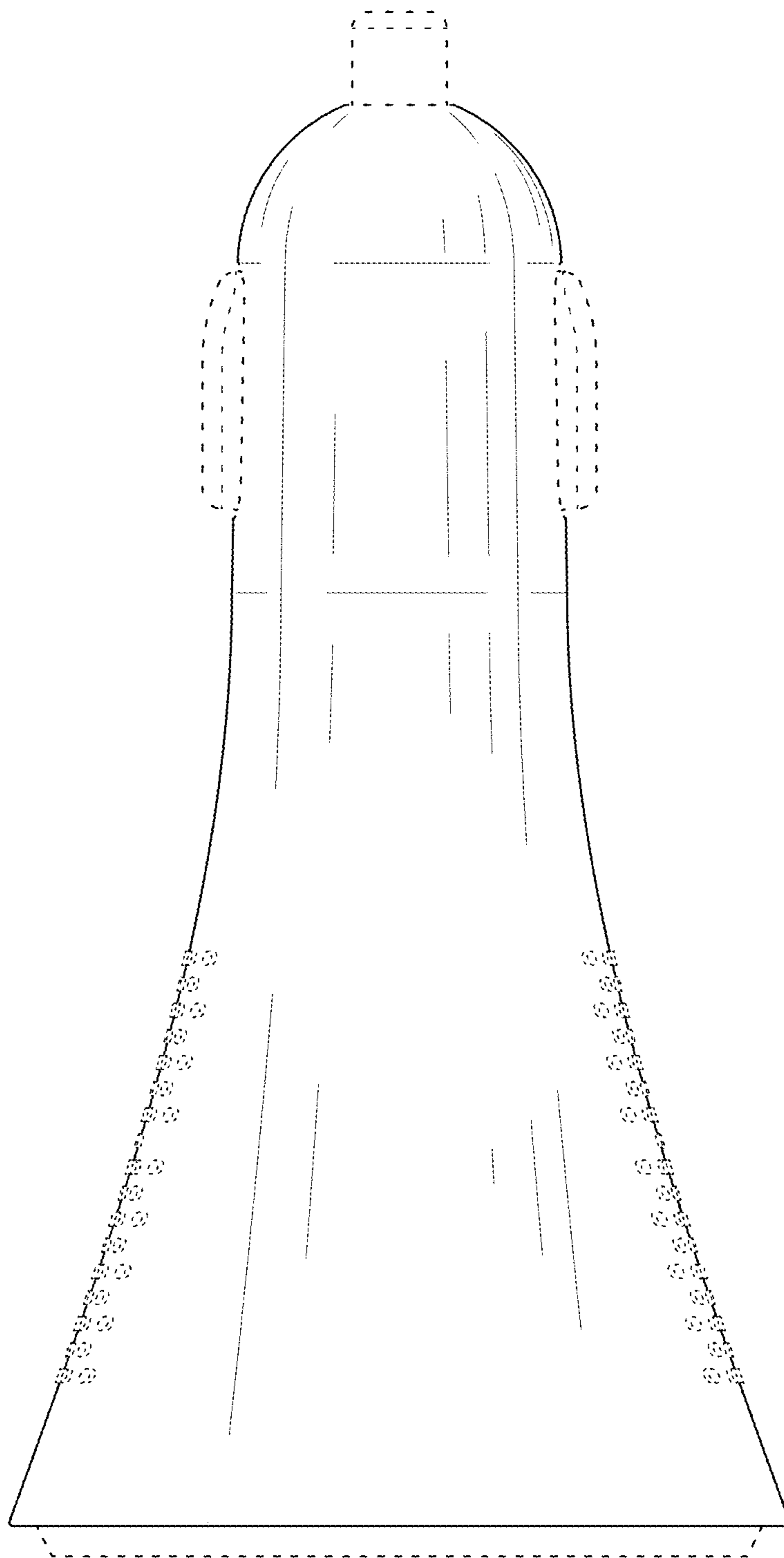


FIG. 3

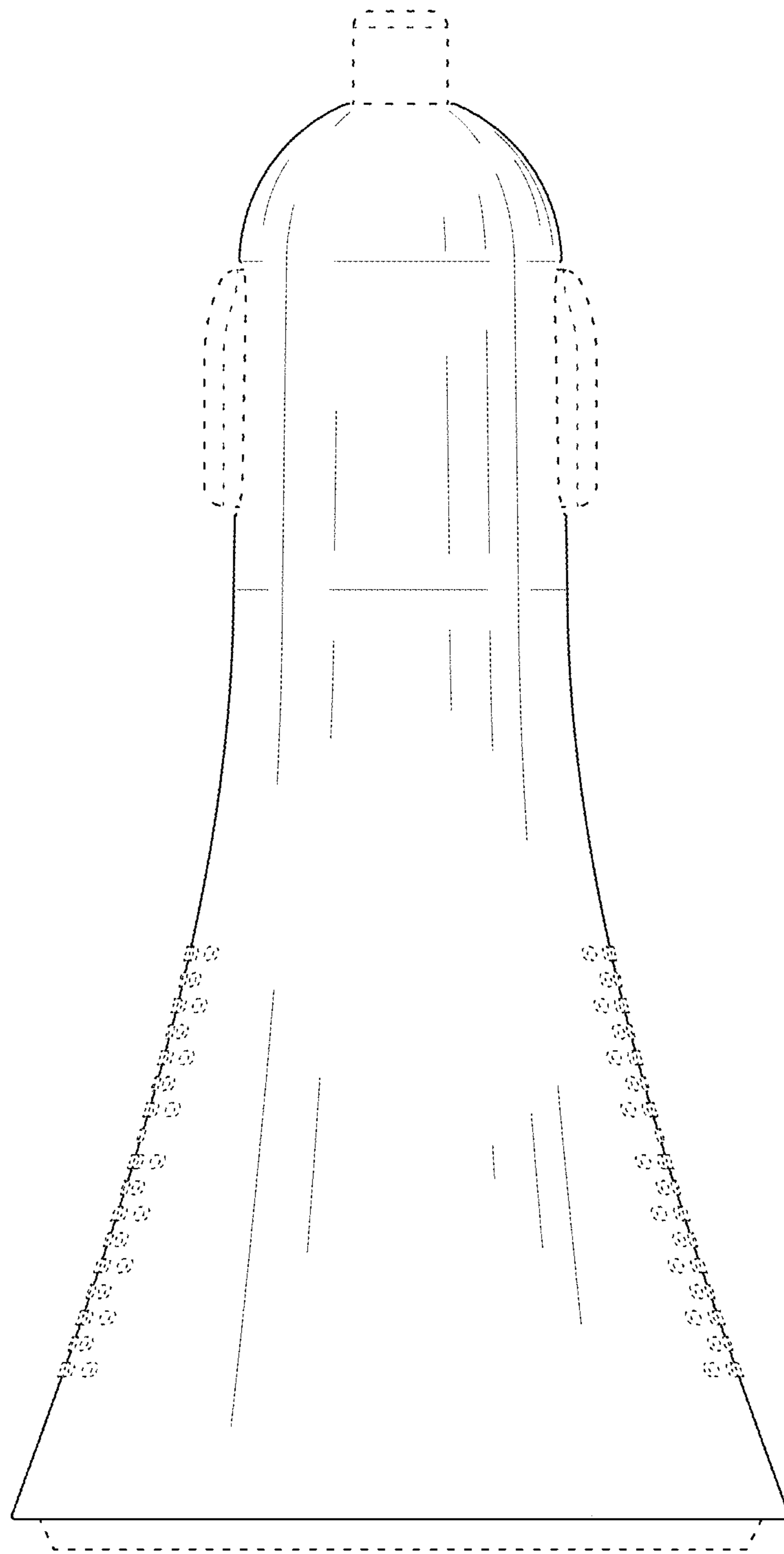


FIG. 4

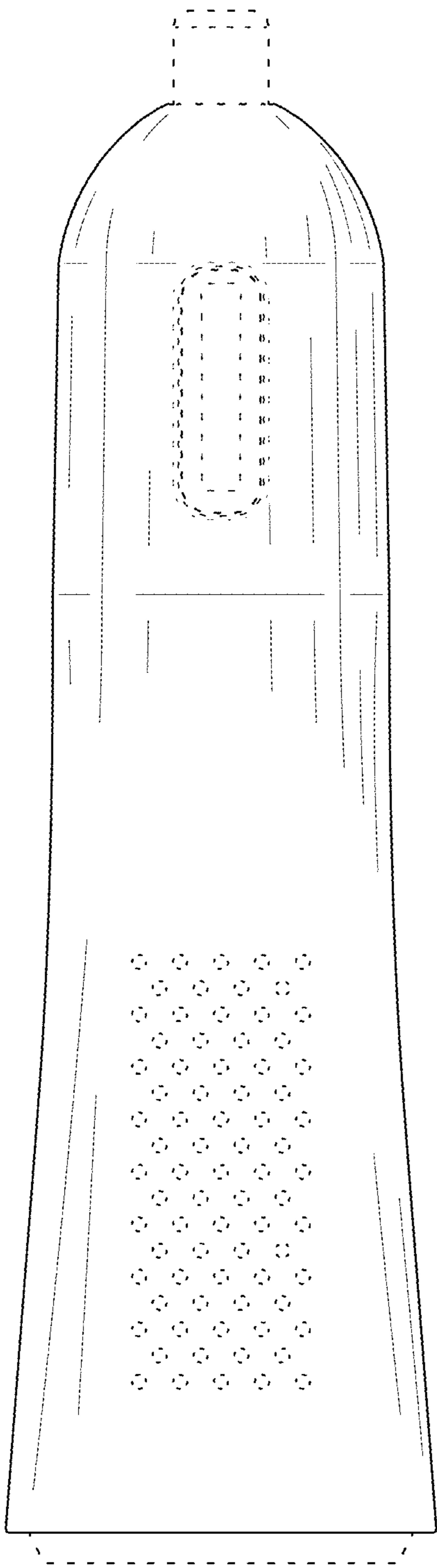


FIG. 5

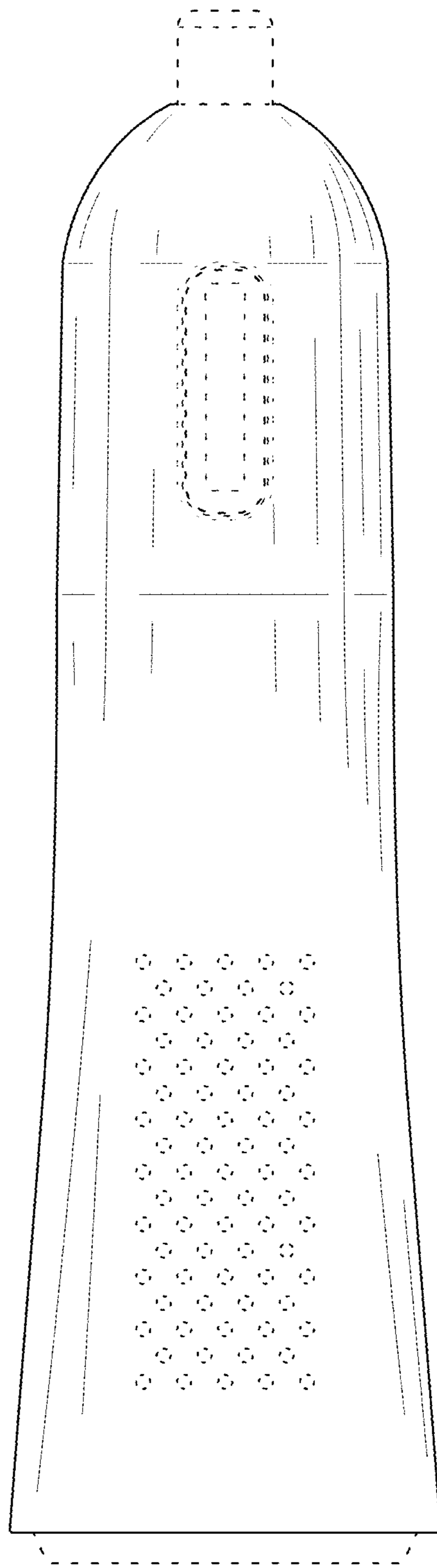


FIG. 6

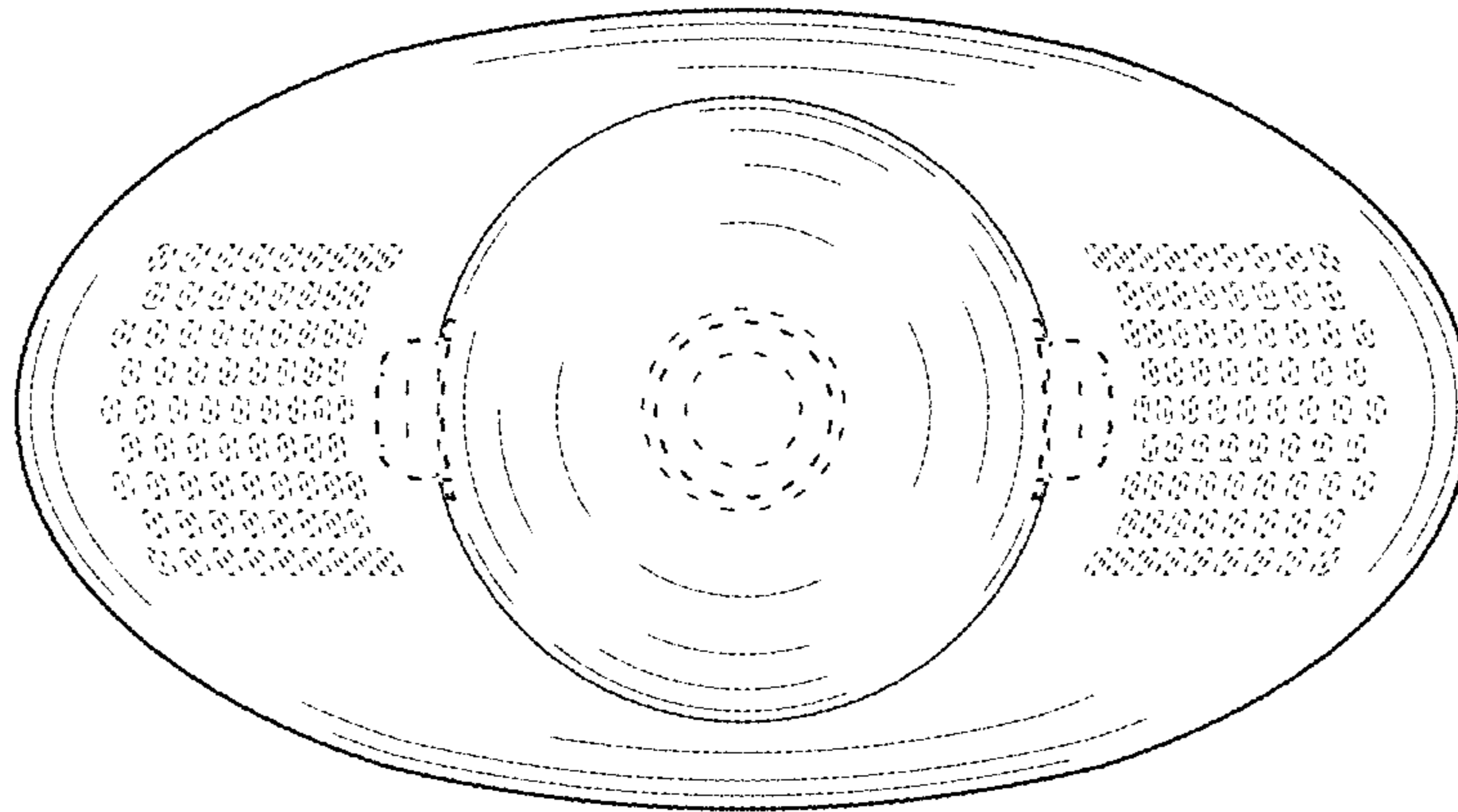


FIG. 7

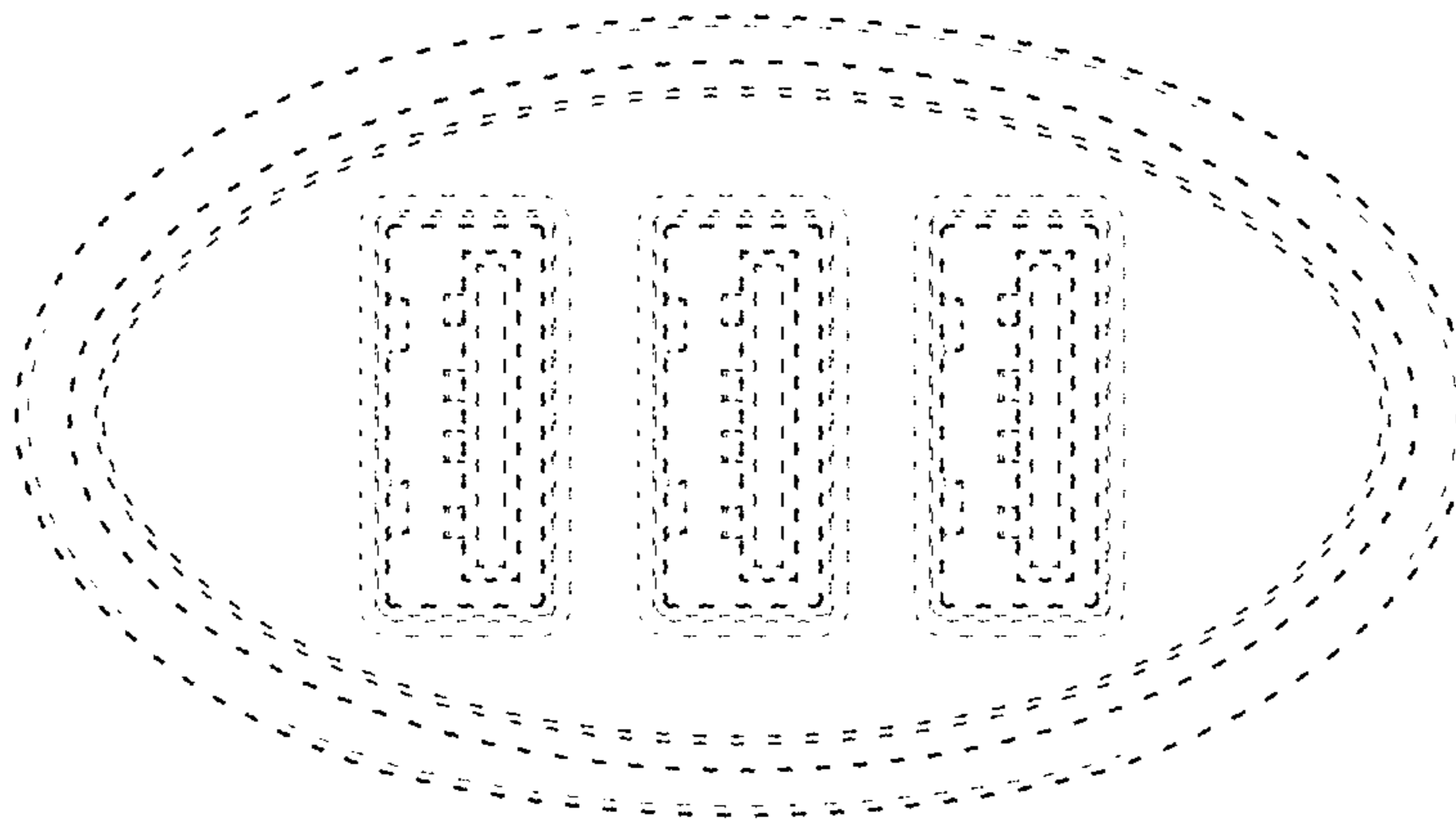


FIG. 8