



US00D807817S

(12) **United States Design Patent** (10) **Patent No.:** **US D807,817 S**
Walker (45) **Date of Patent:** **** *Jan. 16, 2018**

(54) **BATTERY**

(71) Applicant: **Deben Group Industries Limited**,
Melton, Woodbridge (GB)

(72) Inventor: **Stephen Andrew Walker**, Ipswich
(GB)

(73) Assignee: **Deben Group Industries Limited** (GB)

(*) Notice: This patent is subject to a terminal disclaimer.

(**) Term: **15 Years**

(21) Appl. No.: **29/559,998**

(22) Filed: **Apr. 1, 2016**

Related U.S. Application Data

(63) Continuation-in-part of application No. 29/518,577,
filed on Feb. 25, 2015, now abandoned.

(30) **Foreign Application Priority Data**

Sep. 3, 2014 (EM) 002530675-0005

(51) **LOC (11) Cl.** **13-02**

(52) **U.S. Cl.**
USPC **D13/103**

(58) **Field of Classification Search**

USPC D13/102-110, 118-119, 184, 199;
D14/356, 432, 251, 253, 434;
320/107-115, 135, 138, 140, 103-105
CPC Y02E 60/12; Y02E 60/122; Y02E 60/124;
Y02E 60/50; H01M 2/02; H01M 2/022;
H01M 2/0202; H01M 2/0207; H01M
2/0212; H01M 2/1061; H01M 2/1022;
H01M 2/1055; H01M 2/1066; H01M
2/105; H01M 2/204; H01M 2/20; H01M
2/202; H01M 2/206; H01M 10/4257;
H01M 10/0436; H01M 10/48; H01M
10/44; H01M 10/46; H01M 10/465;
H01M 10/482; H01M 2200/30; H01M

2250/30; H01M 2250/40; H02J 7/00;
H02J 7/0003; H02J 7/0011; H02J 7/0013;
H02J 7/0054; H02J 7/0055; H02J 7/0057;
H02J 2007/0062

See application file for complete search history.

(56) **References Cited**

U.S. PATENT DOCUMENTS

D412,153	S	*	7/1999	Chen	D13/103
D432,078	S	*	10/2000	Chen	D13/103
D692,373	S	*	10/2013	Touhy	D13/103
D695,681	S	*	12/2013	Nam	D13/103
D744,948	S	*	12/2015	Pronk	D13/110
D758,302	S	*	6/2016	Walker	D13/103
D758,303	S	*	6/2016	Walker	D13/103
D760,646	S	*	7/2016	Walker	D13/103
D762,165	S	*	7/2016	Rowe	D13/103
D765,025	S	*	8/2016	Lebel	D13/103
D765,598	S	*	9/2016	Dai	D13/119
D768,070	S	*	10/2016	Kim	D13/103
D768,072	S	*	10/2016	Kim	D13/103

(Continued)

Primary Examiner — Eric L Goodman

Assistant Examiner — Sanjeev Paul

(74) *Attorney, Agent, or Firm* — Hayes Soloway PC


(57) **CLAIM**

I claim the ornamental design for a battery, as shown and described.

DESCRIPTION

FIG. 1 is a perspective view of a battery showing the new design;
FIG. 2 is a front view of a battery thereof;
FIG. 3 is a back view of a battery thereof;
FIG. 4 is a left side view of a battery thereof;
FIG. 5 is a right side view of a battery thereof;
FIG. 6 is a top plan view of a battery thereof; and,
FIG. 7 is a bottom view of a battery thereof.

1 Claim, 7 Drawing Sheets



(56)

References Cited

U.S. PATENT DOCUMENTS

D768,073	S	*	10/2016	Kim	D13/103
D771,561	S	*	11/2016	Walker	D13/103
D772,808	S	*	11/2016	Walker	D13/103
D772,809	S	*	11/2016	Walker	D13/103
D776,051	S	*	1/2017	Wang	D13/103
D782,972	S	*	4/2017	Laurino	D13/103
D784,920	S	*	4/2017	Walker	D13/103
D785,567	S	*	5/2017	Abena	D13/119

* cited by examiner



FIG. 1




FIG. 2




FIG. 3




FIG. 4



FIG. 5




FIG. 6




FIG. 7