



US00D807812S

(12) **United States Design Patent** (10) **Patent No.:** **US D807,812 S**
Sobolak et al. (45) **Date of Patent:** **** Jan. 16, 2018**

(54) **TIRE TREAD**

(71) Applicants: **COMPAGNIE GENERALE DES
ETABLISSEMENTS MICHELIN,**
Clermont-Ferrand (FR); **Michelin
Recherche et Technique S.A.,**
Granges-Paccot (CH)

(72) Inventors: **Ludovic Sobolak,** Clermont-Ferrand
(FR); **Sylvain Bourgeade,**
Clermont-Ferrand (FR)

(73) Assignees: **Compagnie Generale Des
Etablissements Michelin (FR);
Michelin Recherche Et Technique
S.A. (CH)**

(**) Term: **15 Years**

(21) Appl. No.: **29/584,907**

(22) Filed: **Nov. 18, 2016**

(30) **Foreign Application Priority Data**

May 18, 2016 (FR) 2016-2617

(51) **LOC (11) Cl.** **12-15**

(52) **U.S. Cl.**
USPC **D12/574; D12/579**

(58) **Field of Classification Search**
USPC D12/574, 579, 587, 594, 595, 600, 601
CPC . B60C 11/03; B60C 11/0306; B60C 11/0309;
B60C 11/0311; B60C 2011/0341; B60C
2011/0346; B60C 2011/0374
See application file for complete search history.

(56) **References Cited**

U.S. PATENT DOCUMENTS

D194,202 S * 12/1962 Tiborcz D12/574
D301,857 S * 6/1989 Clunk D12/601

D316,239 S 4/1991 Tsuda et al.
D340,898 S 11/1993 Kuroda
D350,095 S * 8/1994 Anderson D12/601
D388,370 S 12/1997 Young et al.
D390,510 S 2/1998 Stone et al.
D397,647 S 9/1998 Young
D397,648 S 9/1998 Allen et al.
D399,460 S 10/1998 Albert
D402,240 S 12/1998 Hubbell, Jr.
D402,934 S * 12/1998 Brown, IV D12/595
D423,421 S 4/2000 Young
D424,986 S 5/2000 Yoshioka et al.
D429,667 S 8/2000 Fierro et al.
D449,024 S 10/2001 Lovell et al.

(Continued)

Primary Examiner — Robert M. Spear
(74) *Attorney, Agent, or Firm* — Dickinson Wright PLLC

(57) **CLAIM**

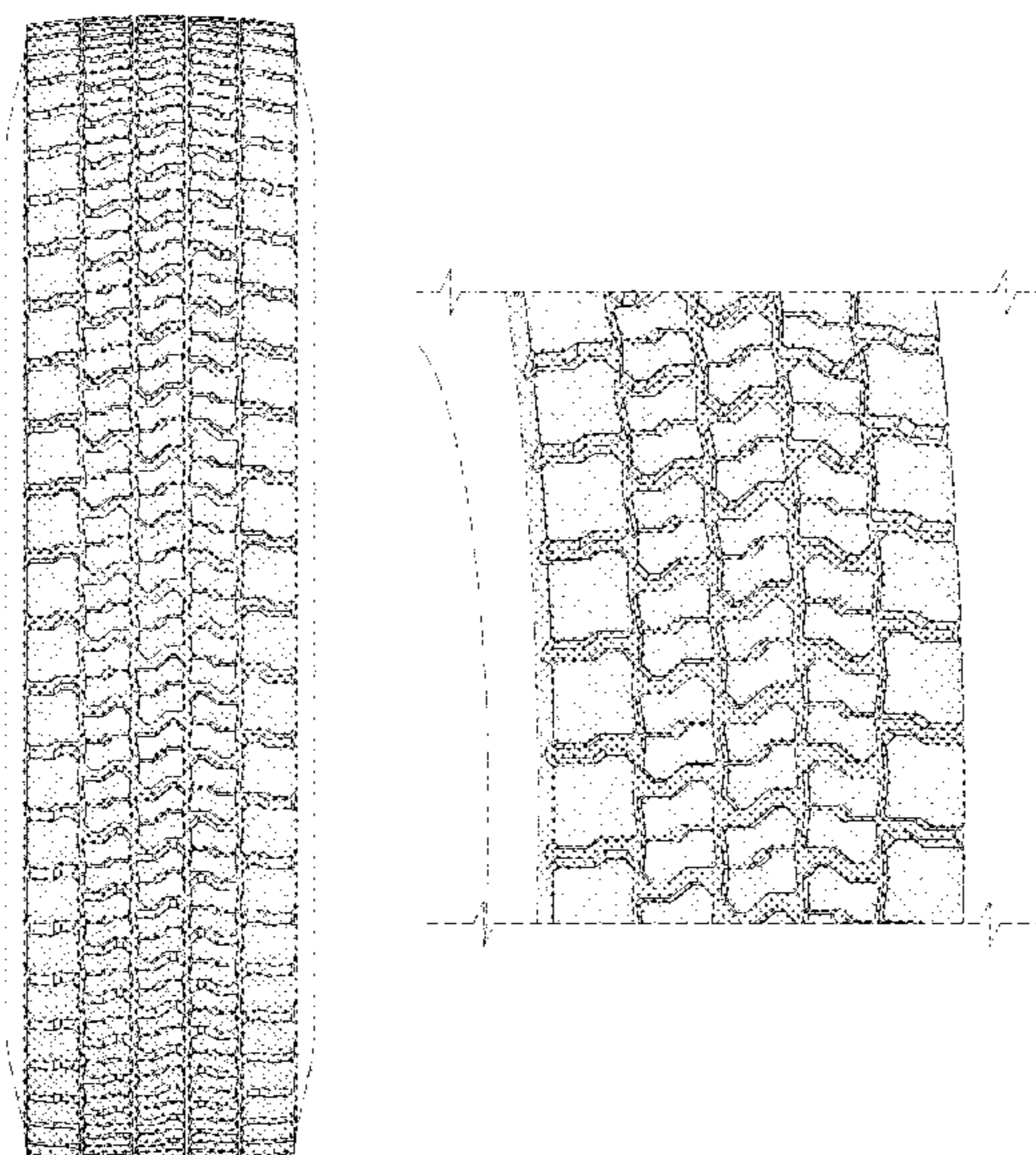
The ornamental design for a tire tread, as shown and described.

DESCRIPTION

FIG. 1 is a perspective view of the tire tread of our design; FIG. 2 front elevation view of the tire tread of our design; FIG. 3 is a side elevation view of the tire tread of our design; FIG. 4 is a side elevation view of the tire tread of our design, taken from the opposite side of that shown in FIG. 3; and, FIG. 5 is an enlarged, partial view of the tire tread of FIG. 1.

In the drawings, the broken lines defining the sidewall and inner bead depict environmental subject matter that forms no part of the claimed design. The dash-dot-dot-dash line defines the peripheral boundary between the claimed tire tread and the unclaimed sidewall. The tread pattern repeats uniformly throughout the circumference of the tire.

1 Claim, 5 Drawing Sheets



(56)

References Cited

U.S. PATENT DOCUMENTS

D449,258 S *	10/2001	Rayman	D12/579	D647,468 S	10/2011	Weaver et al.	
D450,635 S *	11/2001	Fierro	D12/595	D662,875 S *	7/2012	Xu	D12/601
D452,199 S *	12/2001	Robert	D12/594	D668,208 S	10/2012	Brown et al.	
D454,331 S *	3/2002	Fierro	D12/594	D674,741 S	1/2013	Mathonet et al.	
D458,215 S *	6/2002	Le	D12/600	D675,981 S	2/2013	Kawahara	
D464,614 S	10/2002	Irimiya		D686,145 S	7/2013	Godin et al.	
D472,202 S	3/2003	Gillard		D686,973 S	7/2013	Otani	
D484,092 S	12/2003	Okamoto		D717,237 S	11/2014	Bardin et al.	
D488,123 S	4/2004	Ooyama		D718,223 S	11/2014	Gommez	
D497,875 S *	11/2004	Le	D12/594	D719,907 S	12/2014	Ohara	
D498,207 S *	11/2004	Welker	D12/595	D722,950 S	2/2015	Compte et al.	
D517,471 S	3/2006	Robert		D724,007 S	3/2015	Belarbi et al.	
D528,500 S *	9/2006	Le	D12/600	D729,149 S *	5/2015	Honda	D12/574
D531,115 S	10/2006	Ikeda		D730,273 S	5/2015	Schimmoeller	
D569,334 S *	5/2008	Maziarka	D12/580	D735,646 S	8/2015	Hair, Jr. et al.	
D584,217 S	1/2009	Scheuren		D736,693 S *	8/2015	Wang	D12/580
D591,224 S	4/2009	Ludwig et al.		D738,815 S *	9/2015	Dixon	D12/594
D592,589 S	5/2009	Dixon et al.		D739,343 S	9/2015	Gommez	
D610,076 S	2/2010	Tobino		D740,214 S *	10/2015	Le	D12/600
D612,325 S *	3/2010	Haga	D12/566	D745,450 S	12/2015	Bardin et al.	
D613,680 S	4/2010	Dixon et al.		D746,219 S	12/2015	Bardin et al.	
D615,922 S	5/2010	Takano		D758,287 S	6/2016	Zivkovic et al.	
D616,356 S	5/2010	Ohara		D758,289 S	6/2016	Cagneaux et al.	
D635,915 S	4/2011	Hamada		D763,180 S *	8/2016	Siam	D12/588
D637,148 S	5/2011	Tamura		D772,149 S *	11/2016	Kwak	D12/587
D647,040 S	10/2011	Mathonet et al.		D780,675 S	3/2017	Di-Mauro et al.	
				D781,225 S *	3/2017	Westaway	D12/594
				D791,689 S *	7/2017	Schuessler	D12/594

* cited by examiner

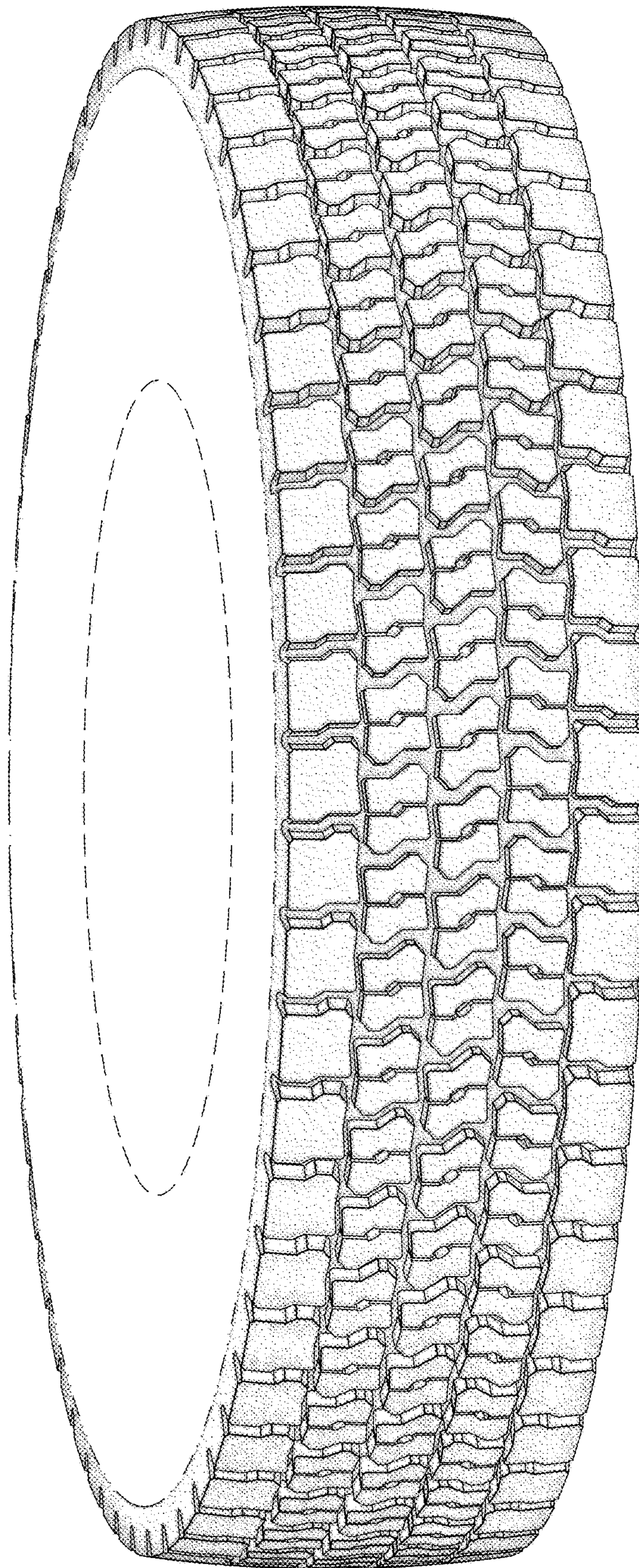


FIG. 1

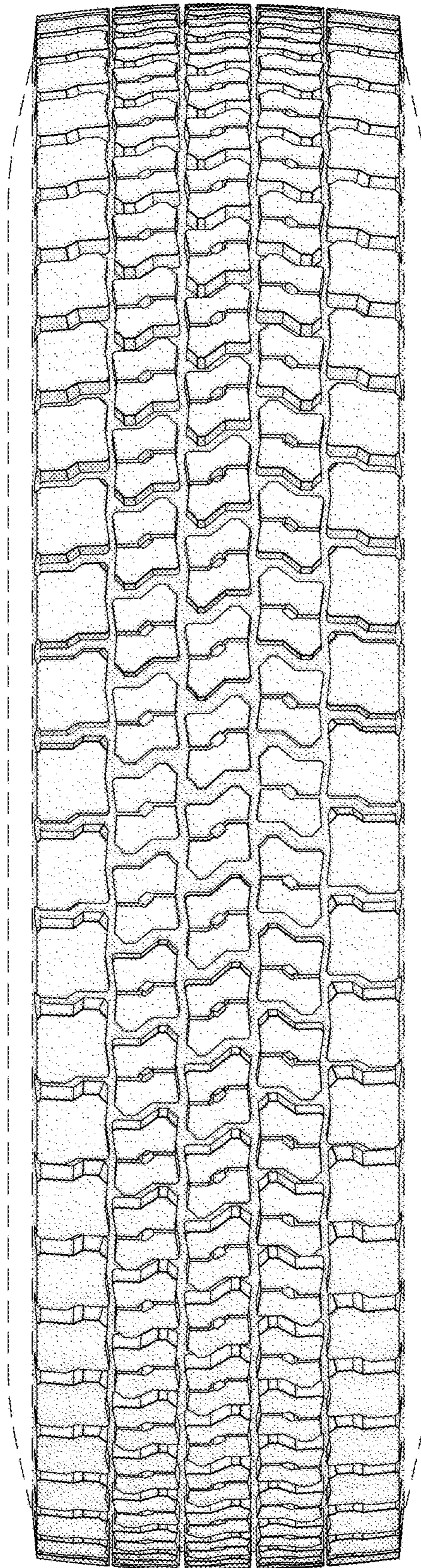


FIG. 2

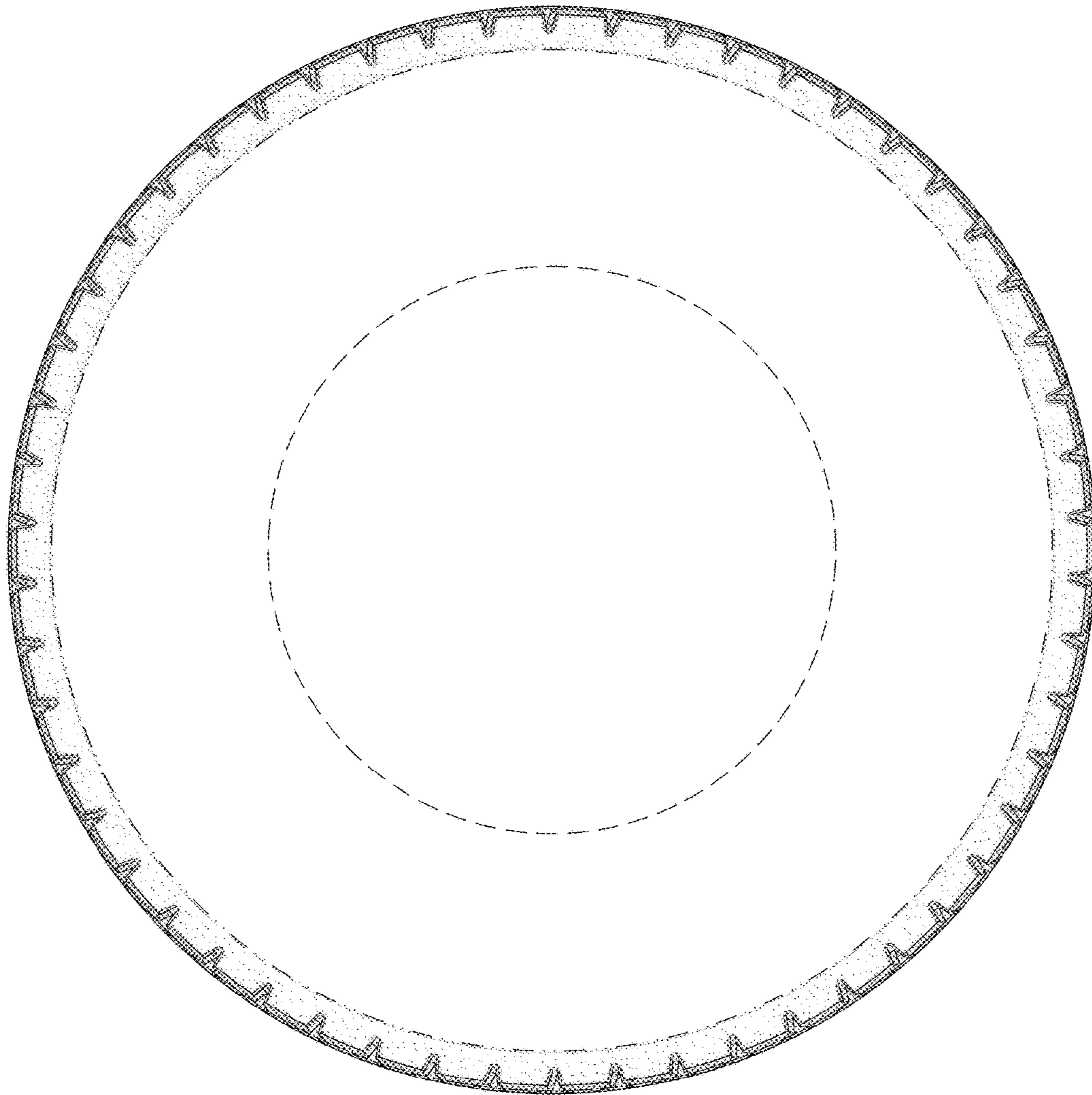


FIG. 3

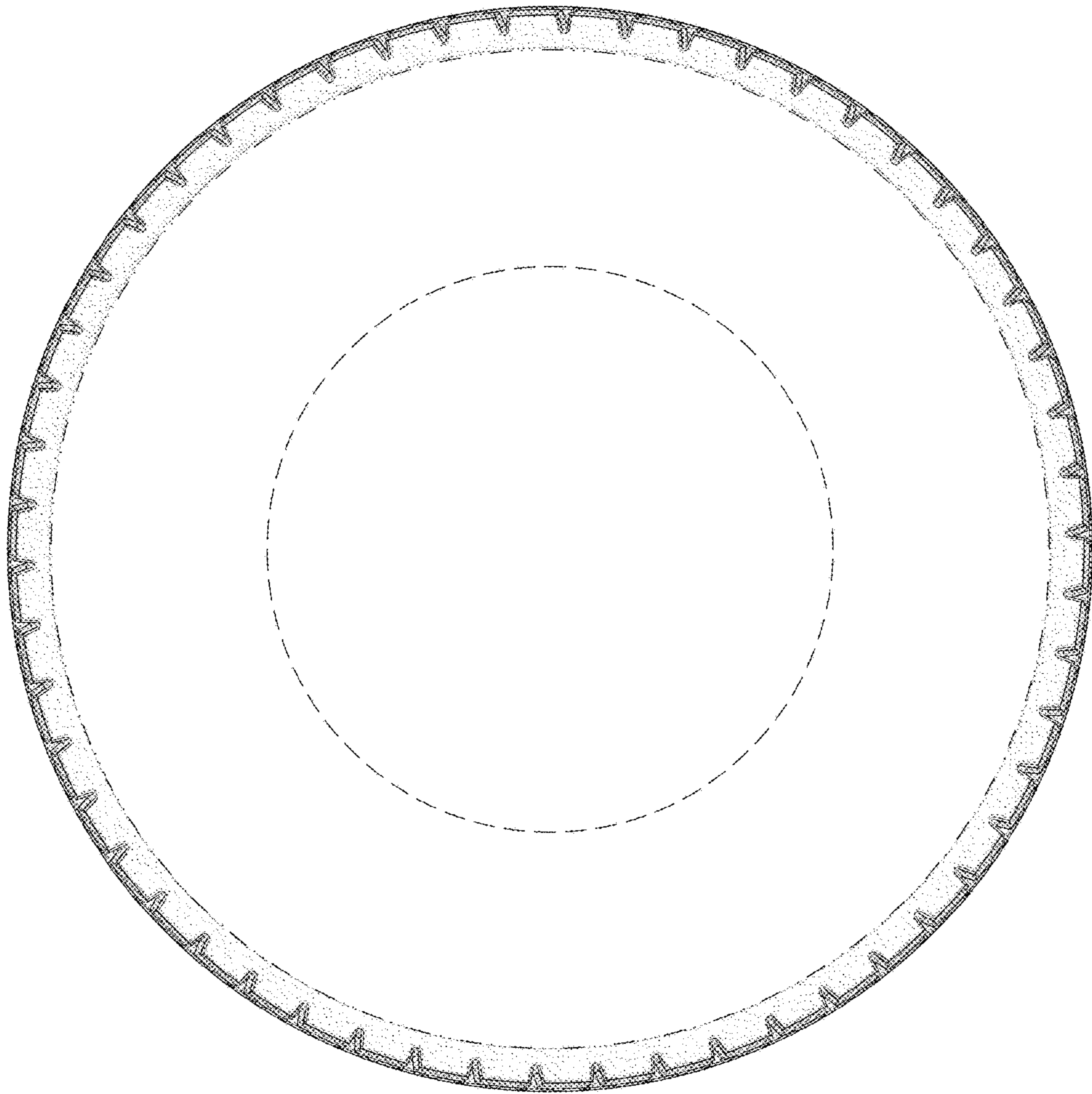


FIG. 4

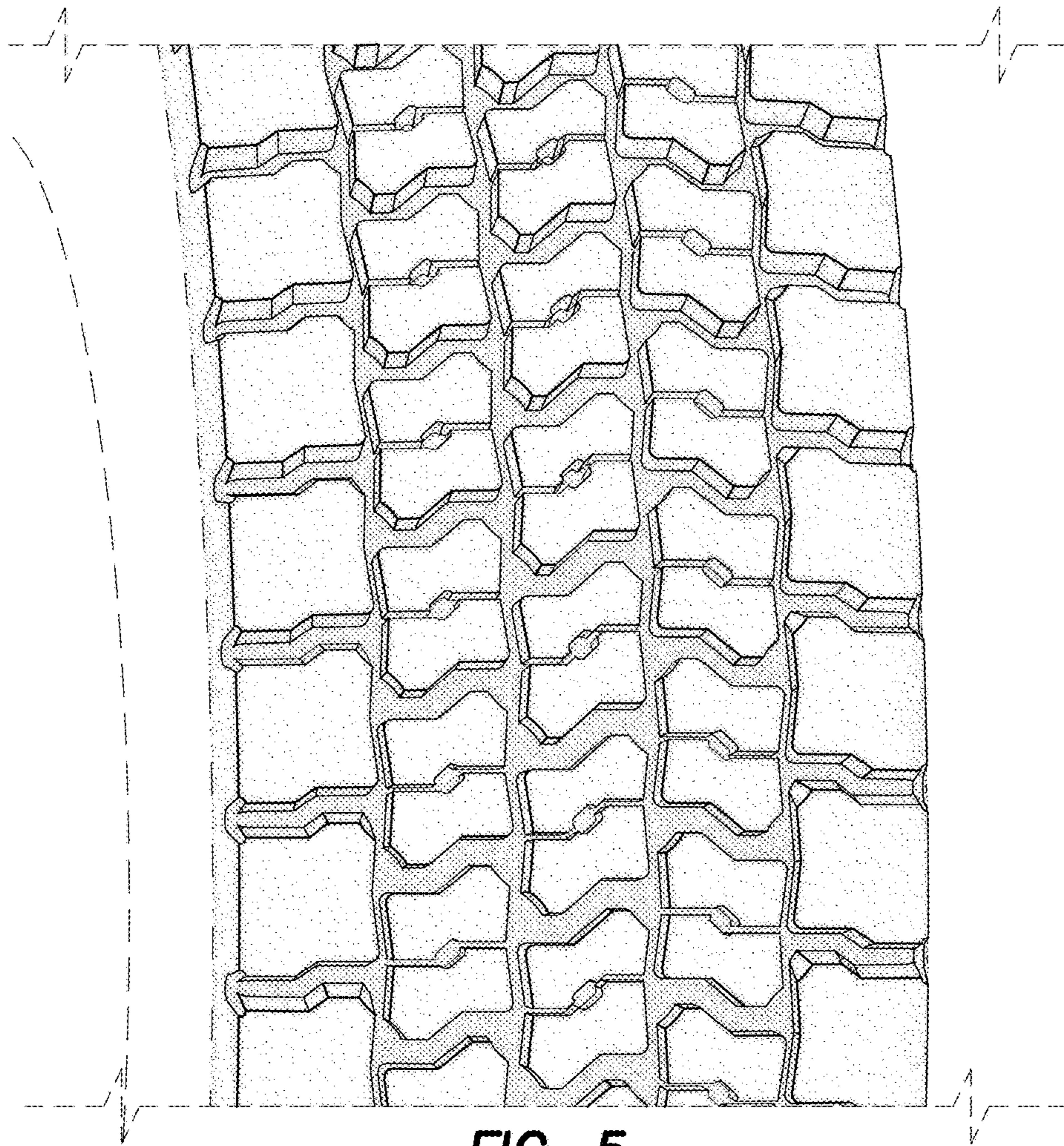


FIG. 5