



US00D807810S

(12) **United States Design Patent** (10) **Patent No.:** **US D807,810 S**
Zhao et al. (45) **Date of Patent:** **** Jan. 16, 2018**

(54) **TIRE**
(71) Applicants: **Hongling Zhao**, Qingdao (CN);
Mingming Zhao, Qingdao (CN); **Xueyi Wang**, Qingdao (CN); **Wen Sun**, Laixi (CN)
(72) Inventors: **Hongling Zhao**, Qingdao (CN);
Mingming Zhao, Qingdao (CN); **Xueyi Wang**, Qingdao (CN); **Wen Sun**, Laixi (CN)
(**) Term: **14 Years**
(21) Appl. No.: **29/525,527**
(22) Filed: **Apr. 30, 2015**
(51) **LOC (11) Cl.** **12-15**
(52) **U.S. Cl.**
USPC **D12/523**
(58) **Field of Classification Search**
USPC D12/505-532
CPC B60C 11/0302; B60C 11/0304; B60C 11/0306; B60C 11/0309; B60C 11/0311; B60C 11/0318; B60C 11/0337; B60C 11/0339; B60C 11/042; B60C 11/00; B60C 11/11; B60C 11/12; B60C 11/13
See application file for complete search history.

D610,970 S * 3/2010 You D12/590
D622,655 S * 8/2010 Ohashi D12/519
D650,734 S * 12/2011 Mita D12/517
D660,222 S * 5/2012 Kim D12/519
D661,241 S * 6/2012 Sareen D12/515
D668,600 S * 10/2012 Pingnat D12/584
D669,019 S * 10/2012 Sareen D12/531
D747,678 S * 1/2016 Ma D12/521
D769,799 S * 10/2016 Sareen D12/590
D770,363 S * 11/2016 Sareen D12/523
2011/0079334 A1* 4/2011 Bott B60C 11/0302
152/209.14
2012/0186711 A1* 7/2012 Kojima B60C 11/1376
152/209.18
2012/0298269 A1* 11/2012 Mathonet B60C 11/0306
152/209.16

* cited by examiner

Primary Examiner — Sandra Snapp
Assistant Examiner — Katherine Glennon

(57) **CLAIM**

The ornamental design for a tire, as shown on FIGS. 1 to 5 and described.

DESCRIPTION

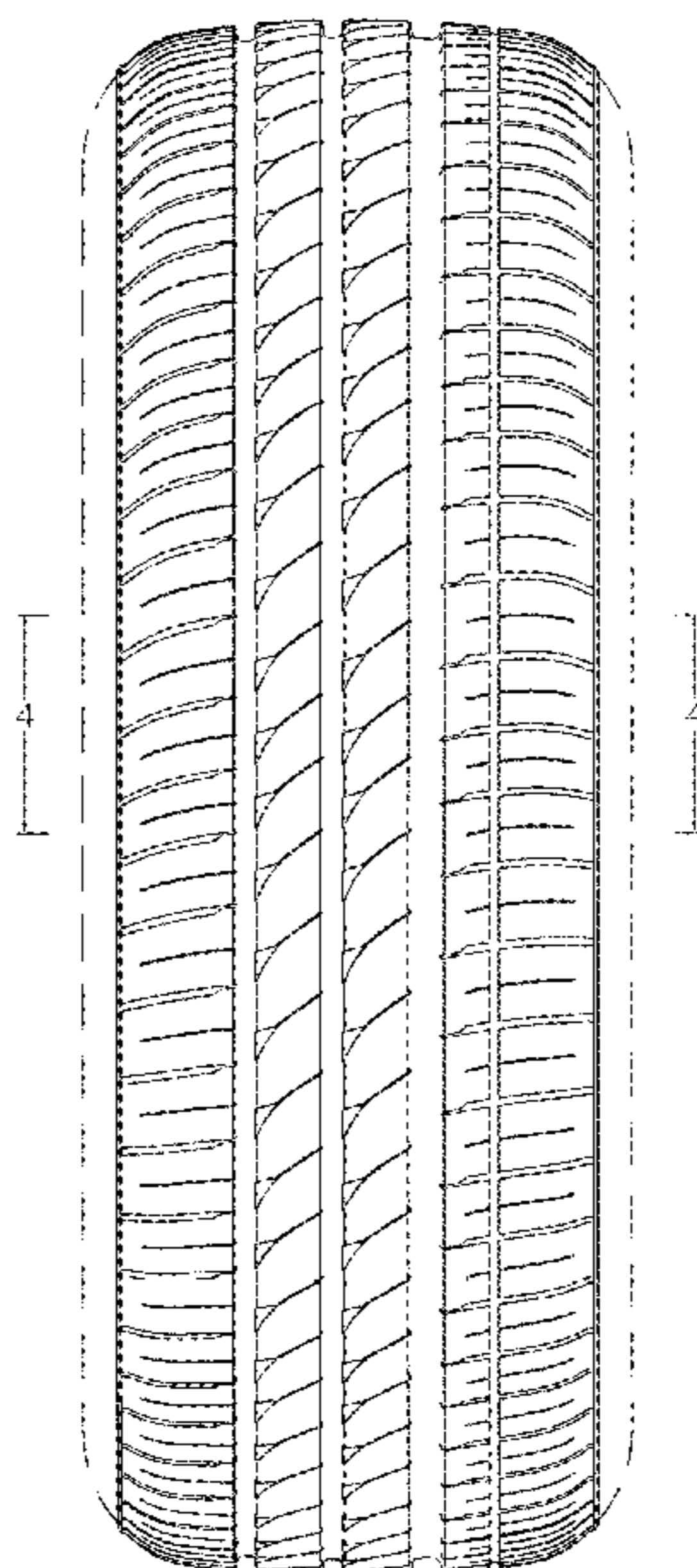
FIG. 1 is the front elevational view of a tire, for which the other sides, include rear, top and bottom elevational views being identical thereto;
FIG. 2 is a left side elevational view thereof;
FIG. 3 is a right side elevational view thereof;
FIG. 4 is an enlarged view of the portion as defined in marker lines 4-4 in FIG. 1; and,
FIG. 5 is a perspective view of a tire showing the new design, it being understood that the pattern repeats uniformly throughout the circumference of the tread.
The broken lines showing the sidewall and tire interior form no part of the claimed design.

1 Claim, 5 Drawing Sheets

(56) **References Cited**

U.S. PATENT DOCUMENTS

D384,923 S * 10/1997 Allen D12/590
D460,402 S * 7/2002 Ishida D12/523
D501,179 S * 1/2005 Iga D12/518
D525,186 S * 7/2006 Martin D12/521
D558,125 S * 12/2007 Miyabe D12/518
D575,725 S * 8/2008 Hirai D12/518
D604,231 S * 11/2009 Hada D12/586



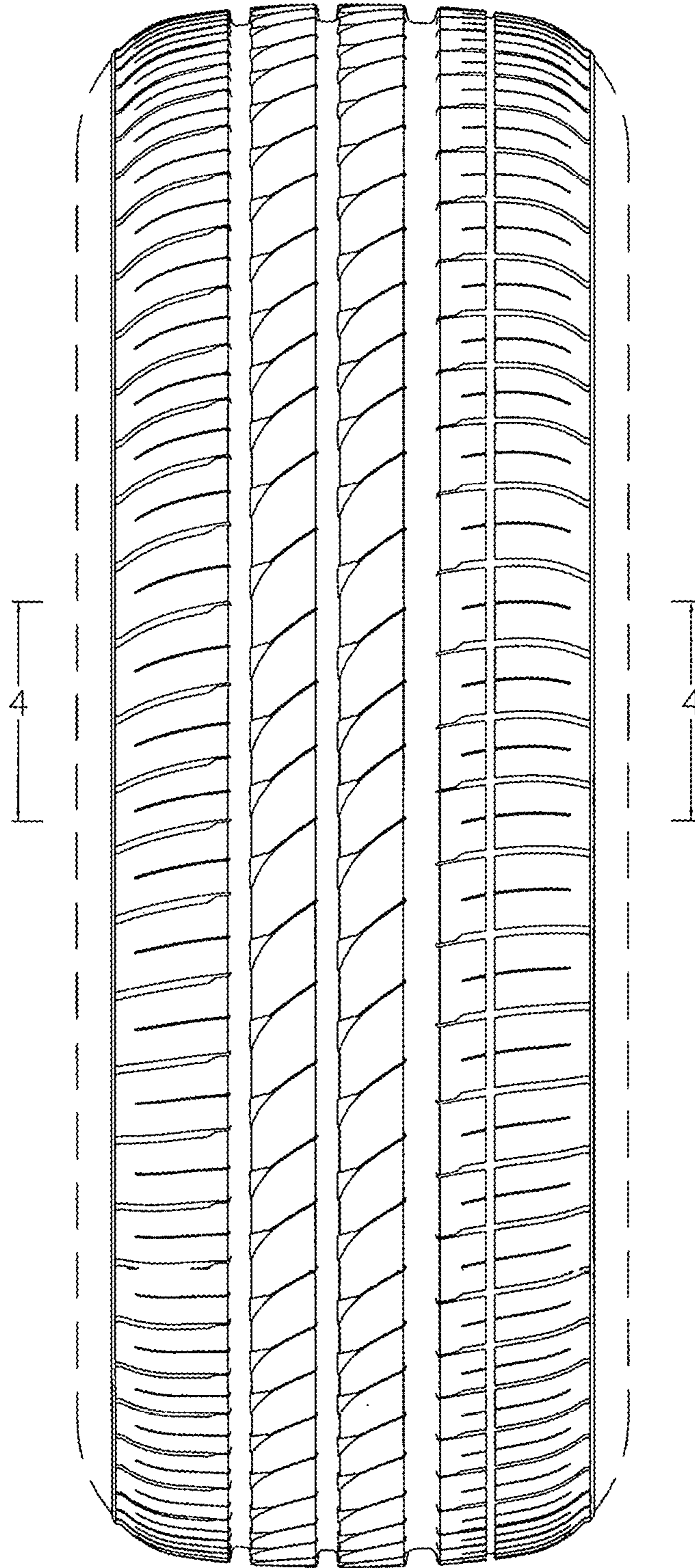


Fig. 1

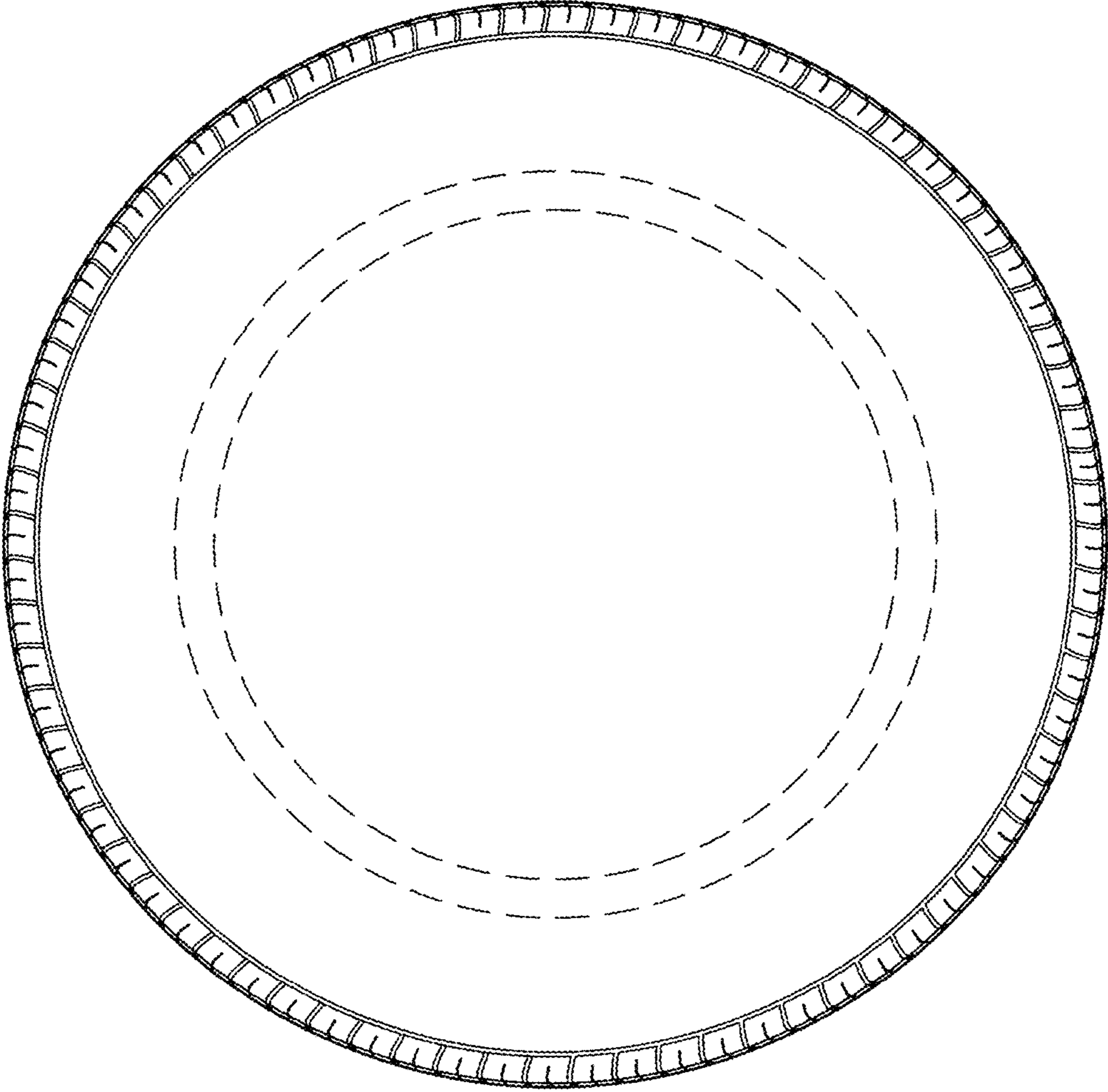


Fig. 2

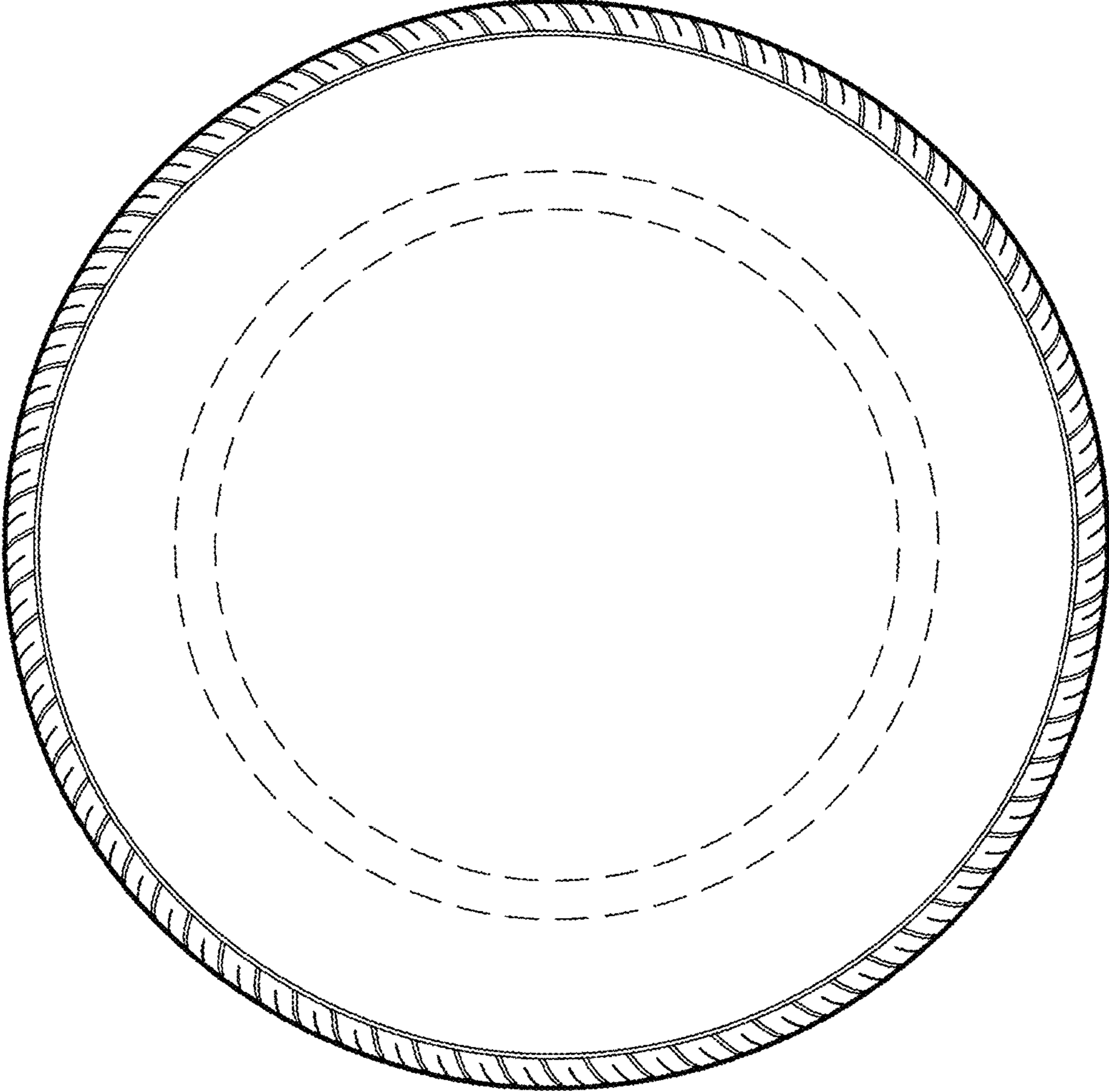


Fig. 3

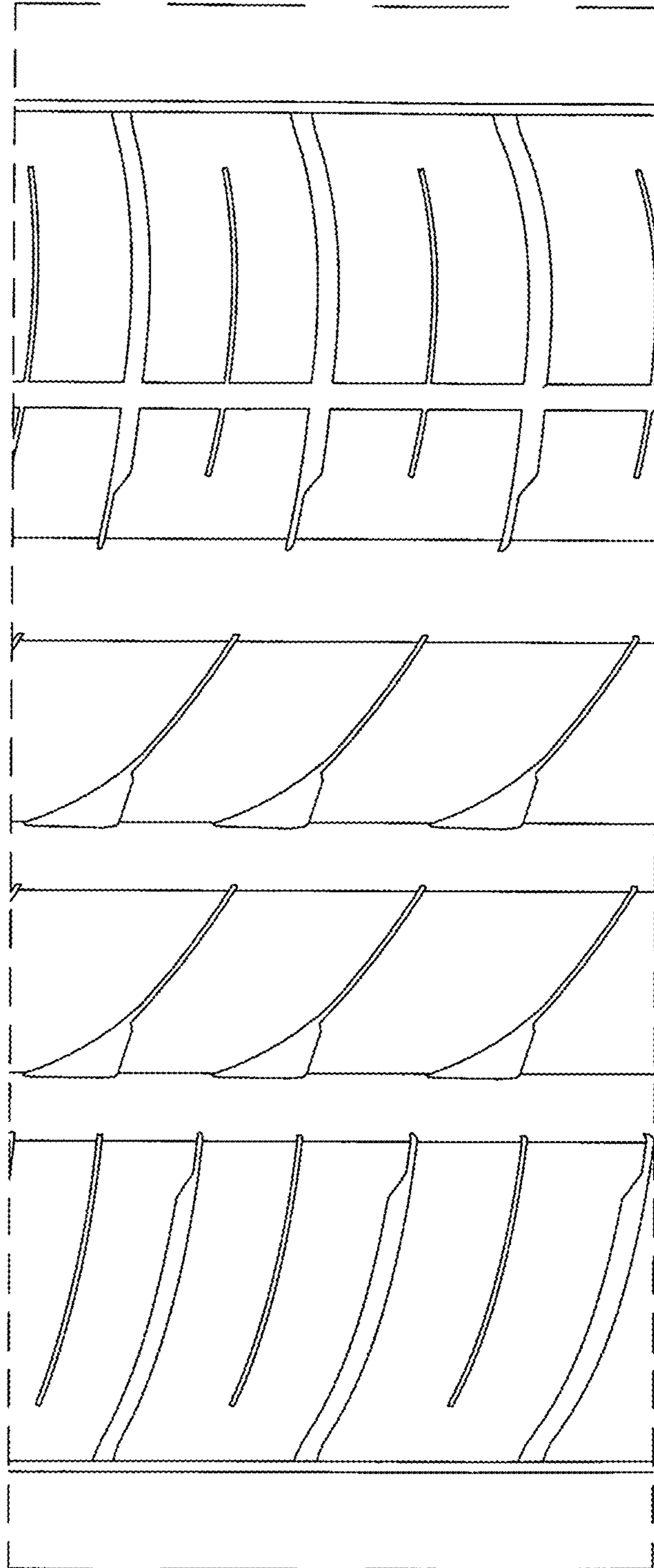


Fig. 4

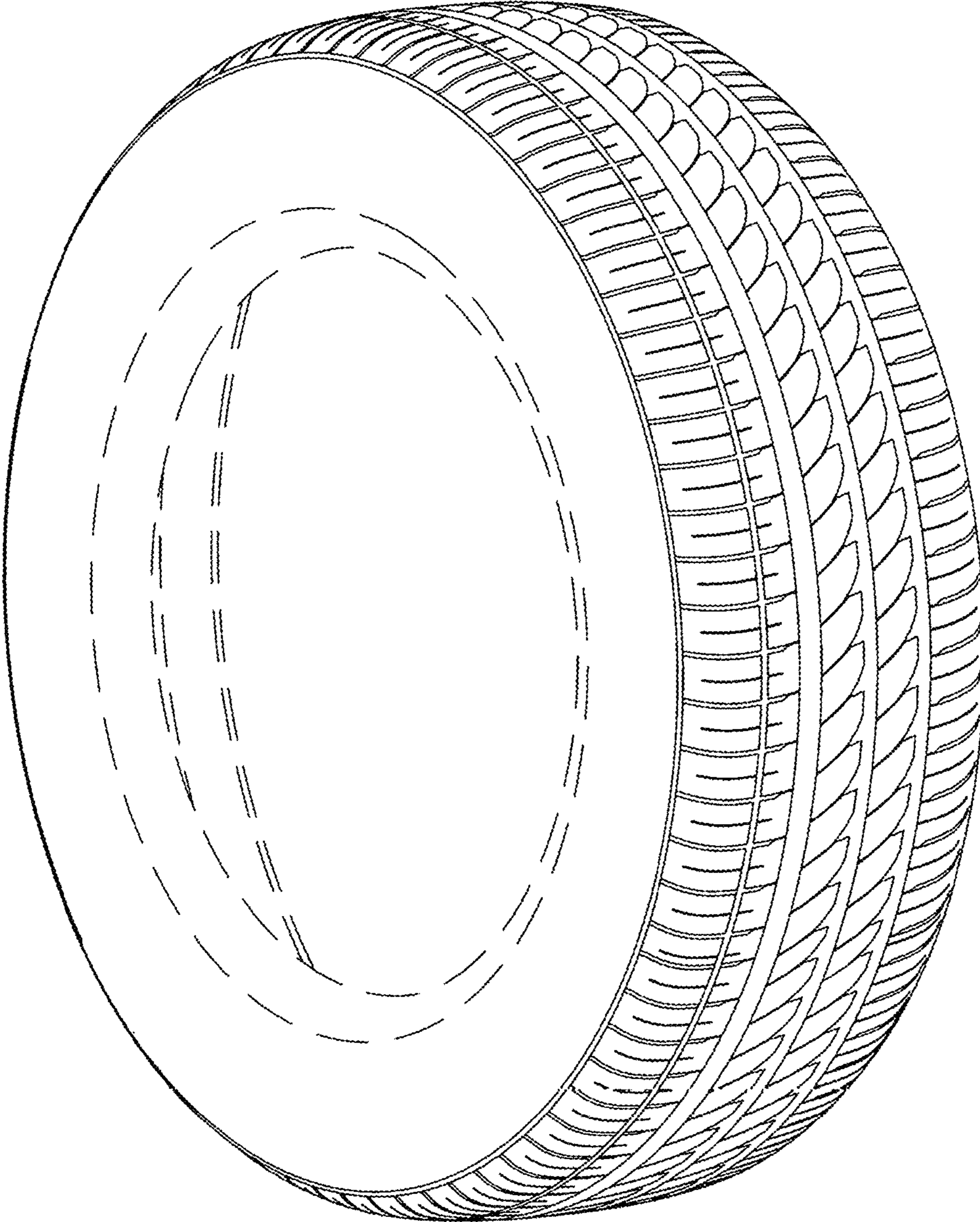


Fig. 5