

US00D807805S

(12) **United States Design Patent**  
**Caldwell**

(10) **Patent No.:** **US D807,805 S**

(45) **Date of Patent:** **\*\* Jan. 16, 2018**

(54) **WHEEL**

(71) Applicant: **Wheel Pros, LLC**, Greenwood Village,  
CO (US)

(72) Inventor: **Robert Caldwell**, Grand Junction, CO  
(US)

(\*\*) Term: **15 Years**

(21) Appl. No.: **29/579,965**

(22) Filed: **Oct. 4, 2016**

(51) **LOC (11) Cl.** ..... **12-16**

(52) **U.S. Cl.**  
USPC ..... **D12/204**

(58) **Field of Classification Search**  
USPC ..... D12/204–213  
CPC .... B60B 7/00; B60B 7/02; B60B 7/04; B60B  
7/01; B60B 7/06; B60B 3/02; B60B 3/04;  
B60B 3/06; B60B 3/10; B60B 1/00;  
B60B 1/08; B60B 1/10; B60B 1/12

See application file for complete search history.

D464,010 S *	10/2002	Chung	.....	D12/211
D467,212 S *	12/2002	Noriega	.....	D12/209
D478,542 S *	8/2003	Sulahian	.....	D12/209
D482,996 S *	12/2003	Sulahian	.....	D12/211
D489,666 S *	5/2004	Foose	.....	D12/209
D492,925 S *	7/2004	Fitzgerald	.....	D12/210
D496,317 S *	9/2004	Kataoka	.....	D12/209
D499,684 S *	12/2004	Cheng	.....	D12/209
D502,438 S *	3/2005	Weld	.....	D12/211
D504,375 S *	4/2005	Hussaini	.....	D12/204
D504,859 S *	5/2005	Sulahian	.....	D12/209
D519,433 S *	4/2006	Finn	.....	D12/210
D550,600 S *	9/2007	Celik	.....	D12/209
D569,777 S *	5/2008	Chung	.....	D12/211
D576,093 S *	9/2008	Chung	.....	D12/210
D576,936 S *	9/2008	Imai	.....	D12/209
D578,457 S *	10/2008	Guidry	.....	D12/211
D582,827 S *	12/2008	Musser	.....	D12/210
D596,099 S *	7/2009	Chung	.....	D12/209
D598,357 S *	8/2009	Chung	.....	D12/211
D612,316 S *	3/2010	Sanschagrin	.....	D12/210
D617,246 S *	6/2010	Zhao	.....	D12/209
D619,073 S *	7/2010	Groom	.....	D12/211
D620,864 S *	8/2010	Groom	.....	D12/209
D638,767 S *	5/2011	Groom	.....	D12/211
D666,960 S *	9/2012	Chung	.....	D12/211
D669,009 S *	10/2012	Chung	.....	D12/211
D680,484 S *	4/2013	Zhao	.....	D12/209

(Continued)

(56) **References Cited**

**U.S. PATENT DOCUMENTS**

D194,100 S *	11/1962	Mashigan	.....	D12/211
D261,879 S *	11/1981	Envall	.....	D12/211
D273,102 S *	3/1984	Woodward	.....	D12/209
D291,796 S *	9/1987	Reid	.....	D12/209
D323,806 S *	2/1992	Stewart	.....	D12/209
D343,606 S *	1/1994	Chung-Li	.....	D12/209
D361,975 S *	9/1995	Weld	.....	D12/209
D369,775 S *	5/1996	Choi	.....	D12/204
D389,795 S *	1/1998	Coddington	.....	D12/209
D399,181 S *	10/1998	McMath	.....	D12/211
D408,775 S *	4/1999	Shikado	.....	D12/209
D453,724 S *	2/2002	Hodges	.....	D12/209
D455,698 S *	4/2002	Chung	.....	
D456,332 S *	4/2002	Vian	.....	D12/211

*Primary Examiner* — Sandra Snapp

(74) *Attorney, Agent, or Firm* — Eric Hanscom

(57) **CLAIM**

The ornamental design for a wheel, as shown and described.

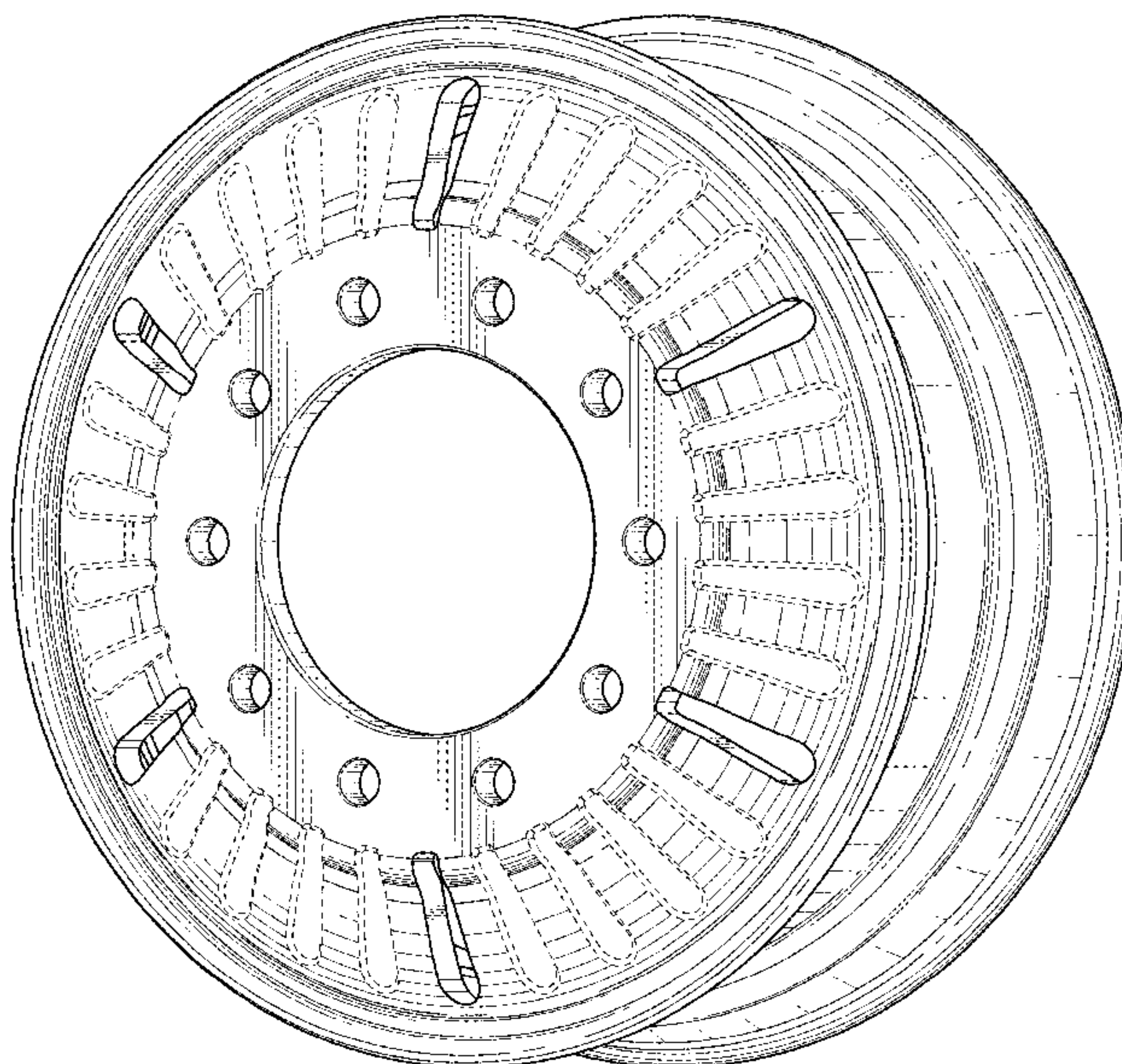
**DESCRIPTION**

FIG. 1 is a perspective view of a wheel showing my new design;

FIG. 2 is a front view thereof; and,

FIG. 3 is a left-side view thereof.

**1 Claim, 3 Drawing Sheets**



(56)

**References Cited**

U.S. PATENT DOCUMENTS

D680,938	S	*	4/2013	Hale, Jr.	.....	D12/210
D695,193	S	*	12/2013	Kong	.....	D12/211
D698,298	S	*	1/2014	Cortes	.....	D12/210
D698,300	S	*	1/2014	Chung	.....	D12/211
D699,659	S	*	2/2014	Zhao	.....	D12/209
D702,172	S	*	4/2014	Chung	.....	D12/211
D711,304	S	*	8/2014	Chung	.....	D12/209
D714,705	S	*	10/2014	Kong	.....	D12/211
D714,706	S	*	10/2014	Chung	.....	D12/211
D715,211	S	*	10/2014	Gotschke	.....	D12/204
D726,628	S	*	4/2015	Kong	.....	D12/211
D755,698	S	*	5/2016	Tirado	.....	D12/209

\* cited by examiner



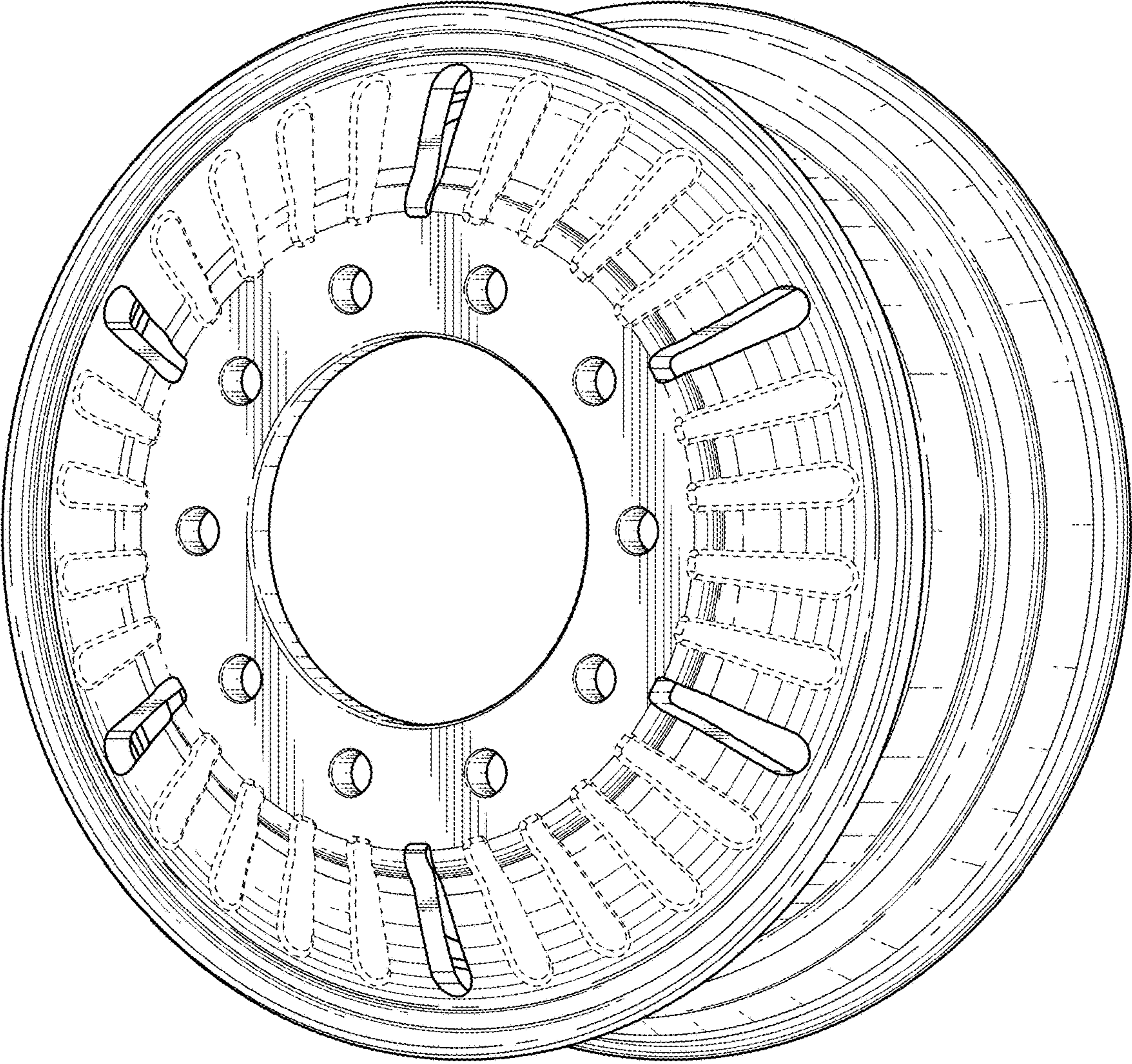


FIG. 1

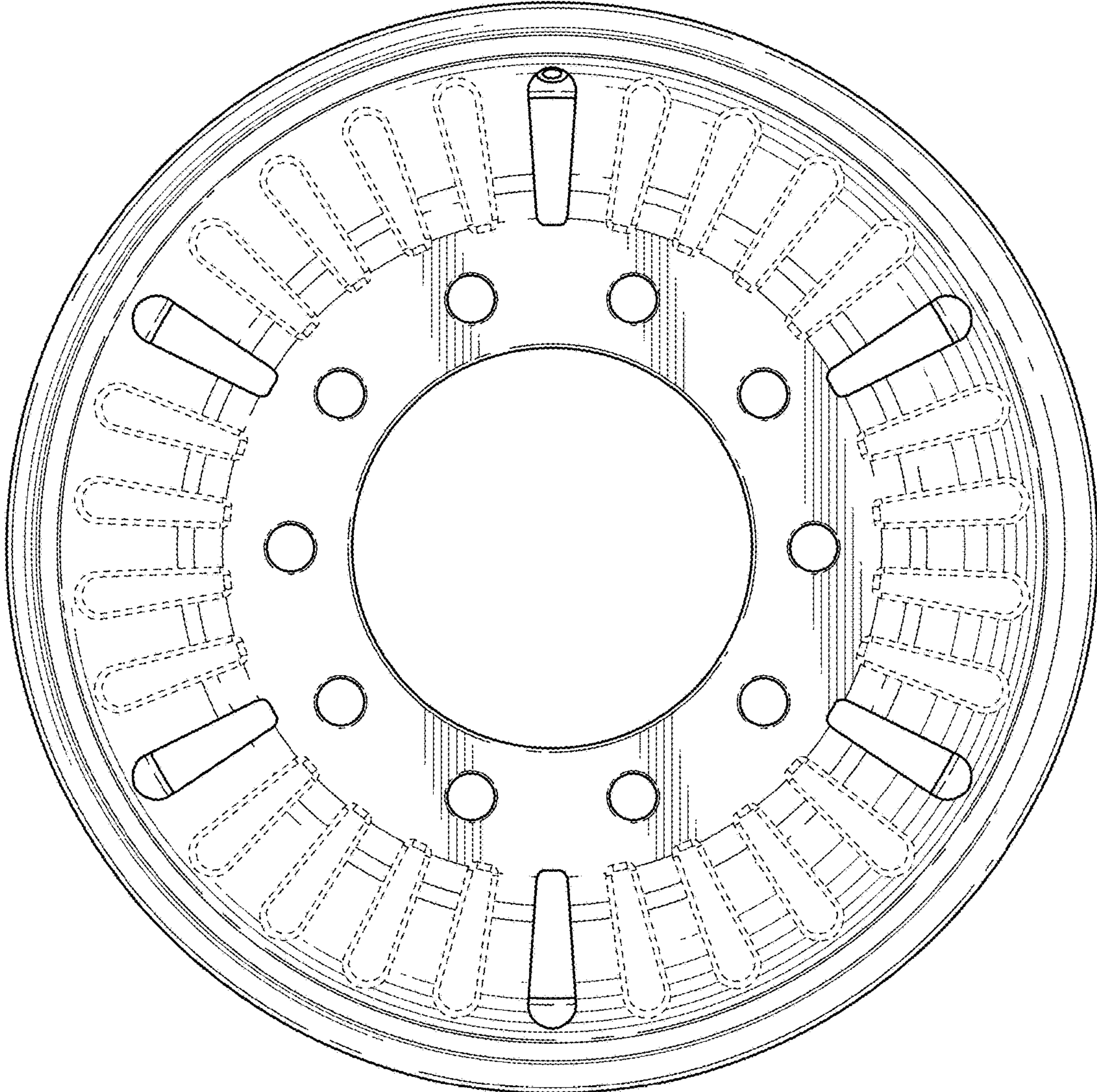
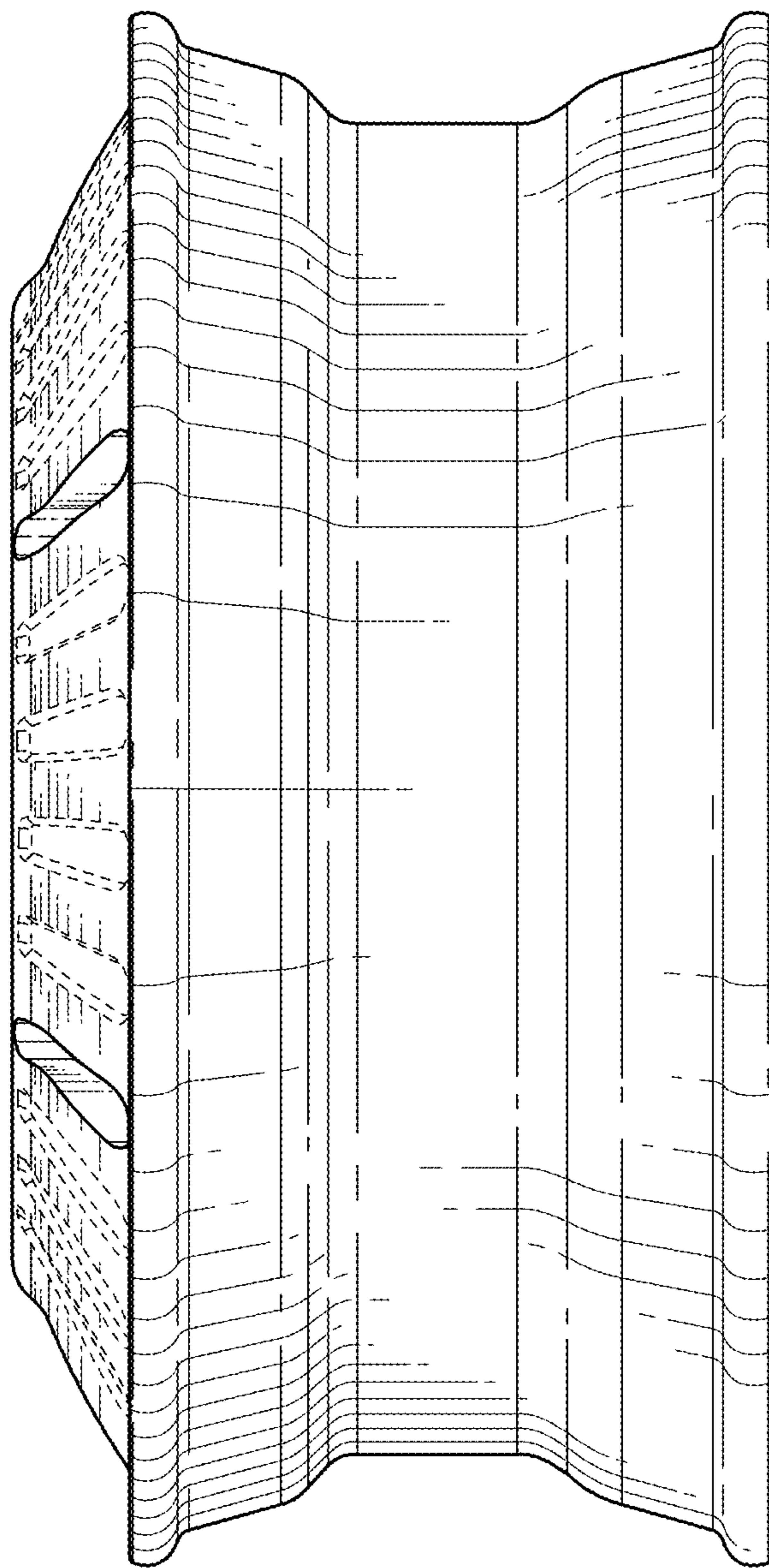


FIG. 2





*FIG. 3*