



US00D807791S

(12) **United States Design Patent**
Tsuji et al.

(10) **Patent No.:** **US D807,791 S**
(45) **Date of Patent:** **** Jan. 16, 2018**

(54) **MOTORCYCLE OR MOTORCYCLE
REPLICA**

(71) Applicant: **HONDA MOTOR CO., LTD.**, Tokyo
(JP)

(72) Inventors: **Ayumu Tsuji**, Wako (JP); **Akiko Sakai**,
Wako (JP)

(73) Assignee: **HONDA MOTOR CO., LTD.**, Tokyo
(JP)

(**) Term: **15 Years**

(21) Appl. No.: **29/568,971**

(22) Filed: **Jun. 22, 2016**

(30) **Foreign Application Priority Data**

Dec. 24, 2015 (JP) 2015-028755

(51) **LOC (11) Cl.** **12-11**

(52) **U.S. Cl.**
USPC **D12/110**

(58) **Field of Classification Search**
USPC D12/110, 111, 117; D21/432, 538
CPC B62K 11/00; B62K 11/02; B62K 11/04;
B62K 11/10; B62K 17/00; B62K 19/00;
B62K 2202/00

See application file for complete search history.

(56) **References Cited**

U.S. PATENT DOCUMENTS

D504,844 S * 5/2005 Sasanami D12/110
D582,320 S * 12/2008 Tanaka D12/110
D588,961 S * 3/2009 Tanaka D12/110
D591,204 S * 4/2009 Matsuzawa D12/110
D594,786 S * 6/2009 Sakata D12/110
D596,082 S * 7/2009 Ueno D12/110
D597,449 S * 8/2009 Nagao D12/110
D606,457 S * 12/2009 Tanaka D12/110

D636,708 S * 4/2011 Katagiri D12/110
D643,341 S * 8/2011 Uchiyama D12/110
D647,824 S * 11/2011 Kouchi D12/110
D647,825 S * 11/2011 Shibuta D12/110
D649,915 S * 12/2011 Aiello D12/110
D677,602 S * 3/2013 Petersson D12/110
D688,982 S * 9/2013 Oyanagi D12/110
D689,404 S * 9/2013 Katagiri D12/110
D689,406 S * 9/2013 Yasuhara D12/110
8,807,259 B2 * 8/2014 Tominaga B62K 11/04
180/219
8,827,024 B1 * 9/2014 Sumi B62K 25/02
180/227

(Continued)

Primary Examiner — Darlington Ly

(74) *Attorney, Agent, or Firm* — Westerman, Hattori,
Daniels & Adrian, LLP

(57) **CLAIM**

The ornamental design for a motorcycle or motorcycle replica, as shown and described.

DESCRIPTION

FIG. 1 is a perspective view from a front side and a left side of a motorcycle or motorcycle replica;

FIG. 2 is a perspective view from a rear side and the left side thereof;

FIG. 3 is a perspective view from the front side and a right side thereof;

FIG. 4 is a perspective view from the rear side and the right side thereof;

FIG. 5 is a left side elevation view thereof;

FIG. 6 is a right side elevation view thereof;

FIG. 7 is a front side elevation view thereof;

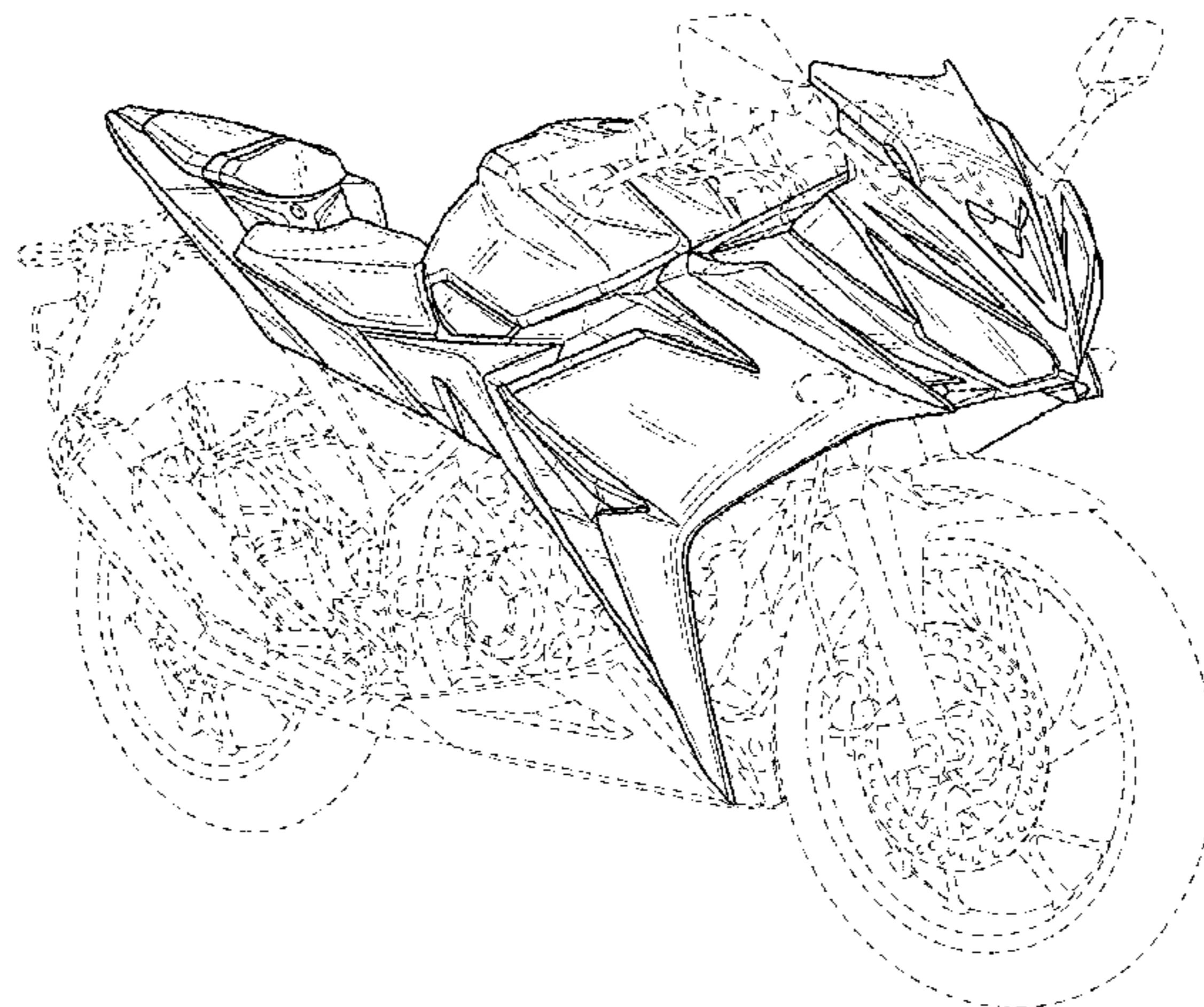
FIG. 8 is a rear side elevation view thereof;

FIG. 9 is a top plan view thereof; and,

FIG. 10 is a bottom plan view thereof.

The broken lines shown in the drawings illustrate portions of the motorcycle or motorcycle replica that forms no part of the claimed design.

1 Claim, 10 Drawing Sheets



(56)

References Cited

U.S. PATENT DOCUMENTS

D716,190 S	*	10/2014	Tako	D12/110
D723,431 S	*	3/2015	Noguchi	D12/110
D733,008 S	*	6/2015	Katagiri	D12/110
D755,084 S	*	5/2016	Sakata	D12/110
D756,268 S	*	5/2016	Yamada	D12/110
D758,923 S	*	6/2016	Yamada	D12/110
D758,924 S	*	6/2016	Tamura	D12/110

* cited by examiner

FIG. 1




FIG. 2

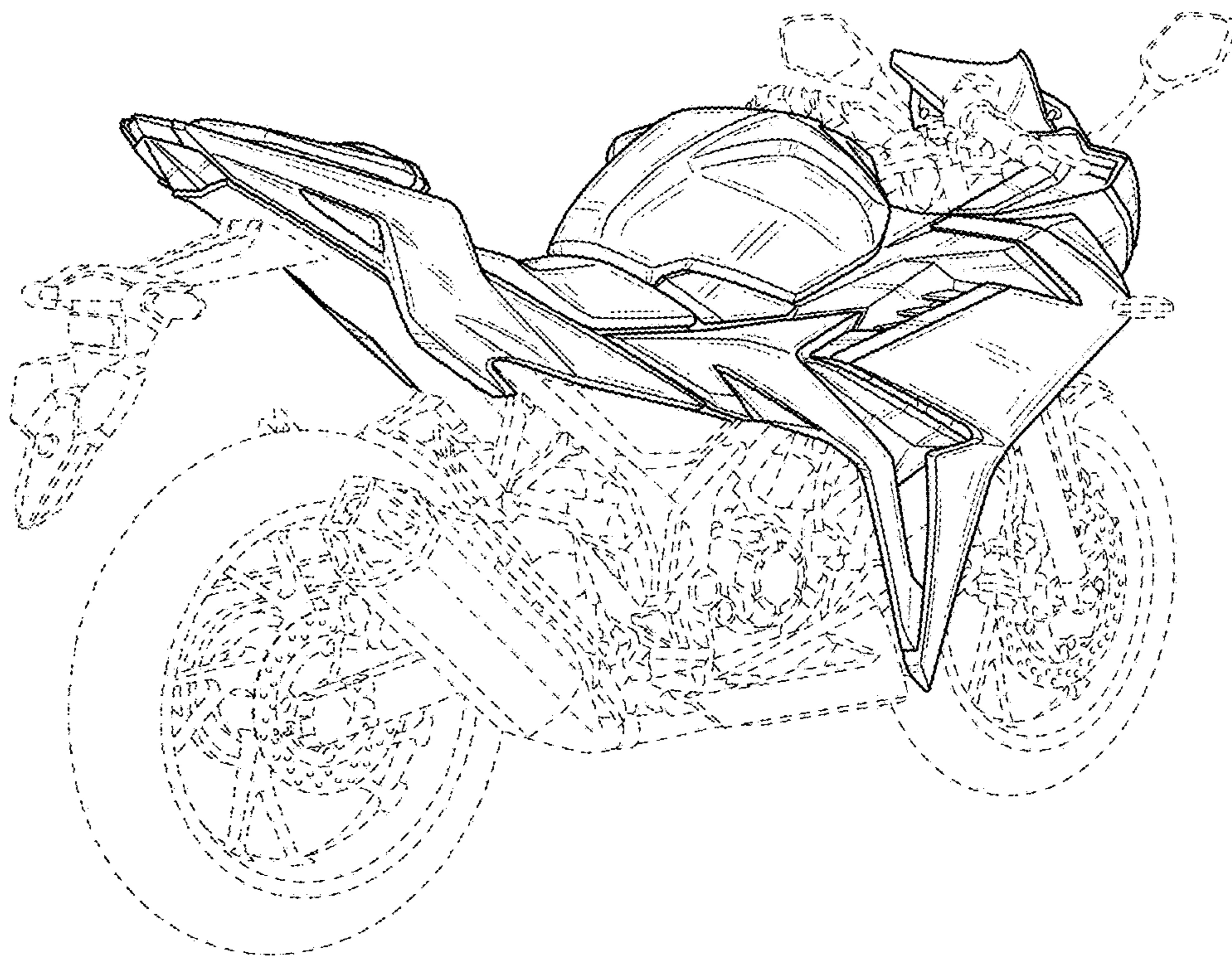


FIG. 3




FIG. 4




FIG. 5

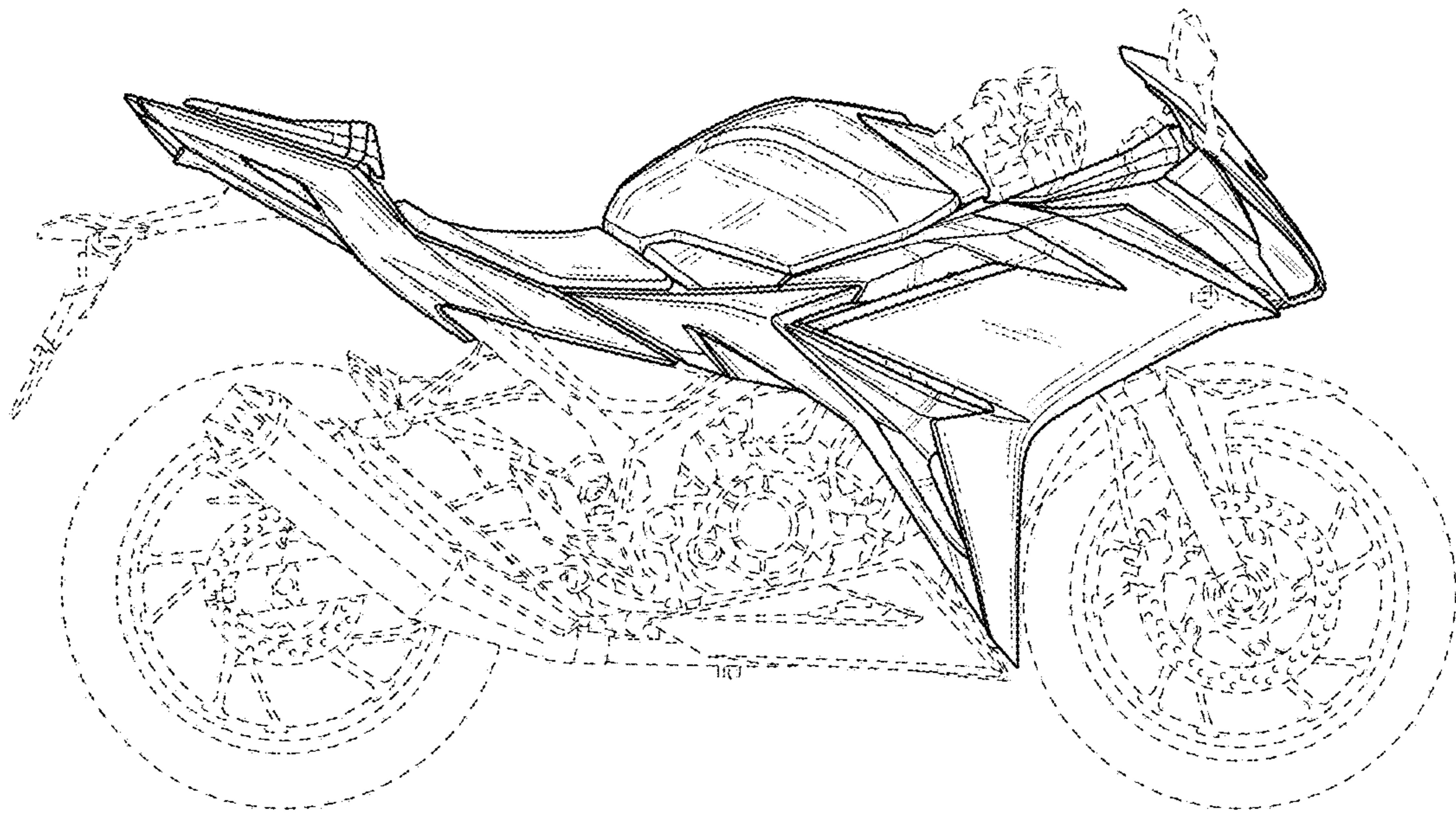


FIG. 6

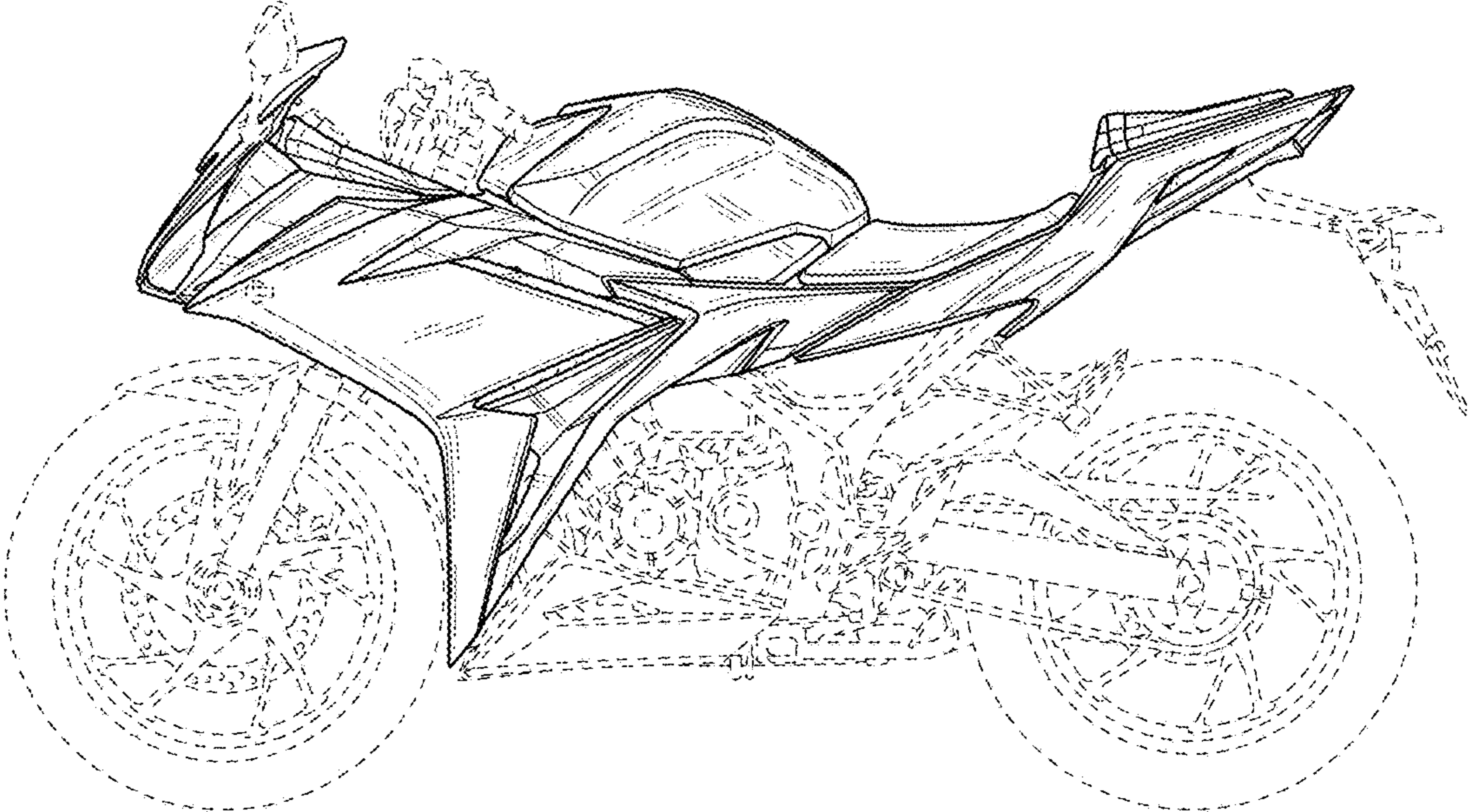


FIG. 7

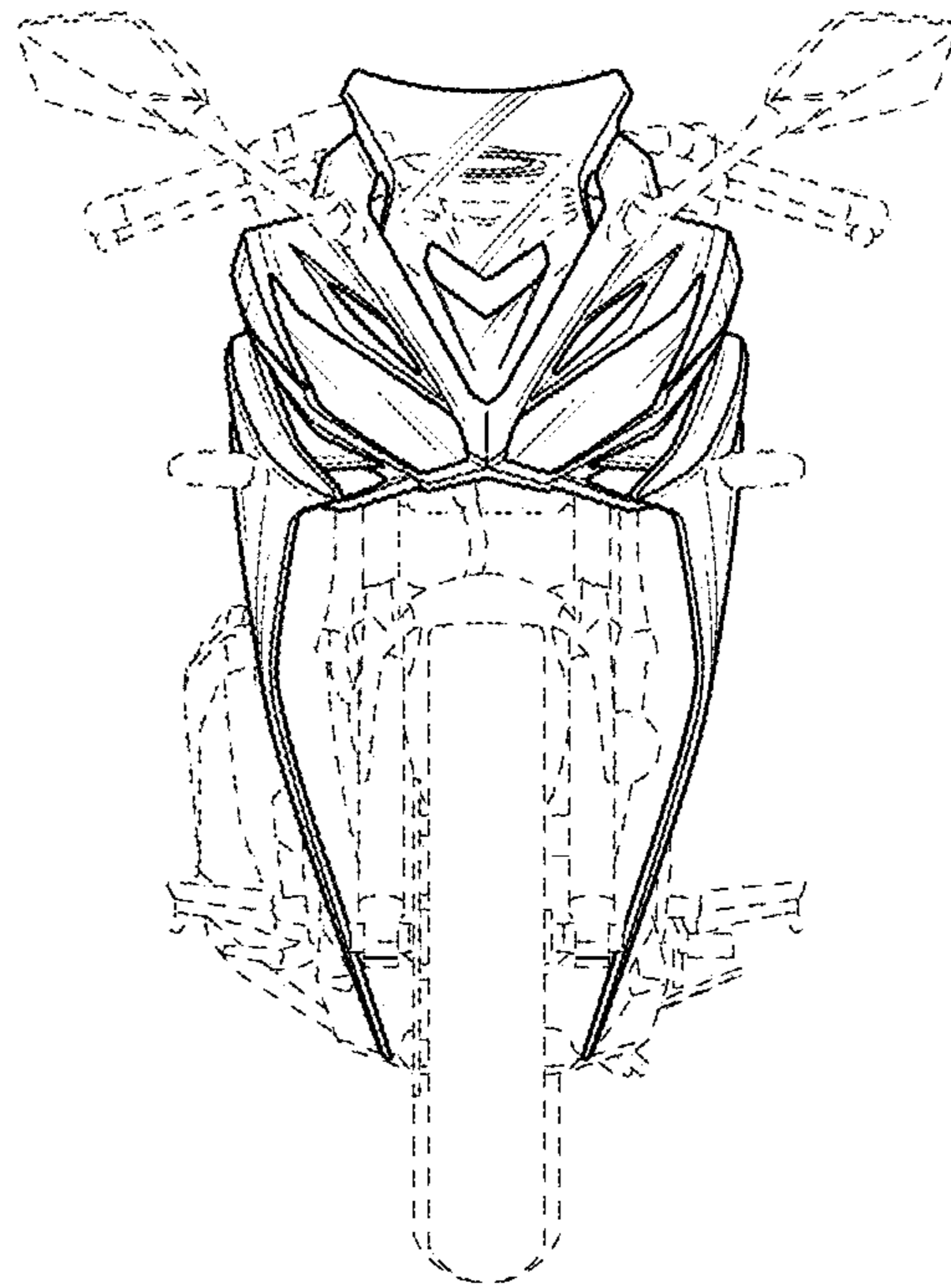


FIG. 8

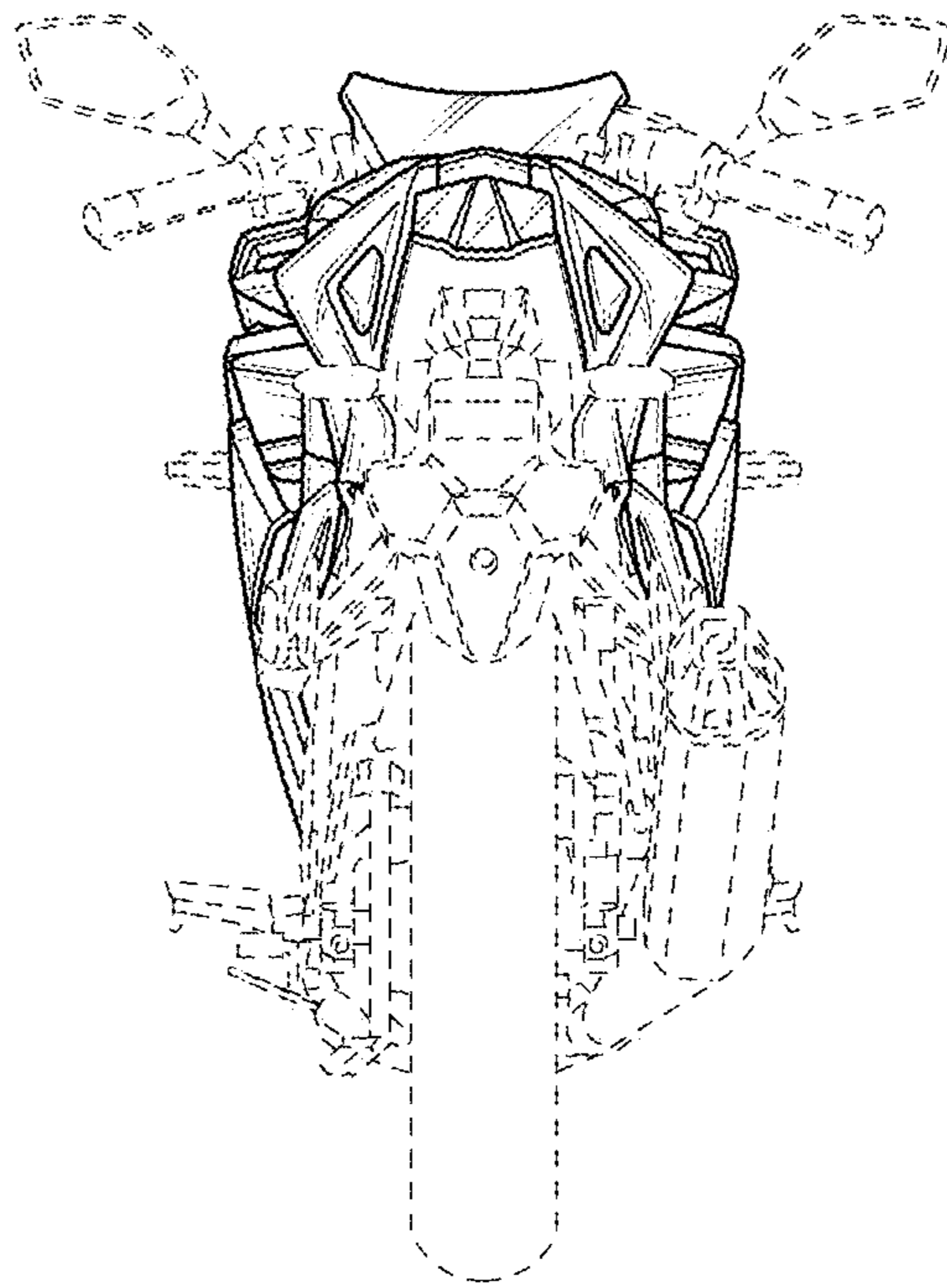


FIG. 9

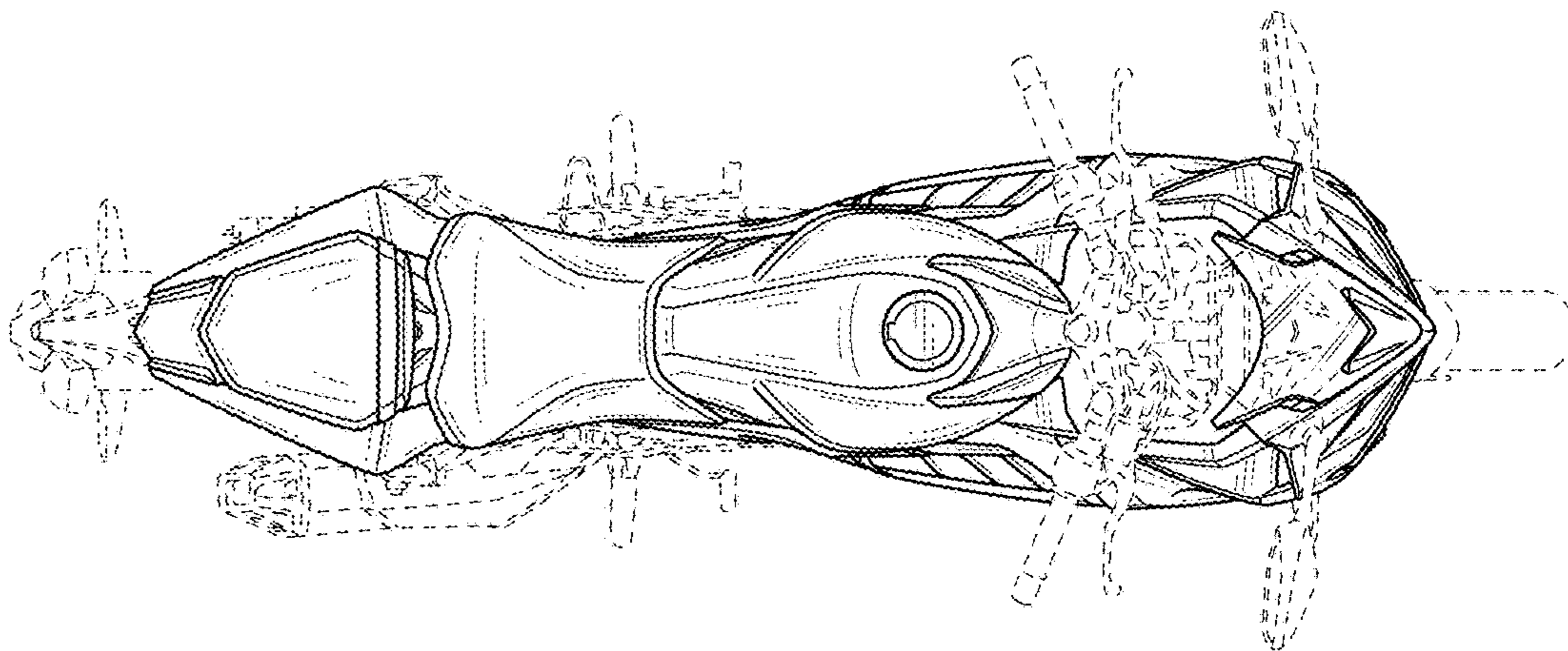


FIG. 10

