



US00D807788S

(12) **United States Design Patent** (10) **Patent No.:** **US D807,788 S**
Hatton (45) **Date of Patent:** **** Jan. 16, 2018**

(54) **VEHICLE**

(71) Applicant: **Jaguar Land Rover Limited**, Whitley, Coventry (GB)

(72) Inventor: **Adam Hatton**, Coventry (GB)

(73) Assignee: **Jaguar Land Rover Limited**, Whitley, Coventry (GB)

(**) Term: **15 Years**

(21) Appl. No.: **29/588,014**

(22) Filed: **Dec. 16, 2016**

Related U.S. Application Data

(62) Division of application No. 29/532,715, filed on Jul. 9, 2015, now Pat. No. Des. 784,856.

(30) **Foreign Application Priority Data**

Jan. 9, 2015 (EM) 002611020

Jun. 29, 2015 (EM) 002727644

(51) **LOC (11) Cl.** **12-08**

(52) **U.S. Cl.**
USPC **D12/91**

(58) **Field of Classification Search**
USPC D12/86, 90-92, 88; D21/421, 433, 434;
296/181.1, 181.5
CPC B62D 35/00; B62D 25/00; B62D 25/06;
B62D 33/00
See application file for complete search history.

(56) **References Cited**

U.S. PATENT DOCUMENTS

D698,697 S *	2/2014	Winkelmann	D12/91
D719,878 S *	12/2014	Webber	D12/92
D725,007 S *	3/2015	Beaven	D12/164
D731,922 S *	6/2015	Beaven	D12/91
D739,305 S *	9/2015	Gunnarson	D12/91
D749,996 S *	2/2016	Henstridge	D12/164
D784,856 S *	4/2017	Hatton	D12/91

* cited by examiner

Primary Examiner — Melody N Brown

(74) *Attorney, Agent, or Firm* — Wood Herron & Evans LLP

(57) **CLAIM**

The ornamental design for a vehicle, as shown and described.

DESCRIPTION

1 is a right, front perspective view of a vehicle showing my new design;

FIG. 2 is a left, rear perspective view thereof;

FIG. 3 is a front view thereof.

FIG. 4 is a rear view thereof.


FIG. 5 is left side view thereof.

FIG. 6 is a right side view thereof; and,

FIG. 7 is a top view thereof.

Any elements shown in broken lines in the Figures form no part of the claimed invention, and are instead included to show environmental aspects of the claimed invention. Also, broken lines shown adjacent to any shaded portions form an unclaimed boundary of the design.

1 Claim, 5 Drawing Sheets






FIG. 1

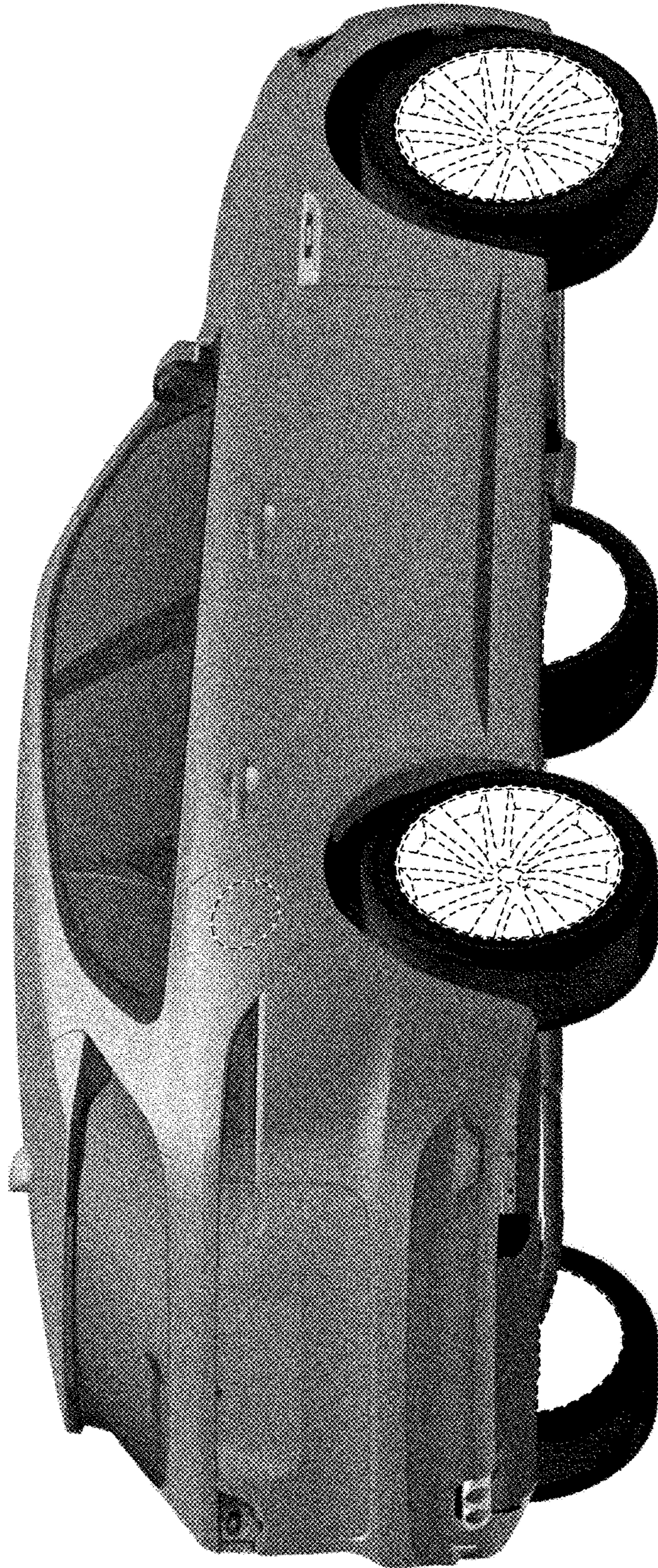


FIG. 2



FIG. 3




FIG. 4




FIG. 5




FIG. 6




FIG. 7

UNITED STATES PATENT AND TRADEMARK OFFICE
CERTIFICATE OF CORRECTION

PATENT NO. : D807,788 S
APPLICATION NO. : 29/588014
DATED : January 16, 2018
INVENTOR(S) : Adam Hatton

Page 1 of 1

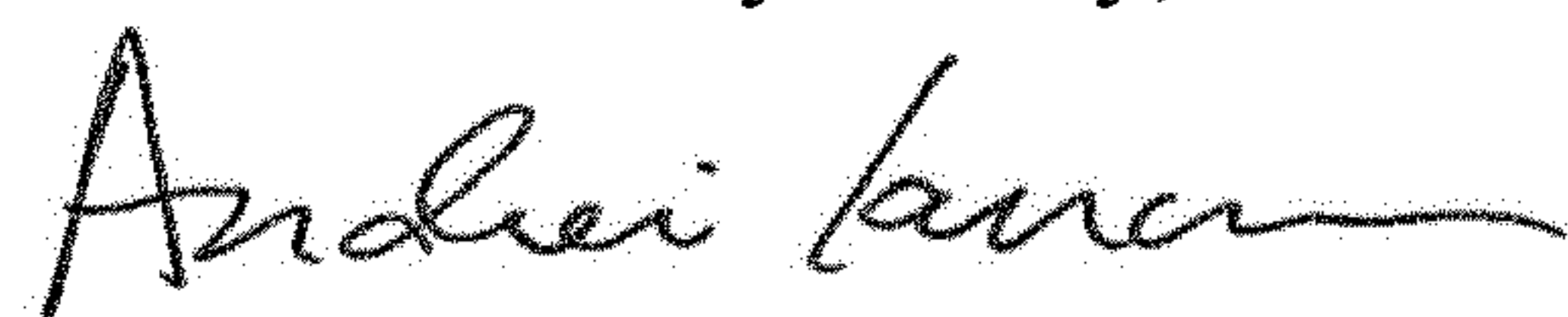
It is certified that error appears in the above-identified patent and that said Letters Patent is hereby corrected as shown below:

On the Title Page

Column 2, "Description" Line 1, "1 is a right, front perspective view of ..." should read --FIG. 1 is a right, front perspective view of ...--.

Column 2, "Description" Line 6, "FIG. 5 is left side view thereof." should read --FIG. 5 is a left side view thereof.--.

Signed and Sealed this
Thirtieth Day of July, 2019



Andrei Iancu
Director of the United States Patent and Trademark Office