

US00D807784S

(12) **United States Design Patent**
Väärsi

(10) **Patent No.:** **US D807,784 S**
(45) **Date of Patent:** **** Jan. 16, 2018**

(54) **UNMANNED GROUND VEHICLE**

(71) Applicant: **MILREM AS**, Tallinn (EE)

(72) Inventor: **Kuldar Väärsi**, Tallinn (EE)

(73) Assignee: **Milrem AS**, Tallinn (EE)

(**) Term: **15 Years**

(21) Appl. No.: **35/500,943**

(22) Filed: **Mar. 17, 2016**

(80) **Hague Agreement Data**

Int. Filing Date: **Mar. 17, 2016**

Int. Reg. No.: **DM/090395**

Int. Reg. Date: **Mar. 17, 2016**

Int. Reg. Pub. Date: **May 13, 2016**

(30) **Foreign Application Priority Data**

Feb. 22, 2016 (EM) 002997304

(51) **LOC (11) Cl.** **12-14**

(52) **U.S. Cl.**
USPC **D12/1**

(58) **Field of Classification Search**

USPC D12/1, 12, 14, 195, 400

CPC A63H 17/045

See application file for complete search history.

(56) **References Cited**

U.S. PATENT DOCUMENTS

2,389,579 A * 11/1945 Reynolds F41H 7/02
180/291

D164,216 S * 8/1951 Baldine 180/9.1

2,967,075 A * 1/1961 Christie B62D 49/0621

D217,446 S * 5/1970 Mitchell et al. D12/12

D236,703 S * 9/1975 Baker et al. D12/1

D260,792 S * 9/1981 Jones D12/12
D377,324 S * 1/1997 Pejcoch D12/12
D425,140 S * 5/2000 Bao D21/539
D481,443 S * 10/2003 Duncan D23/215
6,945,782 B2 * 9/2005 Isoz F41G 3/2655
434/11
6,981,461 B1 * 1/2006 Burg B60F 3/0015
114/67 R
7,036,894 B1 * 5/2006 Woodall B62D 55/065
180/9.1
D661,224 S * 6/2012 Allaire D12/12
D712,786 S * 9/2014 Burkatovskiy; Sergey ... D12/12
2016/0122015 A1 * 5/2016 Hutson B64C 39/024
244/17.23
2017/0012464 A1 * 1/2017 Sant'Anselmo F03D 9/007

OTHER PUBLICATIONS

<http://www.aripaev.ee/uudised/2015/08/27/milremi-mehitamata-roomik-valmis>[Apr. 29, 2017 6:41:45 AM].*

* cited by examiner

Primary Examiner — Michael A Pratt

(74) *Attorney, Agent, or Firm* — Christopher M. Scherer;
DeWitt Ross & Stevens S.C.

(57) **CLAIM**

The ornamental design for an unmanned ground vehicle, as shown and described.

DESCRIPTION

Fig. 1.1 is a right-side view of an unmanned ground vehicle showing my new design;

Fig. 1.2: is a left-side view thereof;

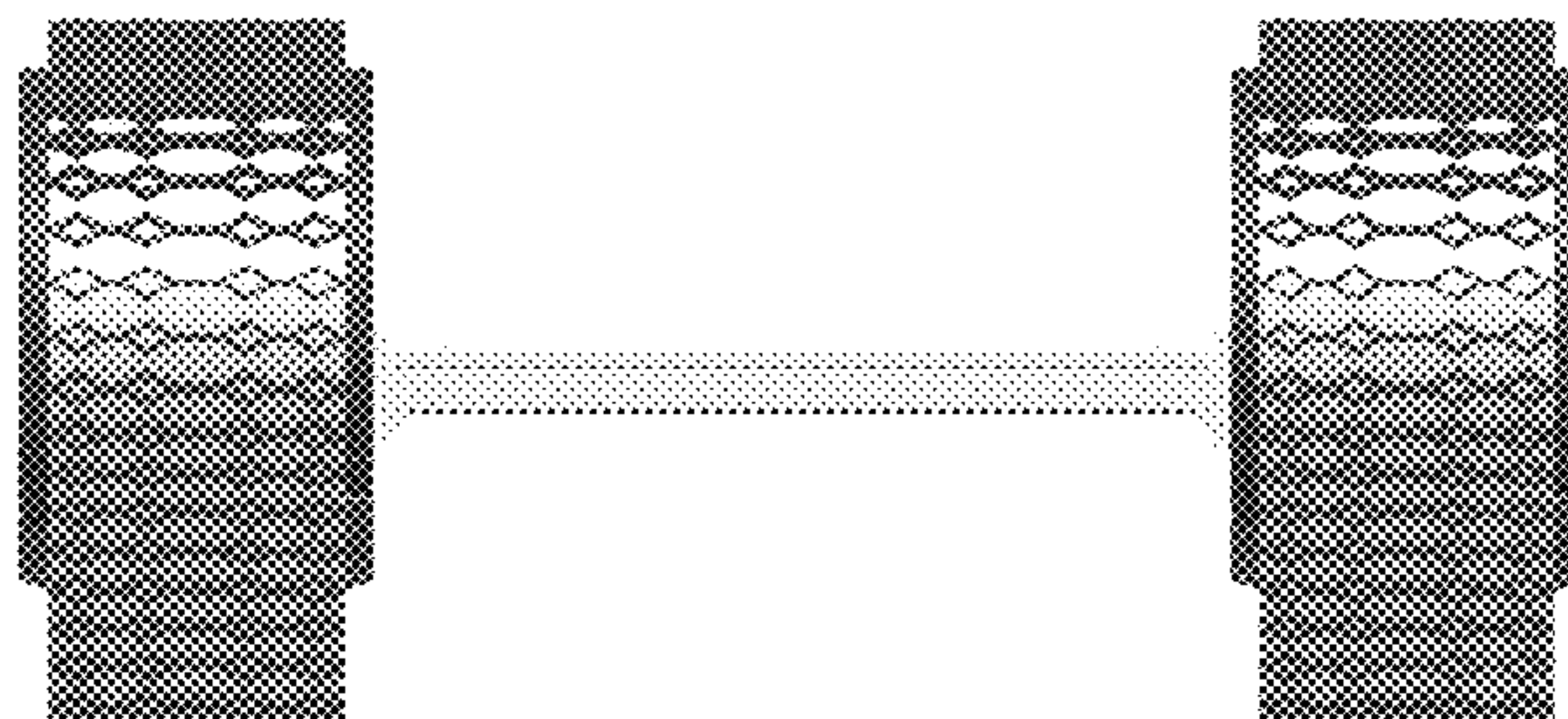

Fig. 1.3: is a front view thereof;

Fig. 1.4: is a back view thereof; and

Fig. 1.5: is a top plan view thereof.

Any broken lines are for the purpose of illustrating environmental and/or unclaimed structure(s) and form no part of the claimed design.

1 Claim, 5 Drawing Sheets



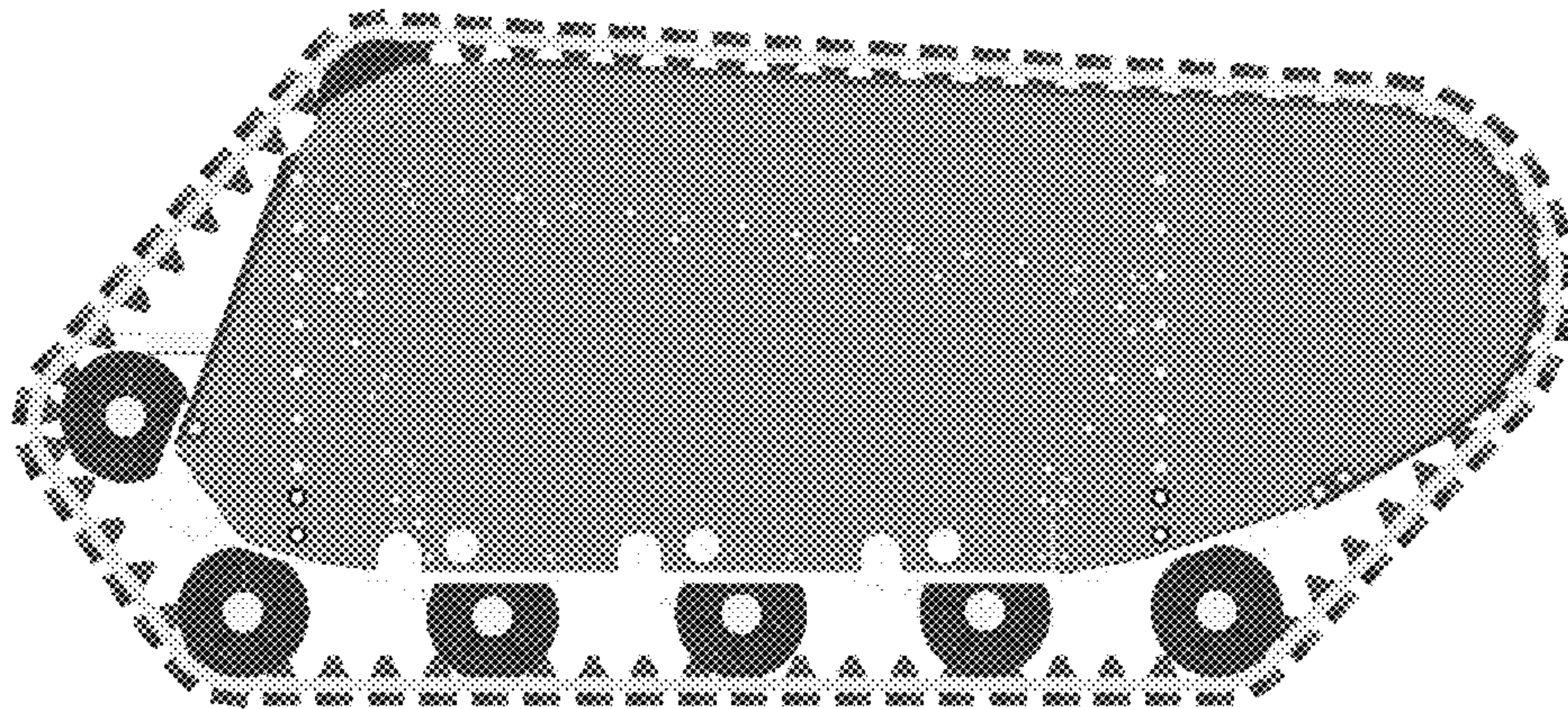


FIG. 1.1

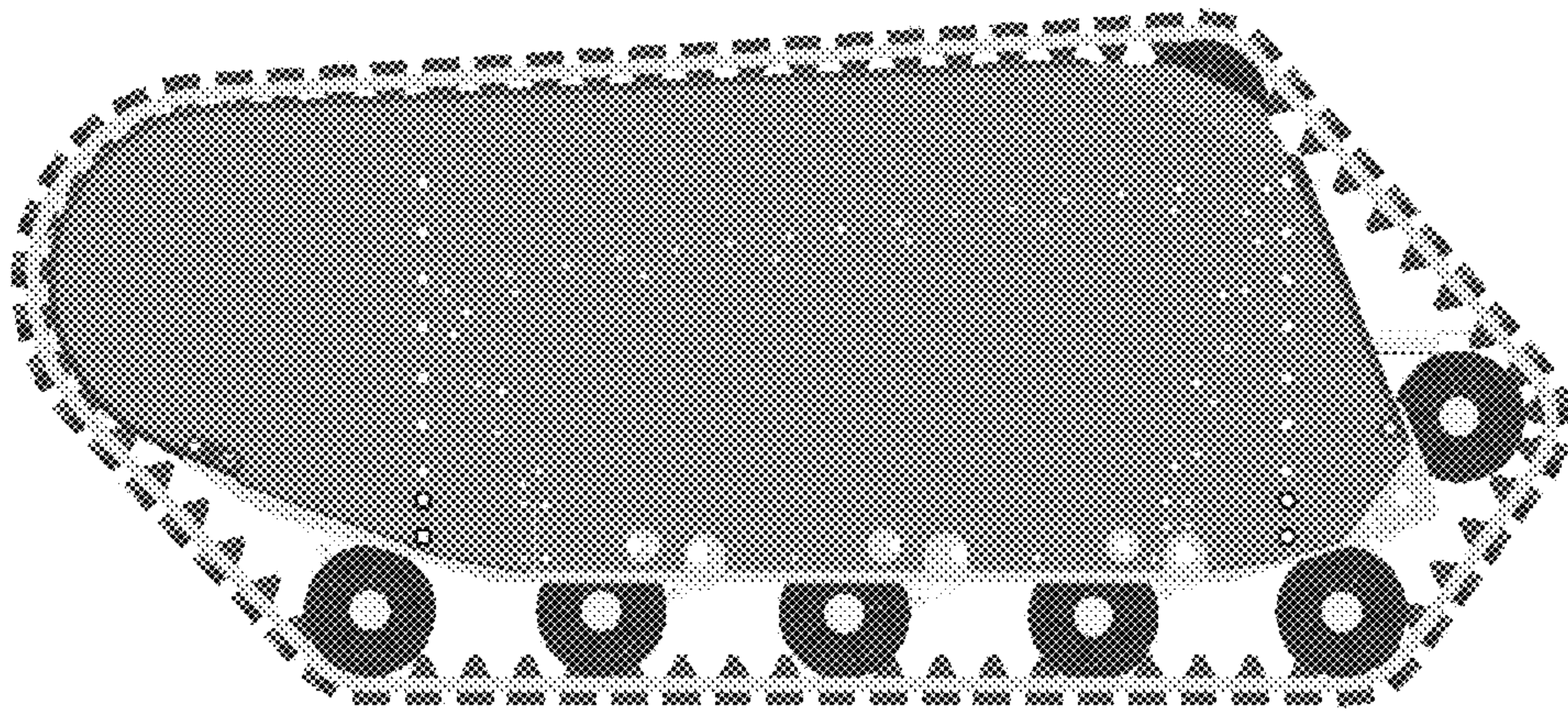


FIG. 1.2

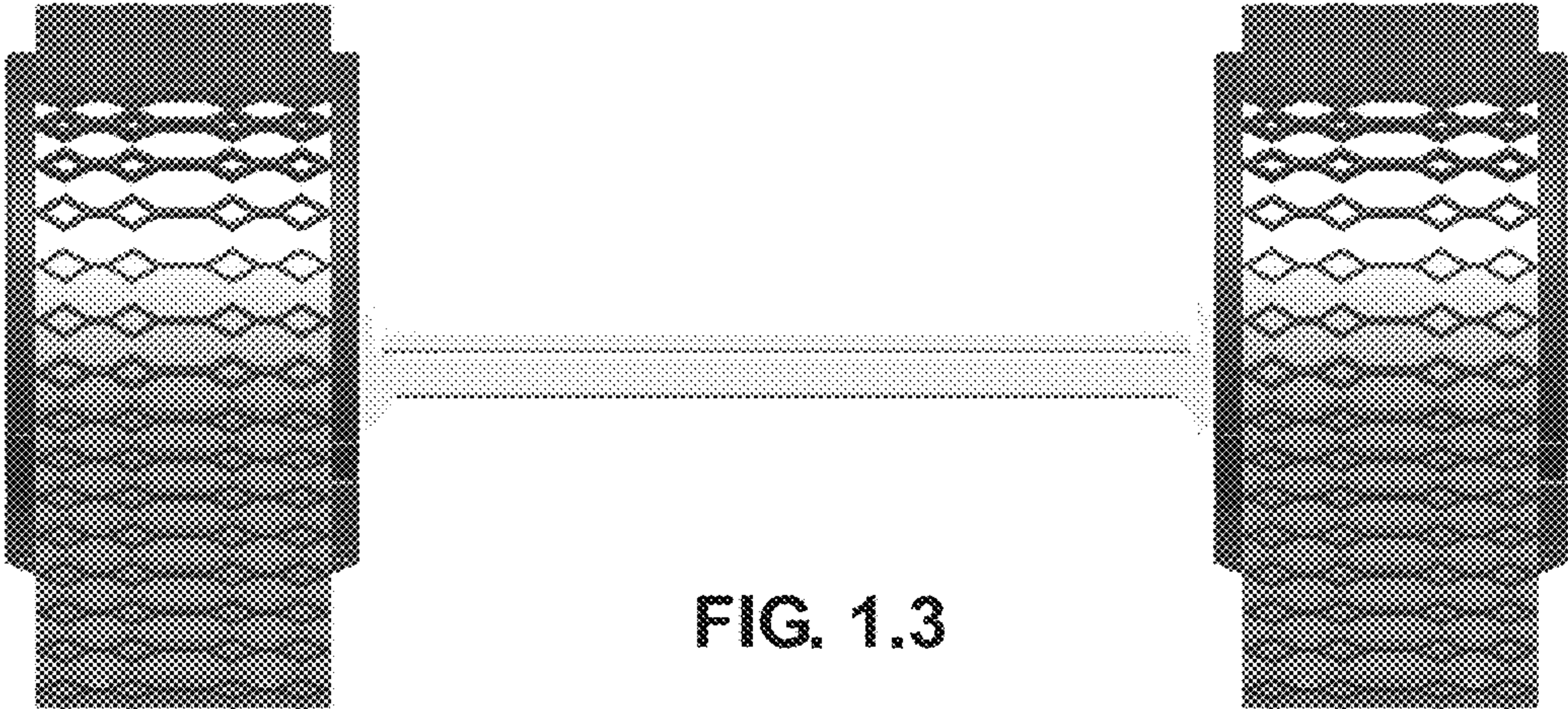


FIG. 1.3

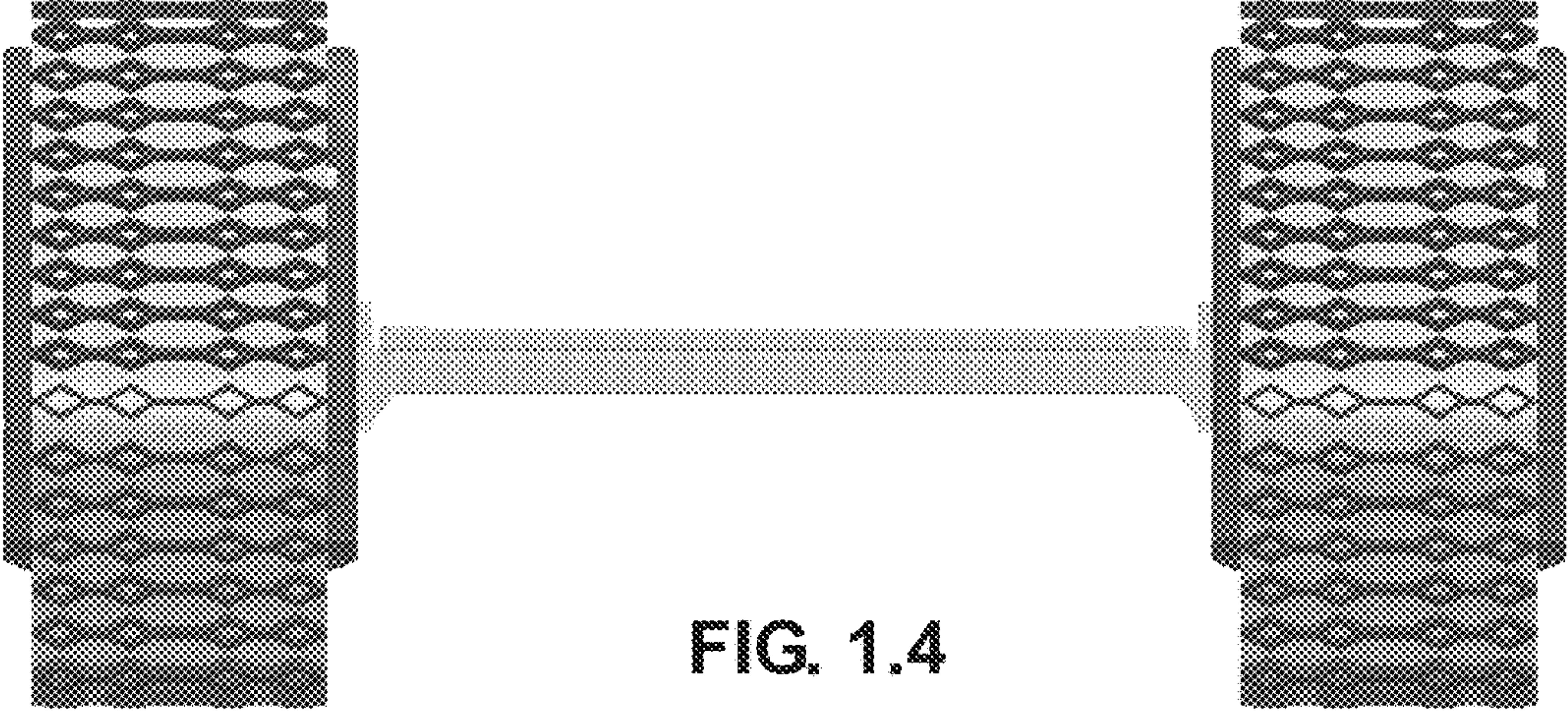


FIG. 1.4

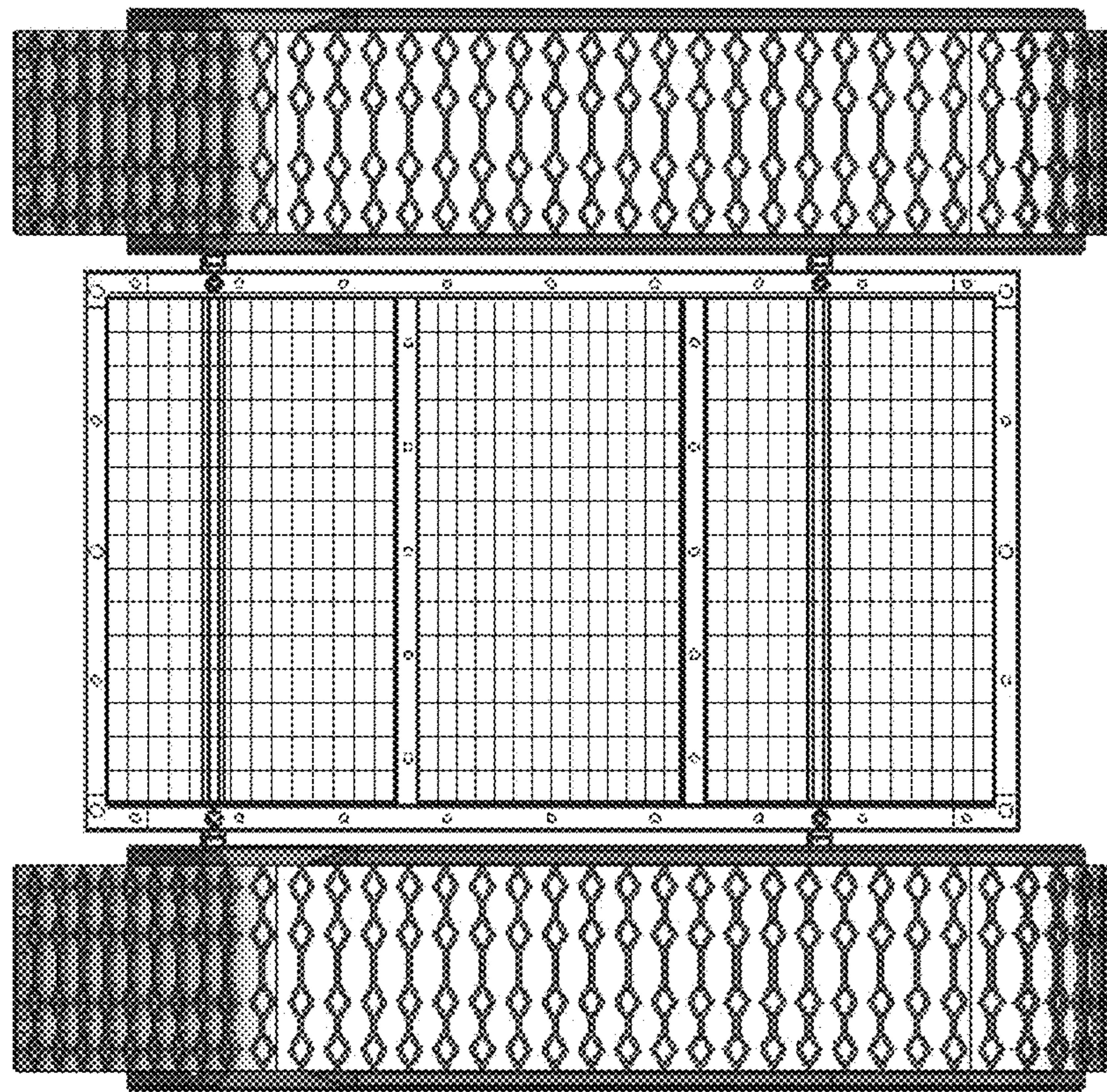


FIG. 1.5