



US00D807781S

(12) **United States Design Patent**  
**Frisoni et al.**

(10) **Patent No.:** **US D807,781 S**  
(45) **Date of Patent:** **\*\* Jan. 16, 2018**

(54) **BUCKLE**  
(71) Applicant: **Roger Vivier S.p.A.**, Sant’Elpidio a Mare (Fermo) (IT)  
(72) Inventors: **Bruno Frisoni**, Paris (FR); **Diego Della Valle**, Sant’Elpidio a Mare (IT)  
(73) Assignee: **ROGER VIVIER S.P.A.**, Sant’Elpidio a Mare (Fermo) (IT)  
(\*\*) Term: **15 Years**

1,127,895 A \* 2/1915 Kahn ..... G09F 7/08  
24/163 FC  
1,759,639 A \* 5/1930 Belloch ..... A44C 1/00  
24/163 R  
2,342,304 A \* 2/1944 Schreiber ..... A44B 11/22  
2/300  
D244,765 S \* 6/1977 Grenon ..... D11/40  
D277,051 S \* 1/1985 Baron ..... D11/231  
D277,052 S \* 1/1985 Baron ..... D11/231  
D454,519 S \* 3/2002 Gruosi ..... D11/231  
D493,386 S \* 7/2004 Pontaoe ..... D11/218  
D568,209 S \* 5/2008 Della Valle ..... D11/231  
D790,779 S \* 6/2017 Javornick ..... D11/231

(21) Appl. No.: **29/564,334**

\* cited by examiner

(22) Filed: **May 12, 2016**

*Primary Examiner* — Ralf T Seifert

(30) **Foreign Application Priority Data**

(74) *Attorney, Agent, or Firm* — Knobbe Martens Olson & Bear LLP

Nov. 13, 2015 (EM) ..... 002858829

(51) **LOC (11) Cl.** ..... **02-07**

(52) **U.S. Cl.**  
USPC ..... **D11/200; D11/231**

(57) **CLAIM**

The ornamental design for a buckle, as shown and described.

(58) **Field of Classification Search**  
USPC ..... D11/1-2, 200-201, 206-210, 214-218,  
D11/231-238, 22, 40, 79; 24/163 R,  
24/169-171, 173, 177-179, 191,  
24/194-195, 197, 200, 614-616, 625,  
24/198, 578.11, 578.1, 163 K, 114;  
D2/853, 624; 2/300  
CPC ..... A44B 11/26; A44B 11/25; A44B 11/06;  
A44B 11/04; A44B 11/22; A44B 11/24  
See application file for complete search history.

**DESCRIPTION**

FIG. 1 is a perspective view of a buckle according to our new design.  
FIG. 2 is a front view thereof.  
FIG. 3 is a rear view thereof.  
FIG. 4 is a left side view thereof.  
FIG. 5 is a right side view thereof.  
FIG. 6 is a top view thereof; and,  
FIG. 7 is a bottom view thereof.  
The broken lines in FIGS. 1 and 3-7 indicate environmental features that form no part of the claimed design.

(56) **References Cited**

**U.S. PATENT DOCUMENTS**

D45,818 S \* 5/1914 Reynolds ..... D11/231  
1,098,086 A \* 5/1914 Blum et al. .... G09F 3/14  
40/618

**1 Claim, 5 Drawing Sheets**






*FIG. 1*




*FIG. 2*




*FIG. 3*




*FIG. 4*



*FIG. 5*



*FIG. 6*



*FIG. 7*