



US00D807775S

(12) **United States Design Patent** (10) **Patent No.:** **US D807,775 S**
Parvex (45) **Date of Patent:** **** Jan. 16, 2018**

(54) **PENDANT**
(71) Applicant: **VAN CLEEF & ARPELS SA,**
Villars-sur-Glâne (CH)
(72) Inventor: **Isabelle Parvex,** Bagneux (FR)
(73) Assignee: **Van Cleef & Arpels SA,**
Villars-sur-Glâne (CH)

D132,523 S * 5/1942 Gerstanzang D11/67
D133,373 S * 8/1942 Meyer D11/67
D140,951 S * 4/1945 Katz D11/67
D143,562 S * 1/1946 Speck D11/76
D151,493 S * 10/1948 Boucher D11/67
D185,969 S * 8/1959 Katz 40/538
D484,069 S * 12/2003 Robinson D11/80
D570,723 S * 6/2008 Steshik D11/79
D616,784 S * 6/2010 Castaline D11/67
D622,173 S * 8/2010 Blad D11/40
D640,950 S * 7/2011 Zuiderveld D11/84

(**) Term: **15 Years**

OTHER PUBLICATIONS

(21) Appl. No.: **29/559,250**

[Online] <http://www.vancleefarpels.com/content/dam/rcq/vca/14/02/03/5/1402035.png>. Retrieved Jul. 31, 2017.*

(22) Filed: **Mar. 25, 2016**

[Online] <http://www.ross-simons.com/products/887748.html>. Retrieved Jul. 31, 2017.*

(30) **Foreign Application Priority Data**

Sep. 28, 2015 (WO) DM/087746

(51) **LOC (11) Cl.** **11-01**

(52) **U.S. Cl.**
USPC **D11/84**

(58) **Field of Classification Search**
USPC D11/1, 2, 7, 8, 26, 33, 34, 3, 40, 41, 42,
D11/43, 44, 63, 67, 79-86, 91, 92
CPC .. A44C 5/00; A44C 1/00; A44C 7/002; A44C
11/00; A44C 25/00; A44C 25/001; A44C
25/002; A44C 25/007; A44C 25/008;
A44C 15/001; A44C 17/02; A44C
17/0241; A44C 17/0266; A44C 17/0275
See application file for complete search history.

* cited by examiner

Primary Examiner — Melanie Pellegrini
(74) *Attorney, Agent, or Firm* — Taft Stettinius &
Hollister LLP

(56) **References Cited**

U.S. PATENT DOCUMENTS

D7,923 S * 12/1874 Beals D11/84
D35,916 S * 5/1902 Kruttschnitt D11/116
D119,082 S * 2/1940 Whyte D11/67
D120,573 S * 5/1940 Philippe D11/67
D120,575 S * 5/1940 Philippe D11/67
D122,259 S * 9/1940 Cooper D11/67
D130,313 S * 11/1941 Schraysshuen D11/67

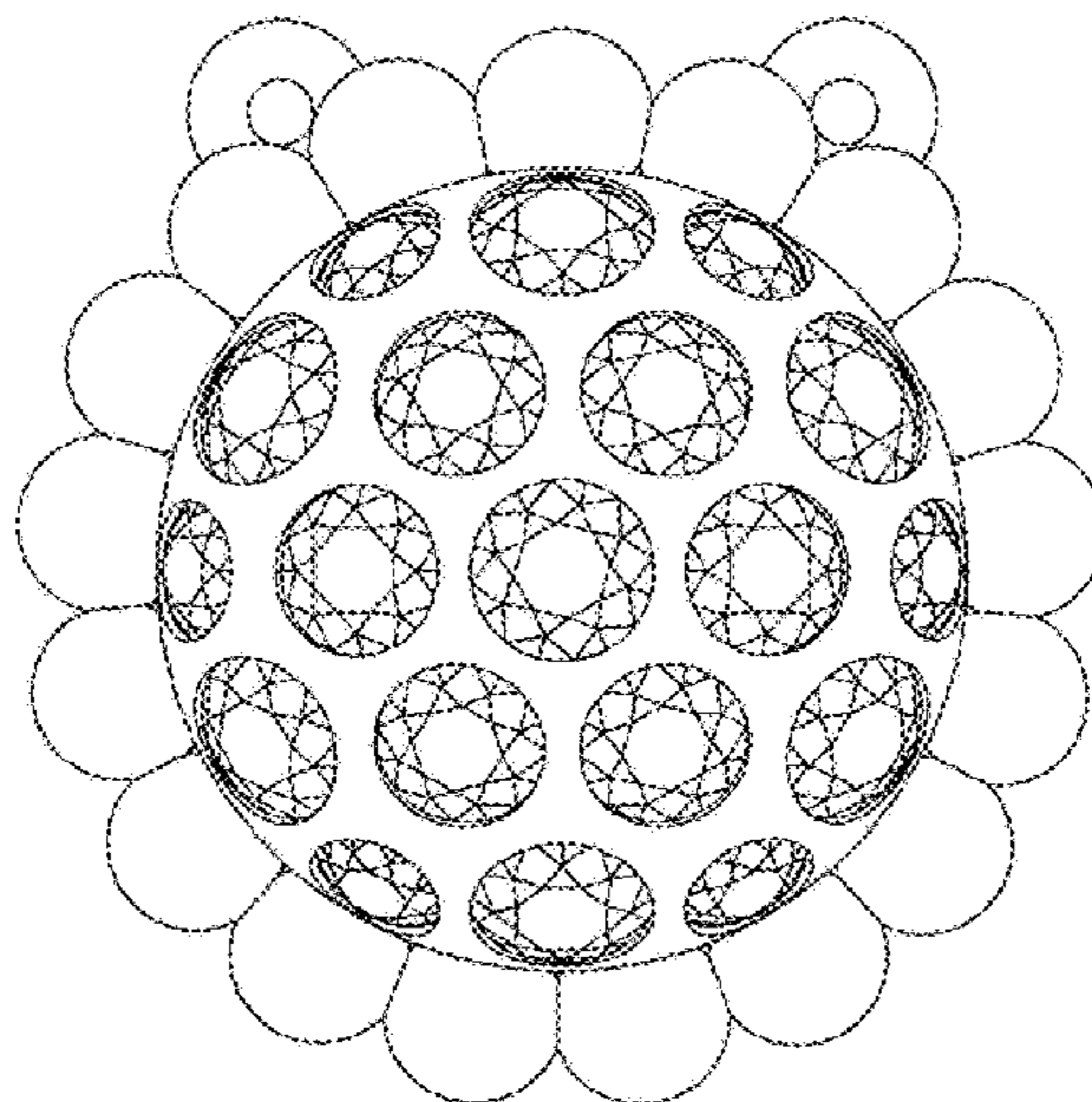
(57) **CLAIM**

The ornamental design for a pendant, as shown and described.

DESCRIPTION

FIG. 1 is a front elevational view a pendant showing my new design;
FIG. 2 is a back elevational view thereof;
FIG. 3 is a right side elevational view thereof;
FIG. 4 is a left side elevational view thereof;
FIG. 5 is a bottom plan view thereof;
FIG. 6 is a top plan view thereof;
FIG. 7 is a right, front perspective view thereof; and,
FIG. 8 is a left, back perspective view thereof.
The broken lines represent portions of the pendant which form no part of the claimed design.

1 Claim, 1 Drawing Sheet



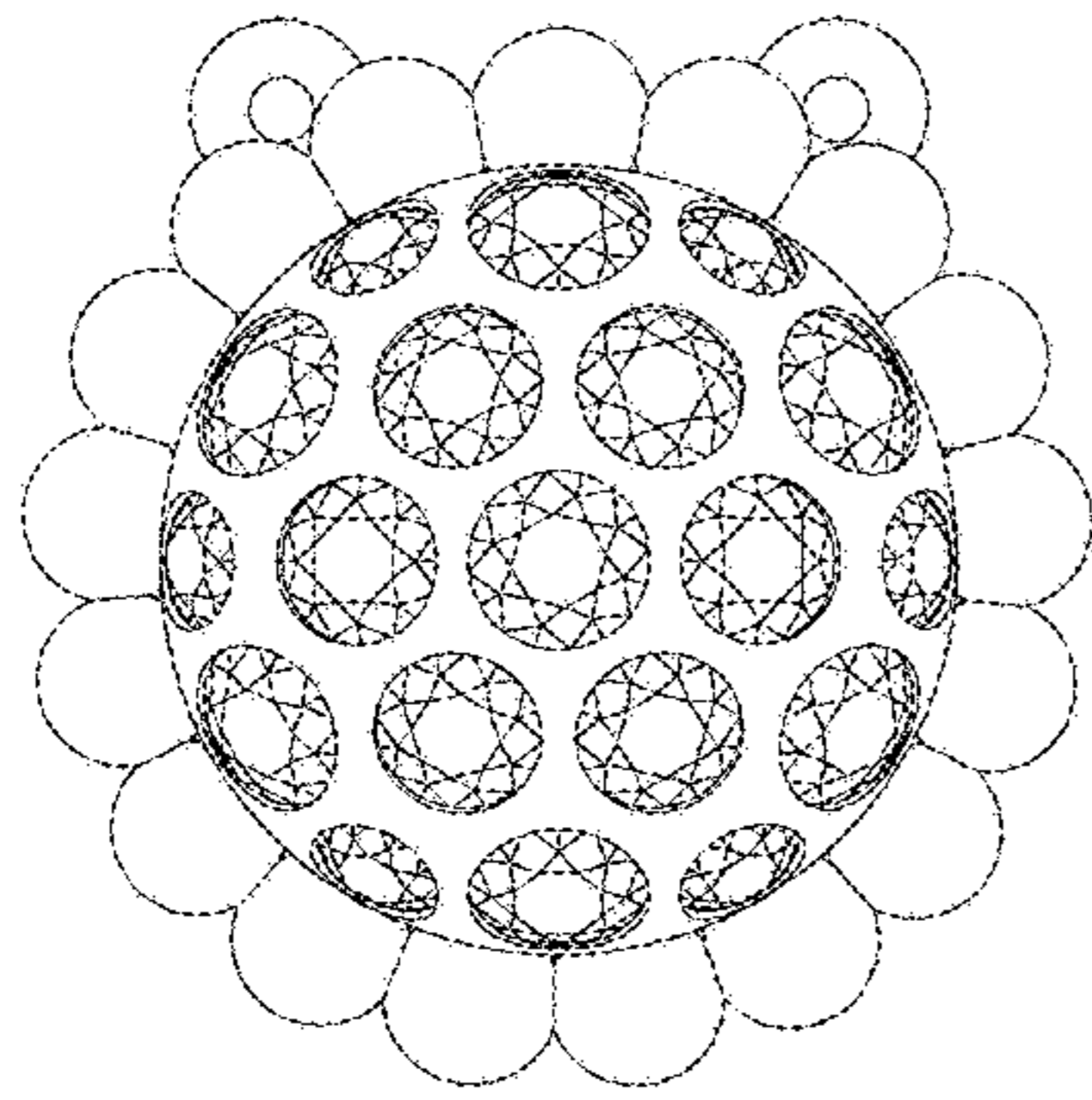


Fig. 1

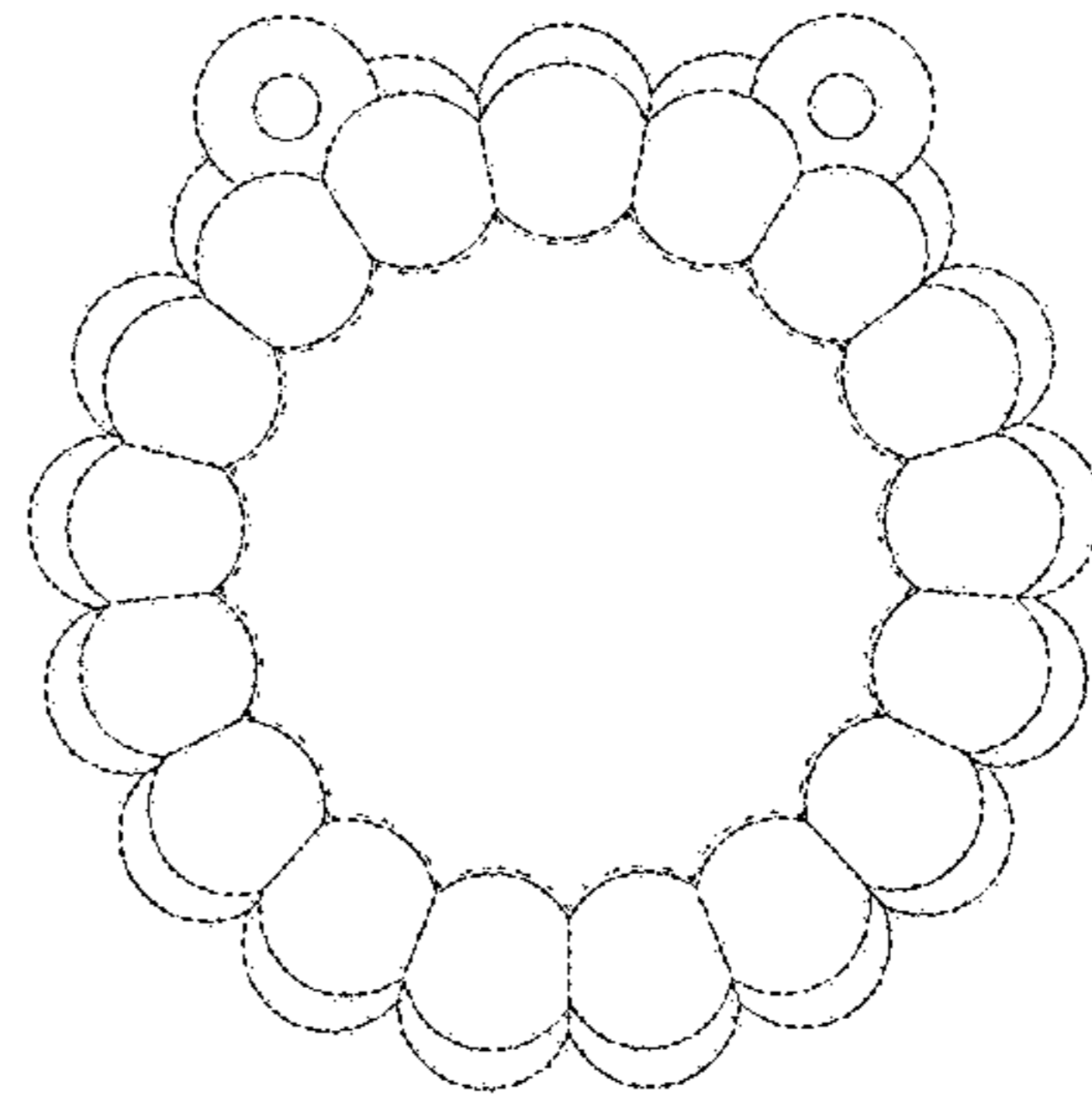


Fig. 2

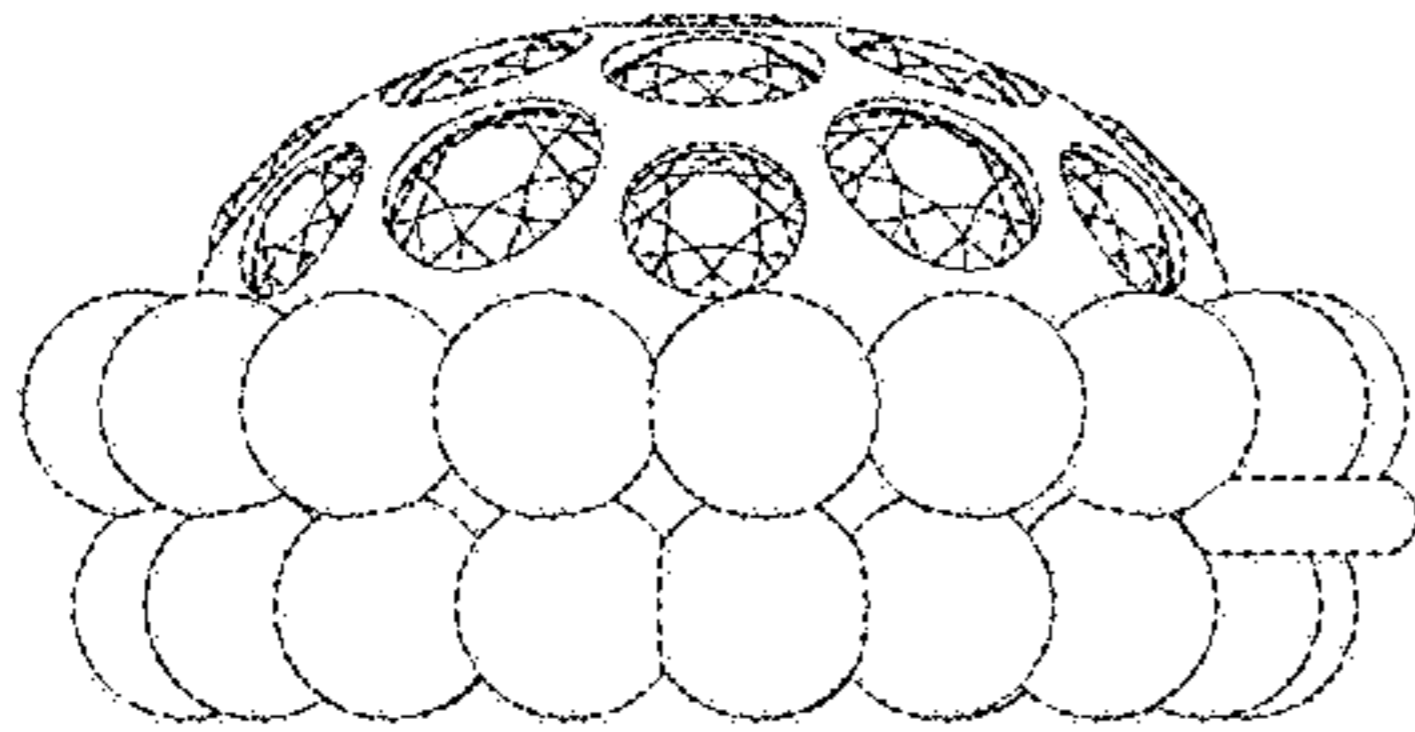


Fig. 3




Fig. 4

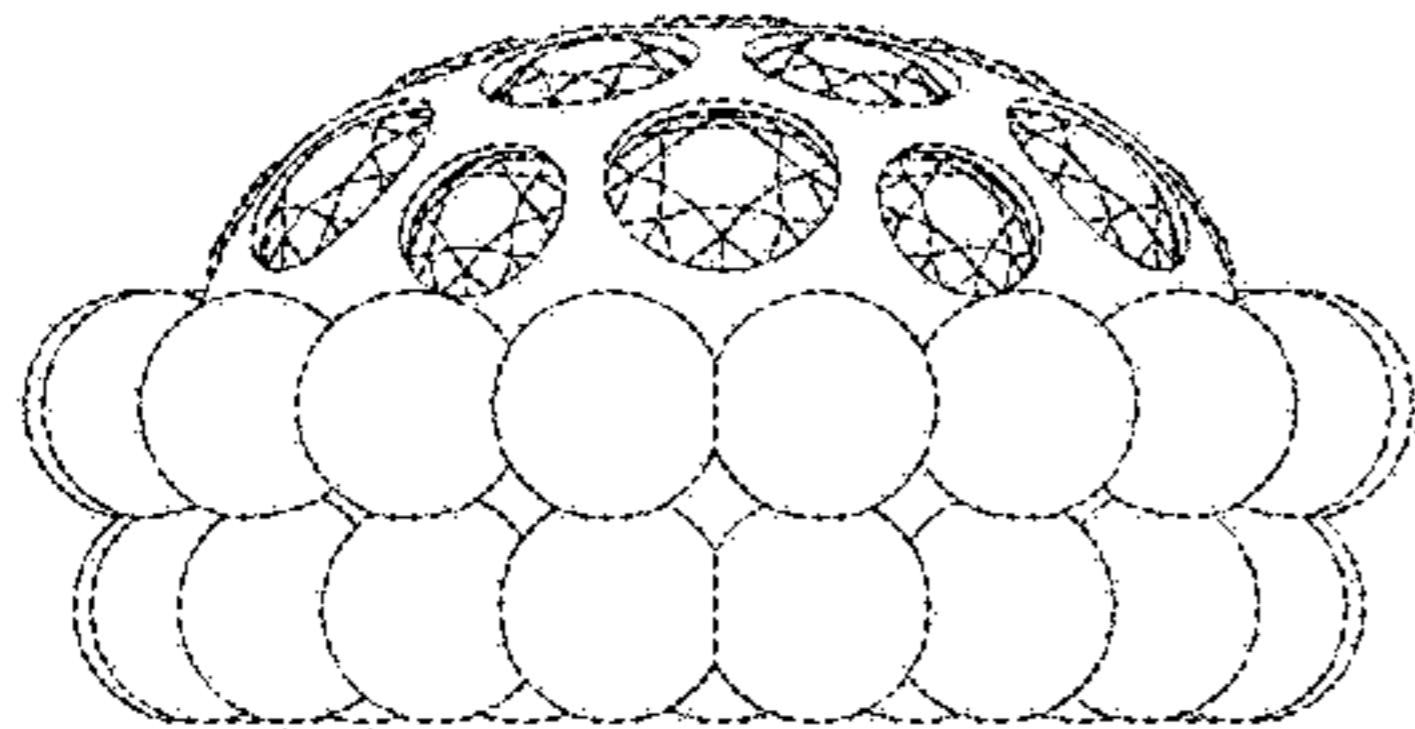


Fig. 5

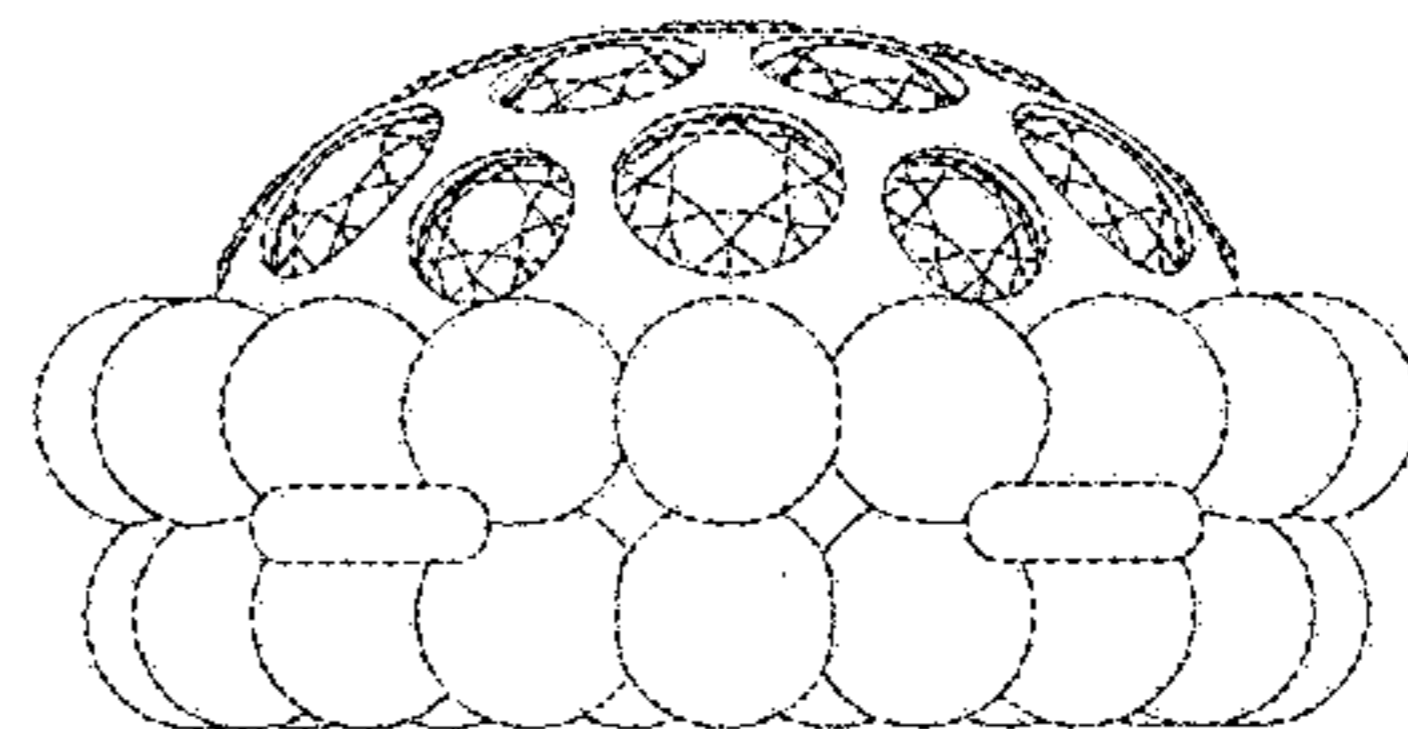


Fig. 6

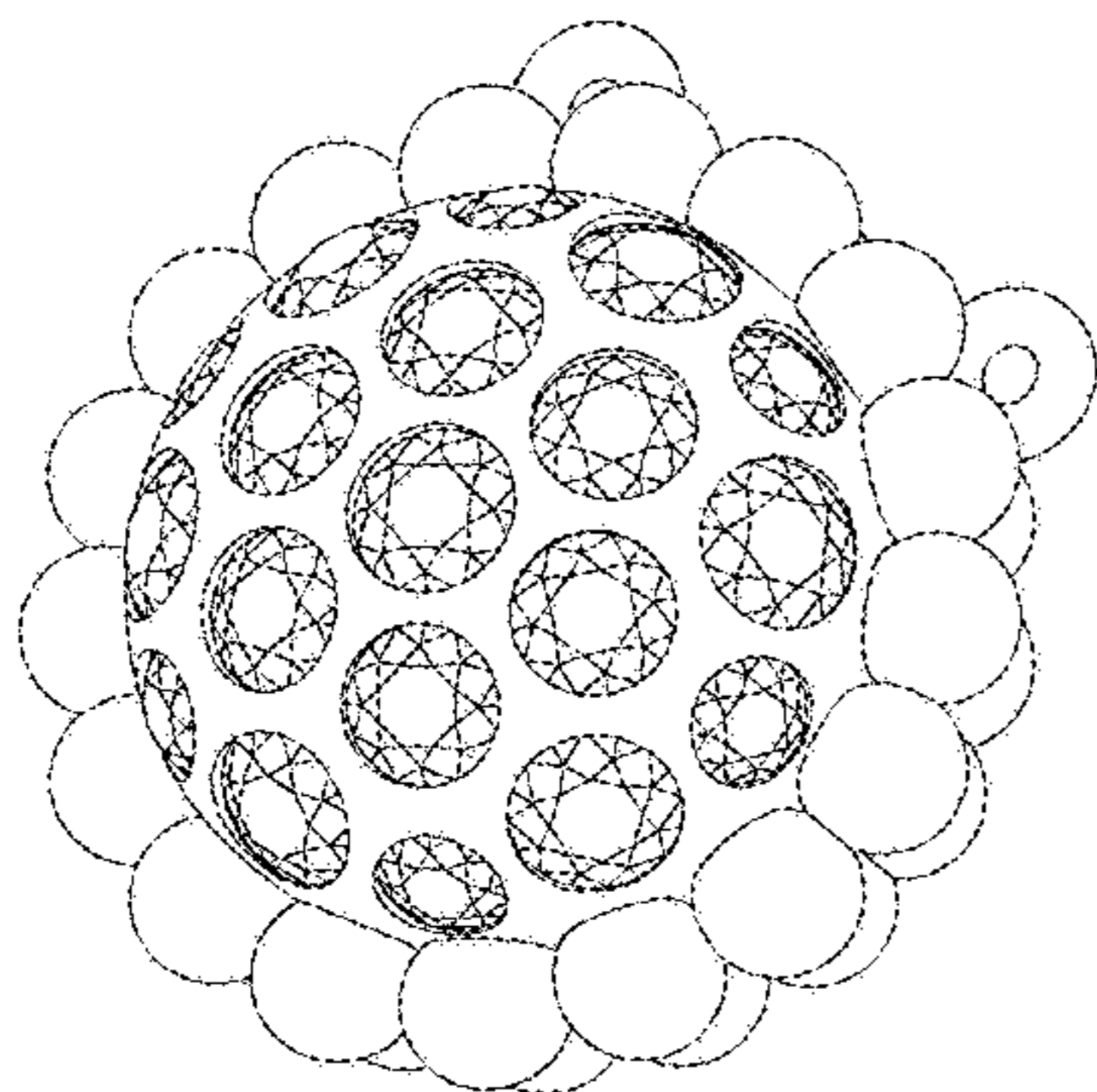


Fig. 7

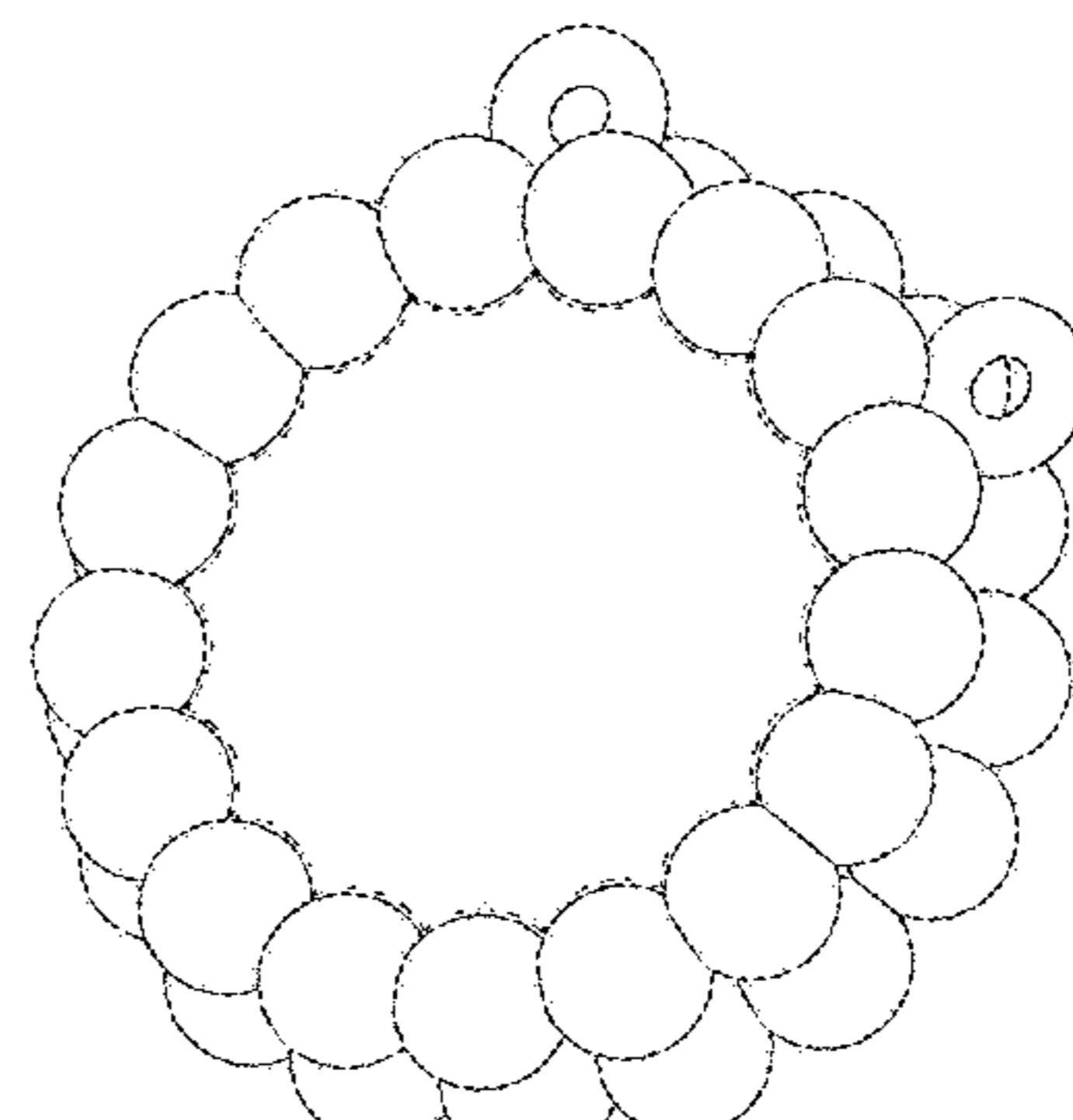


Fig. 8